



MIAMI-DADE
METROPOLITAN
PLANNING
ORGANIZATION

TIP

2016

Transportation
Improvement
Program



TRANSPORTATION IMPROVEMENT PROGRAM

FISCAL YEARS 2015/2016 to 2019/2020

METROPOLITAN PLANNING ORGANIZATION FOR THE MIAMI URBANIZED AREA

Approved by MPO Governing Board on May 21st, 2015

This document was prepared by the Metropolitan Planning Organization for the Miami Urbanized Area in collaboration with the Florida Department of Transportation; Miami-Dade Expressway Authority; Florida's Turnpike Enterprise; South Florida Regional Transportation Authority; Miami-Dade County Public Works and Waste Management Department; Miami-Dade County Office of Strategic Business Management; Miami-Dade Transit Agency; Miami-Dade County Aviation Department; Miami-Dade Seaport Department; Miami-Dade League of Cities; Miami-Dade County Department of Regulatory and Economic Resources; and the Miami-Dade County Developmental Impact Committee.

The Miami-Dade MPO complies with the provisions of Title VI of the Civil Rights Act of 1964, which states: No person in the United States shall, on grounds of race, color, or national origin, be excluded from participation in, be denied the benefits of, or be subjected to discrimination under any program or activity receiving federal financial assistance. It is also the policy of the Miami-Dade MPO to comply with all of the requirements of the Americans with Disabilities Act. For materials in accessible format please call (305) 375-4507.

The preparation of this report has been financed in part from the U.S. Department of Transportation (USDOT) through the Federal Highway Administration (FHWA) and/or the Federal Transit Administration (FTA), the State Planning and Research Program (Section 505 of Title 23, U.S. Code) and Miami-Dade County, Florida. The contents of this report do not necessarily reflect the official views or policy of the U.S. Department of Transportation.

THIS PAGE INTENTIONALLY LEFT BLANK

Metropolitan Planning Organization Governing Board

Voting Members

Jean Monestime, Chairman
Francis Suarez, Vice Chairman

Bruno A. Barreiro
Esteban Bovo, Jr
Daniella Levine Cava
Jose “Pepe” Diaz
Audrey M. Edmonson
Maurice Ferre
Oliver G. Gilbert III
Perla Tabares Hantman
Carlos Hernandez
Sally Heyman

Barbara J. Jordan
Smith Joseph
Philip Levine
Dennis C. Moss
Jeff Porter
Marc D. Sarnoff
Rebeca Sosa
Sen. Javier D. Souto
Xavier L. Suarez
Juan C. Zapata

Non-Voting Members (FDOT District VI)

Gus Pego, P.E., Secretary
Harold Desdunes, P.E.

Transportation Planning Council

Voting Members

Jesus Guerra, Chairperson

Julio A. Brea
Joe M. Corradino
William L. Cross
Carlos Cruz-Casas
Harold Desdunes
Aleem A. Ghany
Dr. Emilio T. Gonzalez
Jorge E. Hernández
Alina T. Hudak
Juan Kuryla
Ysela Llort
Jack Osterholt
Debora Rivera
Javier Rodriguez
Tom Ruiz
Lester Sola
Jose R. Gonzalez
Vivian Villaamil

City of Homestead
Miami-Dade County League of Cities
South Florida Regional Transportation Authority
City of Miami
Florida Department of Transportation District VI
City of North Miami
Miami-Dade Aviation Department
City of Hialeah
Public Works and Waste Management
Miami-Dade Seaport Department
Miami-Dade Transit
Regulatory and Economic Resources
Florida Department of Transportation
Miami-Dade Expressway Authority
City of Miami Gardens
Miami-Dade Sewer and Water
City of Miami Beach
Miami-Dade County Public Schools

MPO Secretariat

Jesus Guerra, Interim MPO Director

THIS PAGE INTENTIONALLY LEFT BLANK




Fiscal Years 2015/2016 - 2019/2020 Transportation Improvement Program

TABLE OF CONTENTS

<i>Subject</i>	<i>Page #</i>
Executive Summary	
Resolution Approving Final TIP	
Introduction	
Fund Source Legend and Abbreviations	
Work Phase Description Legend	
Bicycle Accommodations Legend	
<u>PART ONE: 4-YEAR FEDERAL FUNDED PROJECT LISTING</u>	
Purpose, Contents, Project Selection and Concluding Statements	
4-Year Federally Funded Project Listing	F1-1
<u>PART TWO: 5-YEAR PROJECT LISTING</u>	
Funding Summary	
State Transportation System and Major Projects	A1-1
Florida's Turnpike Enterprise	A2-1
Miami-Dade Expressway Authority (MDX)	A3-1
Secondary Road Program	A4-1
Road Impact Fee	A5-1
Local Option Gas Tax	A6-1
People's Transportation Plan Improvements	A7-1
Private Sector Improvements	A8-1
Airport Development	A9-1
Multimodal Seaport Development	A10-1
Miami-Dade Transit	A11-1
South Florida Regional Transportation Authority (SFRTA)	A12-1
Non-Motorized Component	A13-1
Intelligent Transportation Systems (ITS)	A14-1
Transportation Disadvantaged Section (ADA)	A15-1
Congestion Management Process (CMP)	A16-1
Freight-Related Transportation Improvements	A17-1
Regionally Significant Transportation Improvements	A18-1
<u>PART THREE: UNFUNDED PRIORITY NEEDS</u>	
Unfunded 5-Year Project Listing	U
Unfunded 5-Year Totals	U-1
<u>INDEX</u>	

THIS PAGE INTENTIONALLY LEFT BLANK

TRANSPORTATION IMPROVEMENT PROGRAM (TIP)



Executive Summary



THIS PAGE INTENTIONALLY LEFT BLANK



Fiscal Years 2015/2016 - 2019/2020 Transportation Improvement Program

EXECUTIVE SUMMARY

The Transportation Improvement Program (TIP), a major document of the Metropolitan Planning Organization (MPO) for the Miami Urbanized area, specifies proposed transportation improvements to be implemented in Miami-Dade County over the coming five years. The primary emphasis of the TIP is on the first three years of the program. As required by federal regulations, projects receiving federal funds during the October 1, 2015 to September 30, 2020 time period are to be drawn from those listed in this document. In addition, projects not using federal funds, but which are part of the area's program of improvements, are shown in the TIP. Projects shown for FY 2016 and beyond, regardless of their funding source, are included as proposed. While it is anticipated that most of these projects will be implemented as programmed, they will be periodically evaluated by the MPO as the TIP is updated or amended as necessary. The projects in the TIP are also shown for a five-year time period. While the emphasis is on the first three years, presenting a five-year span allows for a more systematic forecast of funding needs during a five-year planning cycle and provides a more comprehensive view of the program for public information purposes. Included in the TIP are Intermodal, Highway, Transit, Aviation, Seaport and Non-Motorized improvements costing in excess of \$7.67 billion. Included are the following categories:

Funding Summary – Fiscal Years 2016 – 2020: (\$millions)

Highways - State Roads:

Primary (FDOT).....	4,441 --	57.7%
Turnpike.....	467 --	6.1%
Miami-Dade Expressway Authority.....	657 --	8.5%
	<u>5,565</u>	<u>72.3%</u>

County Roads:

Secondary.....	74 --	1.0%
Road Impact Fee.....	360 --	4.7%
People's Transportation Plan.....	93 --	1.2%
Private Sector.....	<u>TBD --</u>	<u>N/A</u>
	527	6.8%

Local Option Gas Tax.....	26 --	0.3%
Transit.....	1,168 --	15.2%
Aviation.....	238 --	3.1%
Seaport.....	<u>176 --</u>	<u>2.3%</u>
	1,608	20.9%
TOTAL	7,700	100.0%

Executive Summary

South Florida Regional Transportation Authority (SFRTA) 5-year funding allocation \$197 million (SFRTA funding is allocated through FDOT District 4, even though it serves portions of Miami-Dade County).

Some \$5,565 million are programmed for the five-year period between FY 2016 and 2020 for State Road projects. In addition to major highway capacity improvements, an extensive program to renovate and resurface a number of deteriorating roads and bridges are also included.

The Secondary, Road Impact Fee, and People's Transportation Plan (PTP) Programs contain a number of key projects in the County Highway/Transit System costing just over \$527 million. Aviation improvements involve Miami International, Opa-Locka and Tamiami airports. Transit improvements involve a broad range of public transportation services and facilities. Seaport improvements consist of numerous new port facilities and major renovations and improvements to existing facilities. Funding for the implementation of several intermodal projects is also shown, as well as projects in the "non-motorized" category which includes improvements associated with pedestrian and bicycle facilities.

The FY 2016 TIP also includes a section titled "Unfunded Priority Needs." This section lists MPO priorities in addition to those already programmed in the TIP. The priority listing was developed for subsequent inclusion in the Transportation Improvement Program as new revenues become available. The MPO, in its role of preparing metropolitan transportation plans, will continue to assess critical transportation needs and priorities considered essential for the mobility of the urban population.

MAP-21, the Moving Ahead for Progress in the 21st Century, was signed into law by President Obama on July 6, 2012. MAP-21 is a milestone for the U.S. economy and the nation's surface transportation program. MAP-21 created a streamlined and performance-based surface transportation and builds on many of the highway, transit, bike and pedestrian programs and policies established in 1991.

The projects and priorities in this TIP are consistent with those in the adopted 2040 Transportation Plan. Because the 2040 Plan was found to conform to federal regulations and the Florida State Implementation Plan (SIP), the MPO has found this TIP to also conform to all relevant laws, regulations and plans.

Executive Summary

National Park Service Funding for Everglades National Park Improvements:

The following information is hereby included in this Fiscal Year 2016-2020 Transportation Improvement Program, in accordance with 23CFR450.324(e).

This project is located in federally owned lands in the Eastern United States and is funded with federal funds. There is no fiscal impact to the 2016-2020 TIP. This project is included here for informational purposes. The project is funded outside of the Federal Highway Trust Fund and the funding will not pass through the Florida Department of Transportation.


AWARD FISCAL YEAR	PROJECT	APPLICANT	DESCRIPTION	COUNTY	FUND SOURCE	TOTAL PROGRAM AMOUNT
2016	EVER_196127	National Park Service, Everglades National Park	Prepare National Environmental Policy Act (NEPA) for 10.7 miles of Tamiami Trail and Design/Build to build 2.66 mile section with bridge(s) Category: 4R	MIAMI-DADE	Other	\$10,000,000

Public Involvement

The Citizens Transportation Advisory Committee (CTAC) provides a forum for citizens to evaluate the recommendations developed through the MPO's transportation planning and programming process. One of the main responsibilities of the CTAC is to ensure that proposed transportation projects are responsive to the community's perceived needs and goals. The MPO advertises Public Hearings for the purpose of community approval to the TIP.

Note: All \$ values represented in this document are in Year of Expenditure (YOE) dollars, as required by 23CFR450.324(h).

TRANSPORTATION IMPROVEMENT PROGRAM (TIP)




Resolution Approving Final TIP



THIS PAGE INTENTIONALLY LEFT BLANK

TRANSPORTATION IMPROVEMENT PROGRAM (TIP)



Introduction





Fiscal Years 2015/2016 - 2019/2020 Transportation Improvement Program

INTRODUCTION

Purpose

This document is prepared every year to fulfill Federal statutory requirements which provide that, as a condition to receive Federal funding, each urbanized area will have a continuing planning process that results in plans and programs consistent with the comprehensive development plan of the urbanized area. This document programs transportation projects that serve that purpose. The priorities established by this document express the policy decision of the Metropolitan Planning Organization (MPO) as to the order in which transportation improvements will be advanced during the program period. This document also fulfills Federal requirements in that the included projects are derived from the area's 2040 Long-Range Transportation Plan (LRTP) for inclusion in the program and addresses program requirements relating to the federal transportation law passed in 2005 titled Safe, Accountable, Flexible, and Efficient Transportation Equity Act: A Legacy for Users (SAFETEA-LU). A new transportation bill titled "Moving Ahead for Progress in the 21st Century Act (MAP-21)" was signed into law July, 2012.

Transportation Plan

The Metropolitan Planning Organization Board adopted under MPO Resolution #20-14, in October 23, 2014, the 2040 Miami-Dade LRTP. Projects from the area's adopted MPO 2035 LRTP have been included for advancement during this program period. The next major update of the LRTP to the year 2040 is due October, 2014. Major activities included are: support facilities for METRORAIL, express bus service, interstate highway projects, congestion management and non-motorized projects; express transit on managed lanes; arterial street improvements, aviation and seaport facilities, and additional bus transit and paratransit improvements, the construction of major intermodal facilities and the deployment of Intelligent Transportation System applications. The recommended improvement priorities of the adopted Long Range Transportation Plan provide the basis for preparing this document. The Plan presents the logical and systematically phased development of the area's transportation network and services to the year 2040. Transportation System Management (TSM) projects are proposed to be continued or expanded during Fiscal Years 2015/2016 through 2019/2020. The Miami-Dade Secondary Road Program and Road Impact Fee Program contain projects that are supportive of the areawide TSM effort. These included traffic flow improvements, provisions for preferential treatments of high occupancy vehicles where appropriate, improvements to intersection geometrics, lighting safety projects, and other related projects which provide for greater safety and better management of traffic flow and supportive of on-going transportation demand management activities. TSM projects are consistently included in the preparation of project-adopted proposals in keeping with the MPO's commitment to fully develop TSM as a policy and investment strategy to continually enhance the mobility of the urban population. The Year 2040 Transportation Plan stresses the achievement of long-standing and fundamental planning objectives. In addition to land-use considerations, the Plan addresses related issues involving the quality of the environment and the conservation of limited natural resources. These concerns are particularly important as revisions to the Comprehensive Development Master Plan (CDMP) are

Introduction

periodically considered. An extensive public participation process is conducted during all major stages of Plan preparation and adoption and also during periods when Plan revisions are formally considered.

Citizens review activities are coordinated by the Citizens Transportation Advisory Committee (CTAC), a body appointed by the MPO Board to provide formal input on all pertinent transportation issues.

Comprehensive Development Master Plan

The fiscal year 2016-2020 Transportation Improvement Program (TIP), as set forth in this document, is generally consistent with the Adopted Components of the Comprehensive Development Master Plan (CDMP) for Miami-Dade County, Florida, as amended through March 5th, 2014. The CDMP contains twelve Plan elements. The Transportation Element specifically provides for an integrated multimodal transportation system for the circulation of motorized and non-motorized traffic in Miami-Dade County. The goal of the Transportation Element is to develop and maintain an integrated multimodal transportation system to move people and goods in a manner consistent with overall Countywide land use and environmental protection goals, objectives and policies, and to provide a comprehensive approach to the transportation system needs of the County by addressing all modes of transportation – pedestrian and bicycles facilities, traffic circulation, mass transit, aviation and ports. The Transportation Element is divided into five subelements: Traffic Circulation, Mass Transit, Aviation, Port of Miami River, and PortMiami Sub elements. The Traffic Circulation Subelement addresses the needs of automobile traffic, bicyclists and pedestrians; the Mass Transit Subelement addresses the need to promote and expand the public mass transit system and to increase its role as a major component in the County's overall transportation system; the Aviation Subelement addresses the need for the expansion, development and redevelopment of the County's aviation facilities; and the Port of Miami River and PortMiami Subelements promote maritime business and traditional maritime related shoreline uses along the Miami River and PortMiami and their expansion needs. A key feature of the Traffic Circulation and Mass Transit Sub elements is the establishment of level-of-service standards to ensure that adequate facility capacity will be available to service new development and redevelopment in Miami-Dade County. The ability to maintain the level-of-service standards has become a primary determinant for addressing relative priority among the various transportation improvement needs.

The County is striving to provide roadway, transit, and pedestrian and bicycle improvements along congested corridors in order to develop a multimodal transportation network designed to include bus turnout bays, bus shelters, HOV lanes, pedestrian and bicycles facilities, and mass transit services.

One of the most significant and far reaching provisions of Florida's "Community Planning Act (2011)" is the requirement that all local comprehensive plans contain a Capital Improvement Element (CIE). The intent of this requirement is to make the comprehensive plan fiscally feasible and to provide a schedule of capital improvements which includes any publicly funded federal, state, or local government projects, and may also include privately funded projects for which the local government has no fiscal responsibility. Projects which are necessary to ensure that any adopted level-of-service standards are achieved and maintained (sec. 163.3180(1)(b), F.S.) for the 5-year period must be identified as either funded or unfunded and given a level of priority for funding (sec. 163.3177(3)(a), F.S.). For this reason, the

Introduction

highway capacity-type of improvements on the County highway system, and the transit, aviation and seaport projects, which are programmed in the TIP, are also included in the County's CDMP Capital Improvements Element's (CIE) 6-years capital improvements schedule.

Public Involvement/Public Hearing

Reasonable opportunity for public comment was provided in accordance with the requirements of 450.316(b)(1) and, in maintenance TMAs, an opportunity for at least one formal public meeting during the TIP development process. This public meeting may be combined with the public meeting required under 450.322 (c). The TIP process begins at the start of each fiscal year. A letter is sent to all municipalities, involved agencies and private parties informing them that the process is to begin, providing them with the tentative scheduling and soliciting their input. The Citizens Transportation Advisory Committee (CTAC) provides a forum for citizens to evaluate the recommendations developed through the MPO's transportation planning and programming process. One of the main responsibilities of the CTAC is to ensure that proposed transportation projects are responsive to the community's perceived needs and goals. The MPO provides adequate public notices for public hearings so as to allow community citizens the opportunity to approve documents such as the TIP. The proposed TIP is published and made readily available for review and comment. Similarly, the approved TIP is published and made readily available for information purposes. The functional responsibilities of participating agencies are needed to insure the continuing development and operation of urban transportation system facilities. CTAC review of the document will take place during the month of April/May 2015. The final public hearing for adoption will take place May or June, 2015.

Project Selection Criteria

The TIP is a subset of the LRTP. The Project selection criteria used for projects in the LRTP, that made them cost feasible in the LRTP is how those projects flow into the TIP.

The Miami-Dade 2040 Long Range Transportation Plan (LRTP) is the County's warehouse for transportation projects for the next 20-plus years. The TIP is the vehicle that carries these projects to the market and lists the projects, anticipated schedule, and project costs. The TIP is fiscally constrained and projects must undergo a series of evaluations and an opportunity for public comment.

The TIP is a changing document and may be amended through the addition, deletion, or change in projects to meet the changing priorities or to take advantage of special opportunities. Amendments to the TIP must undergo the same review and public scrutiny as the original TIP.

Transportation Enhancements Strategies

Section 133 of Title 23 of the United States Code authorizes the establishment of the Federal Surface Transportation Program (STP), which mandates that at least ten percent of STP funds shall be used only for "transportation enhancement" (TE) activities. Projects will be stratified into one of three categories, which include the following TE classifications:

Introduction

1. Bicycle and Pedestrian Projects

- a. Bicycle transportation projects
- b. Pedestrian walkways
- c. Preservation of abandoned railway corridors (including the conversion and use for pedestrian or bicycle trails)

2. Scenic and Environmental Projects

- a. Acquisition of scenic easements and scenic sites
- b. Scenic highway programs
- c. Landscaping and other scenic beautification
- d. Control and Removal of outdoor advertising
- e. Mitigation of water pollution due to runoff.

3. Historic Preservation and Archeology

- a. Historic highway programs
- b. Historic preservation
- c. Rehabilitation and operation of historic transportation buildings, structures, of facilities, including historic railroad facilities and canals
- d. Archaeological planning and research.

Efficient Energy Usage

In accordance with national and regional transportation development goals, urban energy usage efficiency is an important policy objective within Miami-Dade County's Transportation Improvement Program (TIP). The County is engaged in a continuing effort to promote efficient energy usage and sustainability practices.

Program Funding

The TIP categorizes all transportation improvements and identifies priorities, which establish multi-year fiscal programming. The biennial elements represent the list of projects, which are proposed for implementation during the first program phase and are viewed as the "Capital Improvements" budget for transportation facilities. This TIP document identifies all sources of funding which are known or are anticipated to be available during the program period. Program costs are consistent with current estimates of available revenue. Priorities in the program are identified by relative staging of projects for implementation during a particular year, consistent with funding availability and production constraints. Most Highway funding comes from gasoline taxes, motor vehicle fees, and other automobile-related "user fees". Major sources of existing and potential highway funding sources include: Federal Gas Tax, State Motor Fuel Tax, Local Option Gas Tax, Voter Gas Tax, Motor Vehicle Fees, Impact Fees and Tolls. Transit funding is derived from a host of Federal, State and local programs, including the ½ cent sales tax increase approved by voters on November 2002. For rail and bus projects, funding is mostly sought through Federal and State grants. Transit operating costs are supported largely through local revenue sources.

Summary of TIP projects

The projects in the FY 2016/2020 TIP have been grouped into major categories, with order of priority established within each category insofar as possible or applicable. The groupings are established primarily by virtue of funding source and implementing responsibility.

The thrust of Miami-Dade County's effort to enhance the mobility of the urban population, achieve a balanced transportation system, to meet energy conservation needs, to improve air quality, as well as to preserve or enhance the physical and social environment of the community, is evident when it is noted that approximately 15.2 % of the FY 2016-2020 program budget is devoted to public transit projects. It should be noted that Primary, Interstate and Turnpike categories combined constitute about 72.5% of the approximate \$7.67 billion in the FY 2016-2020 program budget.

Priorities

The 2035 Miami-Dade Transportation Plan - Long Range Element, recommended phasing for highway capacity improvements are classified into four priority categories:

Priority 1 - -Priority improvements to be constructed and opened to traffic by the year 2020. Includes those projects needed to respond to existing traffic problems. Funds for most of these improvements are already programmed in this Transportation Improvement Program.

Priority 2 - -Improvements where project development and funding efforts would take place between 2021 and 2025. This priority category includes projects required to respond to traffic problems projected for the year 2025 and shortly thereafter.

Priority 3 - -Improvements to be made between the year 2026 and 2030. In many cases, project development activities would need to commence in the 2021 and 2025 period, due to the amount of lead-time required to plan and implement a project. The priority category includes responding to problems that will emerge after the year 2020.

Priority 4 - -Improvements to be made in the latter part of the 25-year plan period (2031 to 2040). Includes projects responding to long-range travel needs and roadway improvements constructed through the county and the Sub-division process, which may be earlier than the 25-year period of the 2040 LRTP Plan.

Because of the uncertainties of funding availability and the time required to develop a detailed project, the specific time periods and dates indicated in the above priority listing should be considered only as guidelines for project implementation.

The LRTP Update to the Year 2040 was approved by MPO Governing Board at its October 23, 2014 meeting.


Introduction

Amendments

The annual element may be amended at anytime during the program year through the same procedures required for developing and adopting this original program. The amendment(s) may be for the purpose of deleting projects, adding projects, revising the funding of a project, or modifying the scope or limits of a project. Detailed information of the amendment process is available from the MPO Secretariat upon request.

THIS PAGE INTENTIONALLY LEFT BLANK

TRANSPORTATION IMPROVEMENT PROGRAM (TIP)



Fund Source Legend and Abbreviations



THIS PAGE INTENTIONALLY LEFT BLANK

FUND SOURCE LEGEND

CODE	NAME	FUND TYPE (FEDERAL, STATE & LOCAL)
ACBR	ADVANCE CONSTRUCTION (BRT)	FEDERAL (PARTICIPATION % VARIES)
ACCM	ADVANCE CONSTRUCTION (CM)	FEDERAL (PARTICIPATION % VARIES)
ACEN	ADVANCE CONSTRUCTION (EBNH)	FEDERAL (PARTICIPATION % VARIES)
ACIM	ADVANCE CONSTRUCTION (IM)	FEDERAL (PARTICIPATION % VARIES)
ACNH	ADVANCE CONSTRUCTION (NH)	FEDERAL (PARTICIPATION % VARIES)
ACNP	ADVANCE CONSTRUCTION (NHPP)	FEDERAL (PARTICIPATION % VARIES)
ACSA	ADVANCE CONSTRUCTION (SA)	FEDERAL (PARTICIPATION % VARIES)
ACSB	ADVANCE CONSTRUCTION (SABR/STP BRIDGES)	FEDERAL (PARTICIPATION % VARIES)
ACSU	ADVANCE CONSTRUCTION (SU)	FEDERAL (PARTICIPATION % VARIES)
BNBR	AMENDMENT 4 BONDS (BRIDGES)	STATE
BNCA	BOND - CONTROLLED ACCESS	STATE
BNDS	BOND - STATE	STATE
BNIR	INTRASTATE R/W & BRIDGE BONDS	STATE
BRAC	BRT (AC/REGULAR)	FEDERAL (PARTICIPATION % VARIES)
BRP	STATE BRIDGE REPLACEMENT	STATE
BRRP	STATE BRIDGE REPAIR & REHAB.	STATE
BRT	FED BRIDGE REPL - ON SYSTEM	FEDERAL (PARTICIPATION % VARIES)
BRTD	FED BRIDGE REPL--DISCRETIONARY	FEDERAL (PARTICIPATION % VARIES)
BRTZ	FED BRIDGE REPL - OFF SYSTEM	FEDERAL (PARTICIPATION % VARIES)

FUND SOURCE LEGEND

CODE	NAME	FUND TYPE (FEDERAL, STATE & LOCAL)
BZAC	BRTZ (AC/REGULAR)	FEDERAL (PARTICIPATION % VARIES)
CIGP	COUNTY INCENTIVE GRANT PROGRAM	STATE
CM	CONGESTION MITIGATION - AQ	FEDERAL (PARTICIPATION % VARIES)
COE	CORP OF ENGINEERS (NON-BUDGET)	FEDERAL (NON-FHWA/PARTICIPATION % VARIES)
D	UNRESTRICTED STATE PRIMARY	STATE
DDR	DISTRICT DEDICATED REVENUE	STATE
DI	ST. - S/W INTER/INTRASTATE HWY	STATE
DIH	STATE IN-HOUSE PRODUCT SUPPORT	STATE
DIRS	ADV ACQ OF INTRASTATE CORR.	STATE
DIS	STRATEGIC INTERMODAL SYSTEM	STATE
DITS	STATEWIDE ITS - STATE 100%.	STATE
DPTO	STATE - PTO	STATE
DS	STATE PRIMARY HIGHWAYS & PTO	STATE
DSB4	MIAMI-DADE EXPRESSWAY AUTH.	STATE
DSBD	I-95 EXPRESS LANES	STATE
DU	STATE PRIMARY/FEDERAL REIMB	FEDERAL (NON-FHWA/PARTICIPATION % VARIES)
EB	EQUITY BONUS	FEDERAL (PARTICIPATION % VARIES)
EBBP	EQUITY BONUS SUPPLEMENTING BDG	FEDERAL (PARTICIPATION % VARIES)
EBNH	EQUITY BONUS SUPPLEMENTING NH	FEDERAL (PARTICIPATION % VARIES)

FUND SOURCE LEGEND

CODE	NAME	FUND TYPE (FEDERAL, STATE & LOCAL)
FD21	FDM-DODGE ISLAND TUNNEL	FEDERAL (PARTICIPATION % VARIES)
FEDR	FEDERAL RESEARCH ACTIVITIES	FEDERAL (NON-FHWA/PARTICIPATION % VARIES)
FSF1	FED STIMULUS, S/W MANAGED	FEDERAL (PARTICIPATION % VARIES)
FTA	FEDERAL TRANSIT ADMINISTRATION	FEDERAL (NON-FHWA/PARTICIPATION % VARIES)
FTAT	FHWA TRANSFER TO FTA (NON-BUD)	FEDERAL (PARTICIPATION % VARIES)
GMR	GROWTH MANAGEMENT FOR SIS	STATE
GR08	GEN REV PROJECTS FOR 2008 GAA	STATE
HP	FEDERAL HIGHWAY PLANNING	FEDERAL (PARTICIPATION % VARIES)
HPP	HIGH PRIORITY PROJECTS	FEDERAL (PARTICIPATION % VARIES)
HSP	SAFETY (HIWAY SAFETY PROGRAM)	FEDERAL (PARTICIPATION % VARIES)
IM	INTERSTATE MAINTENANCE	FEDERAL (PARTICIPATION % VARIES)
IMD	INTERSTATE MAINTENANCE DISCRET	FEDERAL (PARTICIPATION % VARIES)
LF	LOCAL FUNDS	LOCAL
LFF	LOCAL FUND - FOR MATCHING F/A	LOCAL
LFNE	LOCAL FUNDS NOT IN ESCROW	LOCAL
LFR	LOCAL FUNDS/REIMBURSIBLE	LOCAL
LFU	LOCAL FUNDS_FOR UNFORSEEN WORK	LOCAL
NHAC	NH (AC/REGULAR)	FEDERAL (PARTICIPATION % VARIES)
NHBR	NATIONAL HIGWAYS BRIDGES	FEDERAL (PARTICIPATION % VARIES)

FUND SOURCE LEGEND


CODE	NAME	FUND TYPE (FEDERAL, STATE & LOCAL)
NHRE	NAT HWY PERFORM - RESURFACING	FEDERAL (PARTICIPATION % VARIES)
NHTS	NATIONAL HWY TRAFFIC SAFETY	FEDERAL (NON-FHWA/PARTICIPATION % VARIES)
PKED	2012 SB1998-TURNPIKE FEEDER RD	STATE
PKYI	TURNPIKE IMPROVEMENT	STATE
PKYR	TURNPIKE RENEWAL & REPLACEMENT	STATE
PKM1	TURNPIKE TOLL MAINTENANCE	STATE
PKBD	TURNPIKE MASTER BOND FUND	STATE
PL	METRO PLAN (85% FA; 15% OTHER)	FEDERAL (PARTICIPATION % VARIES)
PLHD	PUBLIC LANDS HIGHWAY DISCR	FEDERAL (PARTICIPATION % VARIES)
POED	2012 SB1998-SEAPORT INVESTMENT	STATE
PORB	PORT FUNDS RETURNED FROM BONDS	STATE
PORT	SEAPORTS	STATE
RED	REDISTR. OF FA (SEC 1102F)	FEDERAL (PARTICIPATION % VARIES)
RHH	RAIL HIGHWAY X-INGS - HAZARD	FEDERAL (PARTICIPATION % VARIES)
RHP	RAIL HIGHWAY X-INGS - PROT DEV	FEDERAL (PARTICIPATION % VARIES)
SA	STP, ANY AREA	FEDERAL (PARTICIPATION % VARIES)
SE	STP, ENHANCEMENT	FEDERAL (PARTICIPATION % VARIES)
SIB1	STATE INFRASTRUCTURE BANK	STATE
SIBG	SIB GROWTH MANAGEMENT	STATE

FUND SOURCE LEGEND

CODE	NAME	FUND TYPE (FEDERAL, STATE & LOCAL)
SL	STP, AREAS <= 200K	FEDERAL (PARTICIPATION % VARIES)
SN	STP, MANDATORY NON-URBAN <= 5K	FEDERAL (PARTICIPATION % VARIES)
SR2E	SAFE ROUTES - EITHER	FEDERAL (PARTICIPATION % VARIES)
SR2N	SAFE ROUTES NON-INFRASTRUCTURE	FEDERAL (PARTICIPATION % VARIES)
SR2S	SAFE ROUTES - INFRASTRUCTURE	FEDERAL (PARTICIPATION % VARIES)
SS	STP, SAFETY	FEDERAL (PARTICIPATION % VARIES)
STED	2012 SB1998-STRATEGIC ECON COR	STATE
SU	STP, URBAN AREAS > 200K	FEDERAL (PARTICIPATION % VARIES)
TALT	TRANSPORTATION ALTS- ANY AREA	FEDERAL (PARTICIPATION % VARIES)
TALU	TRANSPORTATION ALTS- >200K	FEDERAL (PARTICIPATION % VARIES)
TCSP	TRANS, COMMUNITY & SYSTEM PRES	FEDERAL (PARTICIPATION % VARIES)
TIFI	TRANS INFRAST FIN & INNOV ACT	FEDERAL (NON-FHWA/PARTICIPATION % VARIES)
TIF2	TIFIA LOAN - RENTAL CAR FACILITY	FEDERAL (NON-FHWA/PARTICIPATION % VARIES)
TIMP	TRANSPORTATION IMPROVEMENTS	FEDERAL (PARTICIPATION % VARIES)
TMBD	I-95 EXPRESS LANES	STATE
TOBD	I-95 EXPRESS LANES	STATE
TRIP	TRANS REGIONAL INCENTIVE PROGM	STATE
VPPP	VALUE PRICING PILOT PROGRAM	FEDERAL (PARTICIPATION % VARIES)

THIS PAGE INTENTIONALLY LEFT BLANK

TRANSPORTATION IMPROVEMENT PROGRAM (TIP)



Work Phase Description Legend



THIS PAGE INTENTIONALLY LEFT BLANK


WORK PROGRAM DESCRIPTION LEGEND

ABBREVIATION	NAME
ADM	ADMINISTRATION
BR	BRIDGE
CAP	CAPITAL
CEI	CONSTRUCTION ENGINEERING INSPECTION
CST	CONSTRUCTION AND CONSTRUCTION ENGINEERING INSPECTION
DSB	DESIGN/BUILD
ENV	ENVIRONMENTAL
INC	ALTERNATIVE CONTRACTING INCENTIVES
LAR	LOCAL ADVANCE REIMBURSEMENT
MNT	MAINTENANCE
MSC	MISCELLANEOUS GRANT
OPS	OPERATIONS
PD	PRELIMINARY DESIGN
PDE	PROJECT DEVELOPMENT AND ENVIRONMENTAL

WORK PROGRAM DESCRIPTION LEGEND

ABBREVIATION	NAME
PE	PLANNING AND DESIGN
PE/CST	PLANNING, ENGINEERING & CONSTRUCTION
PLN	PLANNING
R/R	RAILROAD
ROW	RIGHT OF WAY
R/W	RIGHT OF WAY
RRU	RAILROAD & UTILITIES

TRANSPORTATION IMPROVEMENT PROGRAM (TIP)



Bicycle Accommodations Legend




THIS PAGE INTENTIONALLY LEFT BLANK

BICYCLE ACCOMODATIONS LEGEND

CODE	NAME
Bike Lane	A bike lane is a portion of a roadway that is designated by signs and markings for preferential use by bicyclists.
Paved Shoulder	A paved shoulder is a portion of a roadway that has been delineated by edge line striping and may include bicycle lane pavement markings or signing.
Wide Curb Lane	A wide curb lane is a through lane that provides a minimum of 14 feet in width.
Other	<p>Could include:</p> <ul style="list-style-type: none">a. Multi-use path: a paved path that is physically separated from the road and is designed to accommodate two-way bicycle and pedestrian traffic. Sidewalks do not meet the width and operational criteria for multi-use paths.b. Shared Lane Marking: the shared lane marking is not a bicycle facility. It is an optional pavement marking for shared lane roadways where no bicycle lane or paved shoulder exists or is feasible.
To Be Determined	The type of bicycle facility to be included in the project has not yet been determined.

THIS PAGE INTENTIONALLY LEFT BLANK

TRANSPORTATION IMPROVEMENT PROGRAM (TIP)




PART ONE: 4-YEAR FEDERAL FUNDED PROJECT LISTING



THIS PAGE INTENTIONALLY LEFT BLANK

TRANSPORTATION IMPROVEMENT PROGRAM (TIP)



PART ONE: 4-YEAR FEDERAL FUNDED PROJECT LISTING Purpose, Contents, Project Selection and Concluding Statements



THIS PAGE INTENTIONALLY LEFT BLANK



Fiscal Years 2015/2016 - 2019/2020 Transportation Improvement Program

4- YEAR FEDERALLY FUNDED PROJECTS

Purpose of this Section

A new transportation bill titled “Moving Ahead for Progress in the 21st Century Act (MAP-21)” was signed into law July, 2012. MAP-21 creates a streamlined, performance-based, and multimodal program to address the many challenges facing the U.S. transportation system. These challenges include improving safety, maintaining infrastructure condition, reducing traffic congestion, improving efficiency of the system and freight movement, protecting the environment, and reducing delays in project delivery.

The intention of this section of Miami-Dade County's FY 2016/2020 TIP is to illustrate how the MPO's priorities are to be funded, by Federal funding category, and by fiscal year. Specifically, this section addresses the requirements for TIP development as cited in Title 23 USC Section 134 (subsections (h)2 and (i) 4).

Contents of this Section

This section contains the project listings by major funding category. Projects are identified by Work Program Item Numbers and show the corresponding project description, type of work and funding for each of the first four (4) years of the TIP.

TIP Project Selection Process

As a part of the TIP development process, project proposals are solicited from the various transportation planning agencies, including FDOT, Miami-Dade Expressway Authority, as well as from Miami-Dade County municipalities. The TIP Development Committee evaluates these proposals and reviews them for their effectiveness and consistency with the Long Range Transportation Plan. The Committee then prioritizes them according to regional and local transportation needs and recommends a prioritized list to the Transportation Planning Council (TPC) of the MPO.

All projects receiving a favorable review by the TIP Committee and TPC are included in the TIP. The Committee then reviews and prioritizes the projects for Urban STP, Transportation Enhancements and reviews other STP-funded projects. The Committee also works with FDOT on NHS and Interstate projects. The MPO Board approves the TIP based upon the recommendations of the TIP Committee and the TPC.


Amendments to the TIP are permitted throughout the program cycle. New project proposals are accompanied by appropriate justification for inclusion in the TIP and are reviewed for consistency with the Long Range Plan.

Concluding Statements

- This section is presented in order to fulfill federal requirements as noted in Section 134 of Title 23, United States Code (ISTEA).
- Only major categories of federal funds are highlighted in this section.
- Only the first four years of the TIP (FY 2015/2016, 2016/2017, 2017/2018 and 2018/2019) are included in this section.
- The projects shown in this section are consistent with the FDOT District VI Adopted Work Program.
- Federal funds can reasonably be expected to be made available for all projects included in this section.
- All information contained in this section is consistent with the adopted TIP attached hereto.
- The MPO develops project priorities on applicable funding categories in consultation with the FDOT. FDOT develops project priorities on the NHS and Interstate System in cooperation with the MPO.

Federal Obligations for FDOT District 6 Highway, Planning, Transit, and Miscellaneous projects are identified in the following link:
<http://miamidadempopo.org/library/reports/outreach/fiscal-year-2014-federal-obligations-for-fdot-district-6.pdf>.

TRANSPORTATION IMPROVEMENT PROGRAM (TIP)



PART ONE: 4-YEAR FEDERAL FUNDED PROJECT LISTING

4-Year Federally Funded Project Listing



THIS PAGE INTENTIONALLY LEFT BLANK

MIAMI-DADE METROPOLITAN PLANNING ORGANIZATION
TRANSPORTATION IMPROVEMENT PROGRAM
FEDERALLY-FUNDED PROJECTS

FLP: MULTIMODAL FACILITY

MPO Project Num.	Facility/Project Name	County	Type of Work							Federal Funding Components				5-Yr Page Ref
Agency Project Num.	From / Location	To / Location	Old Item	Roadway ID	Length (miles)	Begin Point	End Point	Lanes						
								Exist	Improv	Add'l				

TA2516846	GOLDEN GLADES MULTI- MODAL TERMINAL	MIAMI-DADE	INTERMODAL HUB CAPACITY							Activity /Phase	Funding Source	Proposed Funding (\$000s)				A18-3
2516846				.000								2015 - 2016	2016 - 2017	2017 - 2018	2018 - 2019	

PRELIMINARY ENGINEERING	SU	0	500	0	0
DESIGN BUILD	SU	0	25,917	2,702	0

Yearly Total	0	26,417	2,702	0
4 Year Total			29,119	

MIAMI-DADE METROPOLITAN PLANNING ORGANIZATION
TRANSPORTATION IMPROVEMENT PROGRAM
FEDERALLY-FUNDED PROJECTS

FLP: RAIL

MPO Project Num.	Facility/Project Name	County	Type of Work							Federal Funding Components				5-Yr Page Ref
Agency Project Num.	From / Location	To / Location	Old Item	Roadway ID	Length (miles)	Begin Point	End Point	Lanes						
								Exist	Improv	Add'l				

TR4364691	QUIET ZONE/SAFETY IMPROVEMENTS FEC CROSSINGS, MIAMI-DADE COUNTYWIDE		MIAMI-DADE	RAIL SAFETY PROJECT						Activity /Phase	Funding Source	Proposed Funding (\$000s)				A1-60
4364691					.000							2015 - 2016	2016 - 2017	2017 - 2018	2018 - 2019	

RAILROAD & UTILITIES	SU	1,500	0	0	0
----------------------	----	-------	---	---	---

Yearly Total	1,500	0	0	0
4 Year Total			1,500	

MIAMI-DADE METROPOLITAN PLANNING ORGANIZATION
TRANSPORTATION IMPROVEMENT PROGRAM
FEDERALLY-FUNDED PROJECTS

FLP: TRANSIT

MPO Project Num.	Facility/Project Name	County	Type of Work							Federal Funding Components					5-Yr Page Ref		
Agency Project Num.	From / Location	To / Location	Old Item	Roadway ID	Length (miles)	Begin Point	End Point	Lanes			Activity /Phase	Funding Source	Proposed Funding (\$000s)				A1-69
								Exist	Improv	Add'l			2015 - 2016	2016 - 2017	2017 - 2018	2018 - 2019	
TA4051334	MDT - FTA SEC 5307 METRORAIL & METROMOVER GUIDEWAY BRIDGE		MIAMI-DADE	FIXED GUIDEWAY IMPROVEMENTS													
4051334					.000	0	0	0	0	0							
							CAPITAL				SU	1,000	1,000	1,000	1,000		
TA4145362	SOUTH FLA VANPOOL MIAMI-DADE COUNTY MPO MARKETING		MIAMI-DADE	COMMUTER TRANS. ASSISTANCE							Activity /Phase	Funding Source	Proposed Funding (\$000s)				A1-71
4145362					.000	0	0	0	0	0			2015 - 2016	2016 - 2017	2017 - 2018	2018 - 2019	
							OPERATIONS				SU	75	75	75	50		
TA4162223	SOUTH FL VANPOOL - FTA 5307 & STATE TRANSIT BLOCK GRANT FROM MDT		DIST/ST-WIDE	COMMUTER TRANS. ASSISTANCE							Activity /Phase	Funding Source	Proposed Funding (\$000s)				A11-11
4162223					.000	0	0	0	0	0			2015 - 2016	2016 - 2017	2017 - 2018	2018 - 2019	
							CAPITAL				FTA	1,710	1,710	1,710	0		
TA4204522	SOUTH FLA COMMUTER SERVICES IN MIAMI-DADE COUNTY - TDM OUTREACH		MIAMI-DADE	COMMUTER TRANS. ASSISTANCE							Activity /Phase	Funding Source	Proposed Funding (\$000s)				A1-80
4204522					.000	0	0	0	0	0			2015 - 2016	2016 - 2017	2017 - 2018	2018 - 2019	
							PLANNING				SU	0	0	0	500		
TA4222393	SOUTH FLA COMMUTER SERVICES IN MIAMI-DADE COUNTY - OPERATIONS		MIAMI-DADE	COMMUTER TRANS. ASSISTANCE							Activity /Phase	Funding Source	Proposed Funding (\$000s)				A1-89
4222393					.000	0	0	0	0	0			2015 - 2016	2016 - 2017	2017 - 2018	2018 - 2019	
							PLANNING				CM	62	36	36	24		

MIAMI-DADE METROPOLITAN PLANNING ORGANIZATION
TRANSPORTATION IMPROVEMENT PROGRAM
FEDERALLY-FUNDED PROJECTS

FLP: TRANSIT

MPO Project Num.	Facility/Project Name	County	Type of Work							Federal Funding Components				5-Yr Page Ref
Agency Project Num.	From / Location	To / Location	Old Item	Roadway ID	Length (miles)	Begin Point	End Point	Lanes						
								Exist	Improv	Add'l				

TA4222422	SOUTH FLA COMMUTER SERVICES IN MIAMI-DADE COUNTY - MARKETING	MIAMI-DADE	COMMUTER TRANS. ASSISTANCE							Activity /Phase	Funding Source	Proposed Funding (\$000s)				A1-90
4222422				.000	0	0	0	0	0			2015 - 2016	2016 - 2017	2017 - 2018	2018 - 2019	
										PLANNING	SU	900	850	850	850	

TA4289781	MIAMI-DADE CO - MPO FTA SECTION 5303 METRO PLANNING	MIAMI-DADE	PTO STUDIES							Activity /Phase	Funding Source	Proposed Funding (\$000s)				A1-99
4289781				.000	0	0	0	0	0			2015 - 2016	2016 - 2017	2017 - 2018	2018 - 2019	
										PLANNING	DU	1,228	0	0	0	

TA4289821	MDT - FTA SECTION 5307 FEDERAL FORMULA FUNDING	MIAMI-DADE	CAPITAL FOR FIXED ROUTE							Activity /Phase	Funding Source	Proposed Funding (\$000s)				A1-100
4289821				.000	0	0	0	0	0			2015 - 2016	2016 - 2017	2017 - 2018	2018 - 2019	
										CAPITAL	FTA	55,000	0	0	0	

TA4289822	MDT - FTA SECTION 5307 FEDERAL FORMULA FUNDING	MIAMI-DADE	CAPITAL FOR FIXED ROUTE							Activity /Phase	Funding Source	Proposed Funding (\$000s)				A1-101
4289822				.000	0	0	0	0	0			2015 - 2016	2016 - 2017	2017 - 2018	2018 - 2019	
										CAPITAL	FTA	0	55,000	0	0	

TA4309521	MIAMI-DADE CO MPO FTA SECTION 5303 METRO PLANNING	MIAMI-DADE	PTO STUDIES							Activity /Phase	Funding Source	Proposed Funding (\$000s)				A1-102
4309521				.000	0	0	0	0	0			2015 - 2016	2016 - 2017	2017 - 2018	2018 - 2019	
										PLANNING	DU	0	1,228	0	0	

MIAMI-DADE METROPOLITAN PLANNING ORGANIZATION
TRANSPORTATION IMPROVEMENT PROGRAM
FEDERALLY-FUNDED PROJECTS

FLP: TRANSIT

MPO Project Num.	Facility/Project Name	County	Type of Work							Federal Funding Components				5-Yr Page Ref
Agency Project Num.	From / Location	To / Location	Old Item	Roadway ID	Length (miles)	Begin Point	End Point	Lanes						
								Exist	Improv	Add'l				

TA4310774	MDT - SR 836 EBS PANTHER STATION	MIAMI-DADE	Transit Center							Activity /Phase	Funding Source	Proposed Funding (\$000s)				A11-14
4310774	AT FIU (SEC 5307)			.000	0	0	0	0	0			2015 - 2016	2016 - 2017	2017 - 2018	2018 - 2019	
CAPITAL											CM	1,571	1,570	1,570	0	

TA4329391	MIAMI-DADE CO MPO FTA SECTION 5303 METRO PLANNING	MIAMI-DADE	PTO STUDIES							Activity /Phase	Funding Source	Proposed Funding (\$000s)				A1-111
4329391				.000	0	0	0	0	0			2015 - 2016	2016 - 2017	2017 - 2018	2018 - 2019	
PLANNING											DU	0	0	1,265	0	

TA4329651	MDT - FTA SECTION 5307 FEDERAL FORMULA FUNDING	MIAMI-DADE	CAPITAL FOR FIXED ROUTE							Activity /Phase	Funding Source	Proposed Funding (\$000s)				A1-112
4329651				.000	0	0	0	0	0			2015 - 2016	2016 - 2017	2017 - 2018	2018 - 2019	
CAPITAL											FTA	0	0	55,000	0	

TA4348971	MIAMI-DADE CO - MPO FTA SECTION 5305(D) METRO PLANNING	MIAMI-DADE	PTO STUDIES							Activity /Phase	Funding Source	Proposed Funding (\$000s)				A1-115
4348971				.000	0	0	0	0	0			2015 - 2016	2016 - 2017	2017 - 2018	2018 - 2019	
PLANNING											DU	0	0	0	1,265	

TA4349751	MDT - FTA SECTION 5307 FEDERAL FORMULA FUNDING	MIAMI-DADE	CAPITAL FOR FIXED ROUTE							Activity /Phase	Funding Source	Proposed Funding (\$000s)				A1-116
4349751				.000	0	0	0	0	0			2015 - 2016	2016 - 2017	2017 - 2018	2018 - 2019	
CAPITAL											FTA	0	0	0	55,000	

MIAMI-DADE METROPOLITAN PLANNING ORGANIZATION
TRANSPORTATION IMPROVEMENT PROGRAM
FEDERALLY-FUNDED PROJECTS

FLP: TRANSIT

MPO Project Num.	Facility/Project Name	County	Type of Work							Federal Funding Components				5-Yr Page Ref
Agency Project Num.	From / Location	To / Location	Old Item	Roadway ID	Length (miles)	Begin Point	End Point	Lanes						
								Exist	Improv	Add'l				

TA4349771	MDT - FTA SECTION 5337 FEDERAL FORMULA FUNDING STATE OF GOOD REPAIR	MIAMI-DADE	CAPITAL FOR FIXED ROUTE							Activity /Phase	Funding Source	Proposed Funding (\$000s)				A1-117
4349771				.000	0	0	0	0	0			2015 - 2016	2016 - 2017	2017 - 2018	2018 - 2019	
										CAPITAL	FTA	24,000	0	0	0	

TA4349791	MDT - FTA SECTION 5337 FEDERAL FORMULA FUNDING STATE OF GOOD REPAIR	MIAMI-DADE	CAPITAL FOR FIXED ROUTE							Activity /Phase	Funding Source	Proposed Funding (\$000s)				A1-118
4349791				.000	0	0	0	0	0			2015 - 2016	2016 - 2017	2017 - 2018	2018 - 2019	
										CAPITAL	FTA	0	24,000	0	0	

TA4349801	MDT - FTA SECTION 5337 FEDERAL FORMULA FUNDING STATE OF GOOD REPAIR	MIAMI-DADE	CAPITAL FOR FIXED ROUTE							Activity /Phase	Funding Source	Proposed Funding (\$000s)				A1-119
4349801				.000	0	0	0	0	0			2015 - 2016	2016 - 2017	2017 - 2018	2018 - 2019	
										CAPITAL	FTA	0	0	24,000	0	

TA4349811	MDT - FTA SECTION 5337 FEDERAL FORMULA FUNDING STATE OF GOOD REPAIR	MIAMI-DADE	CAPITAL FOR FIXED ROUTE							Activity /Phase	Funding Source	Proposed Funding (\$000s)				A1-120
4349811				.000	0	0	0	0	0			2015 - 2016	2016 - 2017	2017 - 2018	2018 - 2019	
										CAPITAL	FTA	0	0	0	24,000	

TA4368821	MDT - FTA SECTION 5339 BUS AND BUS FACILITIES	MIAMI-DADE	CAPITAL FOR FIXED ROUTE							Activity /Phase	Funding Source	Proposed Funding (\$000s)				A11-18
4368821				.000								2015 - 2016	2016 - 2017	2017 - 2018	2018 - 2019	
										CAPITAL	FTA	6,000	6,000	6,000	6,000	

MIAMI-DADE METROPOLITAN PLANNING ORGANIZATION
TRANSPORTATION IMPROVEMENT PROGRAM
FEDERALLY-FUNDED PROJECTS

FLP: TRANSIT

MPO Project Num.	Facility/Project Name		County	Type of Work						Federal Funding Components				5-Yr Page Ref
Agency Project Num.	From / Location	To / Location	Old Item	Roadway ID	Length (miles)	Begin Point	End Point	Lanes						
								Exist	Improv	Add'l				

Yearly Total	91,546	91,469	91,506	88,689
4 Year Total			363,210	

MIAMI-DADE METROPOLITAN PLANNING ORGANIZATION
TRANSPORTATION IMPROVEMENT PROGRAM
FEDERALLY-FUNDED PROJECTS

HIGHWAYS

MPO Project Num.	Facility/Project Name	County	Type of Work							Federal Funding Components				5-Yr Page Ref
Agency Project Num.	From / Location	To / Location	Old Item	Roadway ID	Length (miles)	Begin Point	End Point	Lanes						
								Exist	Improv	Add'l				

DT2496143	SR 997/KROME AVENUE		MIAMI-DADE	ADD LANES & RECONSTRUCT						Activity /Phase	Funding Source	Proposed Funding (\$000s)				A1-144
2496143	FROM SR 94/KENDALL DR	TO 1 MI N OF SW 8TH ST		87150000	6.567	17.333	22.43	2	2	2		2015 - 2016	2016 - 2017	2017 - 2018	2018 - 2019	
										CONTRACT INCENTIVES	SU	0	0	1,475	0	
										CONSTRUCTION	ACSA	96	0	0	0	

DT2496147	SR 997/KROME AVENUE		MIAMI-DADE	ADD LANES & RECONSTRUCT						Activity /Phase	Funding Source	Proposed Funding (\$000s)				A18-7
2496147	FROM S. OF SW 136TH ST.	TO S. OF SR 94/KENDALL DR.		87150000	3.544	13.789	17.333	2	2	2		2015 - 2016	2016 - 2017	2017 - 2018	2018 - 2019	
										ENVIRONMENTAL	ACNP	100	0	0	0	
										CONTRACT INCENTIVES	SA	0	0	0	1,000	
										CONSTRUCTION	SN	1,038	0	0	0	
										RAILROAD & UTILITIES	ACNP	800	0	0	0	
										CONSTRUCTION	ACNP	47,880	0	0	0	

DT2496152	SR 997/KROME AVENUE		MIAMI-DADE	ADD LANES & RECONSTRUCT						Activity /Phase	Funding Source	Proposed Funding (\$000s)				A1-151
2496152	FROM NORTH OF SW 8 ST.	TO MP 2.754		87070000	2.097	0.657	2.754	2	2	2		2015 - 2016	2016 - 2017	2017 - 2018	2018 - 2019	
										CONSTRUCTION	ACNP	2,100	0	0	0	

DT2496155	SR 997/KROME AVENUE		MIAMI-DADE	ADD LANES & RECONSTRUCT						Activity /Phase	Funding Source	Proposed Funding (\$000s)				A18-7
2496155	FROM MP 10.935	TO 14.032/SOUTH OF OKEECHOBEE ROAD		87070000	3.097	10.935	14.032	2	2	2		2015 - 2016	2016 - 2017	2017 - 2018	2018 - 2019	
										CONSTRUCTION	ACNP	27,349	0	0	0	

MIAMI-DADE METROPOLITAN PLANNING ORGANIZATION
TRANSPORTATION IMPROVEMENT PROGRAM
FEDERALLY-FUNDED PROJECTS

HIGHWAYS

MPO Project Num.	Facility/Project Name	County	Type of Work							Federal Funding Components				5-Yr Page Ref
Agency Project Num.	From / Location	To / Location	Old Item	Roadway ID	Length (miles)	Begin Point	End Point	Lanes						
								Exist	Improv	Add'l				

DT2496156	SR 997/KROME AVENUE		MIAMI-DADE	ADD LANES & RECONSTRUCT						Activity /Phase	Funding Source	Proposed Funding (\$000s)				A1-155
2496156	FROM MP 2.754	TO MP 5.122		87070000	2.368	2.754	5.122	2	2	2		2015 - 2016	2016 - 2017	2017 - 2018	2018 - 2019	
										CONSTRUCTION	ACNP	41	0	0	0	
										CONSTRUCTION	ACNP	1,849	0	0	0	

DT2496157	SR 997/KROME AVENUE		MIAMI-DADE	ADD LANES & RECONSTRUCT						Activity /Phase	Funding Source	Proposed Funding (\$000s)				A1-156
2496157	FROM MP 5.122	TO MP 8.151		87070000	3.029	5.122	8.151	2	2	2		2015 - 2016	2016 - 2017	2017 - 2018	2018 - 2019	
										CONSTRUCTION	ACNP	2,559	0	0	0	

DT2496158	SR 997/KROME AVENUE		MIAMI-DADE	ADD LANES & RECONSTRUCT						Activity /Phase	Funding Source	Proposed Funding (\$000s)				A1-157
2496158	FROM MP 8.151	TO MP 10.935		87070000	2.784	8.151	10.935	2	2	2		2015 - 2016	2016 - 2017	2017 - 2018	2018 - 2019	
										CONSTRUCTION	ACNP	55	0	0	0	

DT2499414	SR 823/NW 57 AVENUE		MIAMI-DADE	ADD LANES & RECONSTRUCT						Activity /Phase	Funding Source	Proposed Funding (\$000s)				A1-186
2499414	FROM W 65 STREET	TO W 84TH STREET		87002000	.857	3.543	4.4	4	4	2		2015 - 2016	2016 - 2017	2017 - 2018	2018 - 2019	
										CONTRACT INCENTIVES	SA	0	840	0	0	

DT2499416	SR 823/NW 57 AVENUE		MIAMI-DADE	ADD LANES & RECONSTRUCT						Activity /Phase	Funding Source	Proposed Funding (\$000s)				A1-189
2499416	FROM W 53 STREET	TO W 65 STREET		87002000	.711	2.832	3.543	4	4	2		2015 - 2016	2016 - 2017	2017 - 2018	2018 - 2019	
										CONTRACT INCENTIVES	SA	0	800	0	0	

MIAMI-DADE METROPOLITAN PLANNING ORGANIZATION
TRANSPORTATION IMPROVEMENT PROGRAM
FEDERALLY-FUNDED PROJECTS

HIGHWAYS

MPO Project Num.	Facility/Project Name	County	Type of Work							Federal Funding Components				5-Yr Page Ref
Agency Project Num.	From / Location	To / Location	Old Item	Roadway ID	Length (miles)	Begin Point	End Point	Lanes						
								Exist	Improv	Add'l				

DT2506541	DISTRICTWIDE COMMUNITY SAFETY	DIST/ST-WIDE	SAFETY PROJECT							Activity /Phase	Funding Source	Proposed Funding (\$000s)				A1-244
2506541				.000	0	0	0	0	0			2015 - 2016	2016 - 2017	2017 - 2018	2018 - 2019	
PRELIMINARY ENGINEERING											NHTS	50	50	50	50	

DT2512657	BISCAYNE TRAIL SEG D	MIAMI-DADE	BIKE PATH/TRAIL							Activity /Phase	Funding Source	Proposed Funding (\$000s)				A1-286
2512657	FROM SW 328 ST/SW 137 AVE TO HOMESTEAD BAYFRONT PARK			.000	0	0	0	0	0			2015 - 2016	2016 - 2017	2017 - 2018	2018 - 2019	
CONSTRUCTION											SA	0	5	0	0	
CONSTRUCTION											TALT	0	253	0	0	
CONSTRUCTION											TALU	0	1,592	0	0	

DT2512715	MIDDLE BEACH REC-PH1	MIAMI-DADE	BIKE PATH/TRAIL							Activity /Phase	Funding Source	Proposed Funding (\$000s)				A1-288
2512715	FROM 47 ST TO 53 ST INCLG BEACH VIEW PARK AT 53 S			.000	0	0	0	0	0			2015 - 2016	2016 - 2017	2017 - 2018	2018 - 2019	
CONSTRUCTION											SA	0	5	0	0	
CONSTRUCTION											TALU	0	1,000	0	0	

DT2512716	NORTH BEACH CORRIDOR -VARIOUS BIKE PATH LINKS, ADA ACCESS, SIDEWALK	MIAMI-DADE	BIKE PATH/TRAIL							Activity /Phase	Funding Source	Proposed Funding (\$000s)				A1-289
2512716				.000	0	0	0	0	0			2015 - 2016	2016 - 2017	2017 - 2018	2018 - 2019	
CONSTRUCTION											TALU	0	292	0	0	
CONSTRUCTION											SA	0	31	0	0	

MIAMI-DADE METROPOLITAN PLANNING ORGANIZATION
TRANSPORTATION IMPROVEMENT PROGRAM
FEDERALLY-FUNDED PROJECTS

HIGHWAYS

MPO Project Num.	Facility/Project Name	County	Type of Work							Federal Funding Components				5-Yr Page Ref
Agency Project Num.	From / Location	To / Location	Old Item	Roadway ID	Length (miles)	Begin Point	End Point	Lanes						
								Exist	Improv	Add'l				

DT2516881	SR 836/I-395		MIAMI-DADE	BRIDGE-REPLACE AND ADD LANES						Activity /Phase	Funding Source	Proposed Funding (\$000s)				A18-1
2516881	FROM WEST OF I-95	TO MACARTHUR CSWY BRIDGE		87200000	1.364	11.684	13.048	2	2	1		2015 - 2016	2016 - 2017	2017 - 2018	2018 - 2019	
											DESIGN BUILD	ACNP	0	60,000	111,178	0

DT4055756	SW 312 ST/CAMPBELL DR		MIAMI-DADE	FLEXIBLE PAVEMENT RECONSTRUCTION						Activity /Phase	Funding Source	Proposed Funding (\$000s)				A16-1
4055756	FROM SR 997/KROME AVE	TO SR 5/US 1 (TRUCK BYPASS)		87000043	.753	1.674	2.2	2	2	0		2015 - 2016	2016 - 2017	2017 - 2018	2018 - 2019	
											CONSTRUCTION	SU	0	0	0	14,228
											PRELIMINARY ENGINEERING	SA	80	0	0	0
											RIGHT OF WAY	ACNP	0	4,602	0	0
											PRELIMINARY ENGINEERING	ACNP	1,300	0	0	0
											RAILROAD & UTILITIES	ACNP	0	21	0	0
											RIGHT OF WAY	SA	0	7,100	3,882	5,305

DT4055757	SW 336 ST/DAVIS PKWY		MIAMI-DADE	WIDEN/RESURFACE EXIST LANES						Activity /Phase	Funding Source	Proposed Funding (\$000s)				A1-303
4055757	FROM SR 997/KROME AVENUE	TO US 1 (TRUCK BYPASS)		87000031	.127	1.016	1.143	2	2	0		2015 - 2016	2016 - 2017	2017 - 2018	2018 - 2019	
											PRELIMINARY ENGINEERING	SA	375	0	0	0
											RIGHT OF WAY	SA	0	0	84	0
											CONSTRUCTION	SA	0	0	0	2,065

MIAMI-DADE METROPOLITAN PLANNING ORGANIZATION
TRANSPORTATION IMPROVEMENT PROGRAM
FEDERALLY-FUNDED PROJECTS

HIGHWAYS

MPO Project Num.	Facility/Project Name	County	Type of Work							Federal Funding Components				5-Yr Page Ref
Agency Project Num.	From / Location	To / Location	Old Item	Roadway ID	Length (miles)	Begin Point	End Point	Lanes						
								Exist	Improv	Add'l				

DT4056153	N.W. 87TH AVENUE		MIAMI-DADE	NEW ROAD CONSTRUCTION						Activity /Phase	Funding Source	Proposed Funding (\$000s)				A1-316
4056153	FROM NW 74TH STREET	TO NW 103RD STREET		87674507	1.959	1.038	2.997	0	0	4		2015 - 2016	2016 - 2017	2017 - 2018	2018 - 2019	

CONTRACT INCENTIVES	SU	0	0	0	1,000
ENVIRONMENTAL	SU	300	0	0	0
RAILROAD & UTILITIES	SU	1,200	0	0	0
CONSTRUCTION	SU	18,150	3,138	0	0
CONSTRUCTION	SA	171	0	0	0

DT4056154	SR 25/OKEECHOBEE ROAD AND SR 932/NW 103 STREET		MIAMI-DADE	ADD TURN LANES(S)						Activity /Phase	Funding Source	Proposed Funding (\$000s)				A18-8
4056154	AT NW 87 AVENUE				.560							2015 - 2016	2016 - 2017	2017 - 2018	2018 - 2019	

CONSTRUCTION	ACSU	1,051	0	0	0
CONSTRUCTION	SA	2,120	0	0	0
CONSTRUCTION	SU	1,839	428	0	0

DT4124737	SR 5/S.E. 2ND AVENUE		MIAMI-DADE	RESURFACING						Activity /Phase	Funding Source	Proposed Funding (\$000s)				A1-346
4124737	FROM S.E. 2ND STREET	TO S.E. 4TH STREET		87030001	.370	0.104	0.286	3	3	0		2015 - 2016	2016 - 2017	2017 - 2018	2018 - 2019	

CONSTRUCTION	SA	0	782	0	0
CONSTRUCTION	HSP	0	1,141	0	0

MIAMI-DADE METROPOLITAN PLANNING ORGANIZATION
TRANSPORTATION IMPROVEMENT PROGRAM
FEDERALLY-FUNDED PROJECTS

HIGHWAYS

MPO Project Num.	Facility/Project Name	County	Type of Work							Federal Funding Components				5-Yr Page Ref
Agency Project Num.	From / Location	To / Location	Old Item	Roadway ID	Length (miles)	Begin Point	End Point	Lanes						
								Exist	Improv	Add'l				

DT4124739	SR 5/BISCAYNE BLVD.		MIAMI-DADE	RESURFACING						Activity /Phase	Funding Source	Proposed Funding (\$000s)				A1-348
4124739	FROM SE 3RD AVENUE	TO N OF SE 3RD STREET			.243							2015 - 2016	2016 - 2017	2017 - 2018	2018 - 2019	
CONSTRUCTION											SA	0	1,051	0	0	

DT4124792	SR 985/SW 107 AVENUE		MIAMI-DADE	ADD LANES & REHABILITATE PVMNT						Activity /Phase	Funding Source	Proposed Funding (\$000s)				A1-351
4124792	FROM SW 3 STREET	TO N OF WEST FLAGLER ST.		87072000	.275	6.468	6.743	4	4	2		2015 - 2016	2016 - 2017	2017 - 2018	2018 - 2019	
CONTRACT INCENTIVES											SU	0	0	200	0	
CONSTRUCTION											SU	427	0	0	0	
CONSTRUCTION											ACSU	4,568	0	0	0	

DT4124793	SR 985/SW 107 AVENUE		MIAMI-DADE	ADD LANES & REHABILITATE PVMNT						Activity /Phase	Funding Source	Proposed Funding (\$000s)				A1-353
4124793	FROM THE SW 1100 BLOCK	TO SW 3 STREET		87072000	.298	6.17	6.468	4	4	2		2015 - 2016	2016 - 2017	2017 - 2018	2018 - 2019	
CONSTRUCTION											S117	2	0	0	0	
CONTRACT INCENTIVES											SU	0	0	600	0	
CONSTRUCTION											SU	7,022	0	0	0	
CONSTRUCTION											HSP	2,622	0	0	0	
CONSTRUCTION											ACSU	1,838	0	0	0	
CONSTRUCTION											ACSA	468	0	0	0	

MIAMI-DADE METROPOLITAN PLANNING ORGANIZATION
TRANSPORTATION IMPROVEMENT PROGRAM
FEDERALLY-FUNDED PROJECTS

HIGHWAYS

MPO Project Num.	Facility/Project Name	County	Type of Work							Federal Funding Components				5-Yr Page Ref
Agency Project Num.	From / Location	To / Location	Old Item	Roadway ID	Length (miles)	Begin Point	End Point	Lanes						
								Exist	Improv	Add'l				

DT4146243	SR 5/BISCAYNE BLVD		MIAMI-DADE	RESURFACING						Activity /Phase	Funding Source	Proposed Funding (\$000s)				A1-357
4146243	FROM N. OF NE 196TH STREET	TO N. OF NE 213TH STREET		87030000	1.618	24.278	25.017	5	5	0		2015 - 2016	2016 - 2017	2017 - 2018	2018 - 2019	
CONTRACT INCENTIVES											SA	0	60	0	0	

DT4146331	SR 968 / W FLAGLER ST		MIAMI-DADE	FLEXIBLE PAVEMENT RECONSTRUCT.						Activity /Phase	Funding Source	Proposed Funding (\$000s)				A1-359
4146331	FROM WEST 14TH AVENUE	TO WEST 2ND AVENUE		87053000	1.285	7.618	8.259	4	4	0		2015 - 2016	2016 - 2017	2017 - 2018	2018 - 2019	
CONSTRUCTION											SA	4,666	0	0	0	

DT4146332	SR 968 / SW 1ST STREET		MIAMI-DADE	FLEXIBLE PAVEMENT RECONSTRUCT.						Activity /Phase	Funding Source	Proposed Funding (\$000s)				A1-361
4146332	FROM FLAGLER STREET	TO EAST OF 17TH AVENUE		87053001	0.76	0	0.78	4	4	0		2015 - 2016	2016 - 2017	2017 - 2018	2018 - 2019	
CONTRACT INCENTIVES											SA	0	0	250	0	
CONSTRUCTION											SA	2,963	0	0	0	
CONSTRUCTION											ACSA	924	0	0	0	

DT4180911	SR 968/W. FLAGLER ST		MIAMI-DADE	FLEXIBLE PAVEMENT RECONSTRUCT.						Activity /Phase	Funding Source	Proposed Funding (\$000s)				A1-392
4180911	FROM W OF SR 9/27 AVE	TO W 14 AVENUE		87053003	1.354	0	1.27	3	3	0		2015 - 2016	2016 - 2017	2017 - 2018	2018 - 2019	
CONTRACT INCENTIVES											SA	0	0	400	0	
CONSTRUCTION											SA	8,853	0	0	0	

MIAMI-DADE METROPOLITAN PLANNING ORGANIZATION
TRANSPORTATION IMPROVEMENT PROGRAM
FEDERALLY-FUNDED PROJECTS

HIGHWAYS

MPO Project Num.	Facility/Project Name	County	Type of Work							Federal Funding Components				5-Yr Page Ref
Agency Project Num.	From / Location	To / Location	Old Item	Roadway ID	Length (miles)	Begin Point	End Point	Lanes						
								Exist	Improv	Add'l				

DT4209172	OVERTOWN GREENWAY ALONG NW 11 ST	MIAMI-DADE	BIKE PATH/TRAIL							Activity /Phase	Funding Source	Proposed Funding (\$000s)				A1-405
4209172	FROM NW 7 AVE	TO E OF NW 12 AVE			.000	0	0	0	0	0		2015 - 2016	2016 - 2017	2017 - 2018	2018 - 2019	
										CONSTRUCTION	SA	0	0	2	0	
										CONSTRUCTION	TALU	0	0	701	0	

DT4213571	S.W. 320 STREET	MIAMI-DADE	ADD TURN LANE(S)							Activity /Phase	Funding Source	Proposed Funding (\$000s)				A1-406
4213571	FROM S.W. 187 AVENUE	TO FLAGLER AVENUE		87000044	1.101	0.503	1.604	2	2	1		2015 - 2016	2016 - 2017	2017 - 2018	2018 - 2019	
										CONSTRUCTION	SA	0	0	5	0	
										CONSTRUCTION	HPP	0	0	1,795	0	
										RAILROAD & UTILITIES	HPP	0	0	5	0	

DT4217079	SR 93/I-75 ML SYSTEM	MIAMI-DADE	ITS COMMUNICATION SYSTEM							Activity /Phase	Funding Source	Proposed Funding (\$000s)				A1-411
4217079	FROM NW 170 STREET	TO MIAMI-DADE/BROWARD CL		87075000	1.957	3.485	5.442	8	8	0		2015 - 2016	2016 - 2017	2017 - 2018	2018 - 2019	
										CONTRACT INCENTIVES	ACNP	0	150	0	0	

DT4231262	SR 9A/I-95 SOUTHBOUND RAMP	MIAMI-DADE	INTERCHANGE IMPROVEMENT							Activity /Phase	Funding Source	Proposed Funding (\$000s)				A18-2
4231262		TO WESTBOUND SR 836			.227							2015 - 2016	2016 - 2017	2017 - 2018	2018 - 2019	
										RIGHT OF WAY	ACNP	0	160	1,000	972	

MIAMI-DADE METROPOLITAN PLANNING ORGANIZATION
TRANSPORTATION IMPROVEMENT PROGRAM
FEDERALLY-FUNDED PROJECTS

HIGHWAYS

MPO Project Num.	Facility/Project Name	County	Type of Work							Federal Funding Components				5-Yr Page Ref
Agency Project Num.	From / Location	To / Location	Old Item	Roadway ID	Length (miles)	Begin Point	End Point	Lanes						
								Exist	Improv	Add'l				

DT4232512	SR 25/OKEECHOBEE RD		MIAMI-DADE	WIDEN/RESURFACE EXIST LANES						Activity /Phase	Funding Source	Proposed Funding (\$000s)				A1-418
4232512	FROM WEST OF KROME AVENUE	TO EAST OF NW 117 AVENUE		87090000	4.490	0.357	4.847	4	4	0		2015 - 2016	2016 - 2017	2017 - 2018	2018 - 2019	
PRELIMINARY ENGINEERING											ACNP	0	5,400	0	0	

DT4232513	SR 25/OKEECHOBEE RD		MIAMI-DADE	ADD LANES & RECONSTRUCT						Activity /Phase	Funding Source	Proposed Funding (\$000s)				A1-419
4232513	FROM EAST OF NW 87 AVE	TO NW 79 AVE (CONCRETE)		87090000	.710	9.34	10.05	6	6	2		2015 - 2016	2016 - 2017	2017 - 2018	2018 - 2019	
PRELIMINARY ENGINEERING											ACNP	0	2,500	0	0	

DT4232514	SR 25/OKEECHOBEE RD		MIAMI-DADE	RIGID PAVEMENT RECONSTRUCTION						Activity /Phase	Funding Source	Proposed Funding (\$000s)				A1-420
4232514	FROM E. OF NW 116 WAY	TO E. OF NW 87 AVE (CONCRETE)		87090000	1.194	8.146	9.34	6	6	0		2015 - 2016	2016 - 2017	2017 - 2018	2018 - 2019	
PRELIMINARY ENGINEERING											ACNP	13,000	0	0	0	

DT4232515	SR 25/OKEECHOBEE RD		MIAMI-DADE	RIGID PAVEMENT RECONSTRUCTION						Activity /Phase	Funding Source	Proposed Funding (\$000s)				A1-421
4232515	FROM E. OF NW 107 AVE	TO E. OF NW 116 WAY (CONCRETE)		87090000	1.836	6.31	8.146	6	6	0		2015 - 2016	2016 - 2017	2017 - 2018	2018 - 2019	
PRELIMINARY ENGINEERING											ACNP	5,200	0	0	0	

DT4232516	SR 25/OKEECHOBEE RD		MIAMI-DADE	WIDEN/RESURFACE EXIST LANES						Activity /Phase	Funding Source	Proposed Funding (\$000s)				A1-422
4232516	FROM E. OF NW 117 AVE	TO E. OF NW 107 AVE (CONCRETE)		87090000	2.507	4.149	6.656	5	5	0		2015 - 2016	2016 - 2017	2017 - 2018	2018 - 2019	
PRELIMINARY ENGINEERING											ACNP	3,500	0	0	0	

MIAMI-DADE METROPOLITAN PLANNING ORGANIZATION
TRANSPORTATION IMPROVEMENT PROGRAM
FEDERALLY-FUNDED PROJECTS

HIGHWAYS

MPO Project Num.	Facility/Project Name	County	Type of Work							Federal Funding Components				5-Yr Page Ref
Agency Project Num.	From / Location	To / Location	Old Item	Roadway ID	Length (miles)	Begin Point	End Point	Lanes						
								Exist	Improv	Add'l				

DT4244071	SR 968/SW 1ST STREET	MIAMI-DADE	BRIDGE REPLACEMENT							Activity /Phase	Funding Source	Proposed Funding (\$000s)				A16-2
4244071	AT MIAMI RIVER (BRIDGE #870660)		87053001	.418	1.933	2.351	4	0	0			2015 - 2016	2016 - 2017	2017 - 2018	2018 - 2019	
							RIGHT OF WAY				ACSB	2,040	3,500	1,000	0	
							RIGHT OF WAY				SA	960	540	0	0	
							CONSTRUCTION				ACSB	0	0	76,059	2,555	

DT4255981	SR 7/NW 7 AVENUE		MIAMI-DADE	FLEXIBLE PAVEMENT RECONSTRUCT.						Activity /Phase	Funding Source	Proposed Funding (\$000s)				A1-438
4255981	FROM NW 8 STREET	TO NW 36 STREET		87140000	2.040	1.115	3.091	4	4			0	2015 - 2016	2016 - 2017	2017 - 2018	
								CONTRACT INCENTIVES			SA	0	0	1,200	0	

DT4258572	SAFE RTS. TO SCHOOL	MIAMI-DADE	PEDESTRIAN SAFETY IMPROVEMENT							Activity /Phase	Funding Source	Proposed Funding (\$000s)				A1-440
4258572	MIAMI LAKES ELEM SCHOOL			.000	0	0	0	0	0			2015 - 2016	2016 - 2017	2017 - 2018	2018 - 2019	
							CONSTRUCTION			SA	28	0	0	0		
							CONSTRUCTION			TALU	170	0	0	0		

DT4261131	NW 34 AVENUE OVER COMFORT CANAL (CITY OF MIAMI)	MIAMI-DADE	BRIDGE REPLACEMENT							Activity /Phase	Funding Source	Proposed Funding (\$000s)				A1-447
4261131			87000443	.006	0.483	0.489	2	0	0			2015 - 2016	2016 - 2017	2017 - 2018	2018 - 2019	
							RAILROAD & UTILITIES			ACSB	0	0	100	0		
							PRELIMINARY ENGINEERING			ACSB	220	0	0	0		
							CONSTRUCTION			ACSB	0	0	650	0		

MIAMI-DADE METROPOLITAN PLANNING ORGANIZATION
TRANSPORTATION IMPROVEMENT PROGRAM
FEDERALLY-FUNDED PROJECTS

HIGHWAYS

MPO Project Num.	Facility/Project Name		County	Type of Work							Federal Funding Components					5-Yr Page Ref	
Agency Project Num.	From / Location To / Location		Old Item	Roadway ID	Length (miles)	Begin Point	End Point	Lanes			Activity /Phase	Funding Source	Proposed Funding (\$000s)				A18-9
								Exist	Improv	Add'l			2015 - 2016	2016 - 2017	2017 - 2018	2018 - 2019	
DT4273691	SR 997/KROME AVENUE		MIAMI-DADE	ADD LANES & RECONSTRUCT												A18-9	
4273691	FROM SW 296 STREET	TO S OF SW 232 STREET		87150000	3.852	3.827	7.679	2	2	2			2015 - 2016	2016 - 2017	2017 - 2018		2018 - 2019
							CONSTRUCTION				ACNP	0	0	0	37,581		
DT4273692	SR 997/KROME AVENUE		MIAMI-DADE	ADD LANES & RECONSTRUCT												A18-10	
4273692	FROM SW 232 STREET	TO S OF SW 184TH ST/EUREKA DR.		87150000	3.017	7.519	10.536	2	2	2			2015 - 2016	2016 - 2017	2017 - 2018		2018 - 2019
							CONSTRUCTION				ACNP	0	0	26,215	2,855		
							RAILROAD & UTILITIES				ACNP	0	0	800	0		
							RIGHT OF WAY				ACNP	0	15,300	5,200	0		
DT4273693	SR 997/KROME AVENUE		MIAMI-DADE	ADD LANES & RECONSTRUCT												A18-11	
4273693	FROM SW 184 STREET	TO SOUTH OF SW 136 STREET		87150000	3.336	10.536	13.872	2	2	2			2015 - 2016	2016 - 2017	2017 - 2018		2018 - 2019
							CONSTRUCTION				ACNP	0	0	21,879	2,633		
							RIGHT OF WAY				ACNP	0	7,000	0	0		
DT4274521	SR 934/NW/NE 79 ST		MIAMI-DADE	RESURFACING												A1-455	
4274521	FROM NW 14 AVENUE	TO NORTH BAYSHORE DRIVE		87080900	2.956	37.734	40.027	6	6	0			2015 - 2016	2016 - 2017	2017 - 2018		2018 - 2019
							CONTRACT INCENTIVES				SA	300	0	0	0		

MIAMI-DADE METROPOLITAN PLANNING ORGANIZATION
TRANSPORTATION IMPROVEMENT PROGRAM
FEDERALLY-FUNDED PROJECTS

HIGHWAYS

MPO Project Num.	Facility/Project Name	County	Type of Work							Federal Funding Components				5-Yr Page Ref
Agency Project Num.	From / Location	To / Location	Old Item	Roadway ID	Length (miles)	Begin Point	End Point	Lanes						
								Exist	Improv	Add'l				

DT4275152	SR 9A/I-95 SOUTHEND		MIAMI-DADE	RESURFACING						Activity /Phase	Funding Source	Proposed Funding (\$000s)				A1-458
4275152	FROM BISCAYNE RIVER CANAL	TO N.W. 125 STREET		87270510	.512	0	0.131	2	2	0		2015 - 2016	2016 - 2017	2017 - 2018	2018 - 2019	
CONTRACT INCENTIVES											SA	20	0	0	0	

DT4276045	CITY OF HIALEAH/W 28 AVENUE		MIAMI-DADE	SIDEWALK						Activity /Phase	Funding Source	Proposed Funding (\$000s)				A1-463
4276045	FROM WEST 52 ST.	TO WEST 80 ST.			.000	0	0	0	0	0		2015 - 2016	2016 - 2017	2017 - 2018	2018 - 2019	
CONSTRUCTION											TALT	436	0	0	0	
CONSTRUCTION											SA	5	0	0	0	

DT4276512	SR 986/SW 72 STREET		MIAMI-DADE	RESURFACING						Activity /Phase	Funding Source	Proposed Funding (\$000s)				A1-466
4276512	FROM EAST OF SW 87 COURT	TO WEST OF SW 84 PLACE			.318							2015 - 2016	2016 - 2017	2017 - 2018	2018 - 2019	
CONSTRUCTION											SA	0	617	0	0	

DT4282782	SR 944/NW/NE 54TH ST		MIAMI-DADE	RESURFACING						Activity /Phase	Funding Source	Proposed Funding (\$000s)				A1-469
4282782	FROM E OF NW 7 AVENUE	TO BISCAYNE BOULEVARD		87250000	1.325	4.497	5.822	4	4	0		2015 - 2016	2016 - 2017	2017 - 2018	2018 - 2019	
CONSTRUCTION											SA	0	1,855	0	0	

DT4282783	SR 944/NW 54 STREET		MIAMI-DADE	INTERSECTION IMPROVEMENT						Activity /Phase	Funding Source	Proposed Funding (\$000s)				A1-470
4282783	FROM NW 6TH AVENUE	TO NW 1ST AVENUE		87250000	.818	4.565	5.383	0	0	0		2015 - 2016	2016 - 2017	2017 - 2018	2018 - 2019	
CONSTRUCTION											HSP	0	417	0	0	

MIAMI-DADE METROPOLITAN PLANNING ORGANIZATION
TRANSPORTATION IMPROVEMENT PROGRAM
FEDERALLY-FUNDED PROJECTS

HIGHWAYS

MPO Project Num.	Facility/Project Name	County	Type of Work							Federal Funding Components				5-Yr Page Ref
Agency Project Num.	From / Location	To / Location	Old Item	Roadway ID	Length (miles)	Begin Point	End Point	Lanes						
								Exist	Improv	Add'l				

DT4283588	SR 826 CONNECTOR AT GOLDEN GLADES INTERCHG AND VARIOUS RAMPS	MIAMI-DADE	FLEXIBLE PAVEMENT RECONSTRUCT.							Activity /Phase	Funding Source	Proposed Funding (\$000s)				A1-478
4283588			87140000	1.317	11.237	11.638	2	2	0			2015 - 2016	2016 - 2017	2017 - 2018	2018 - 2019	
										RIGHT OF WAY	ACNP	0	2,000	660	0	

DT4284792	SR 976/SW 40 STREET	MIAMI-DADE	RESURFACING - RIDE ONLY							Activity /Phase	Funding Source	Proposed Funding (\$000s)				A1-480
4284792	FROM EAST OF SW 38 COURT	TO US-1/S DIXIE HIGHWAY		.366								2015 - 2016	2016 - 2017	2017 - 2018	2018 - 2019	
										CONSTRUCTION	NHRE	0	0	313	0	

DT4290141	SR 823/NW 57 AVENUE	MIAMI-DADE	INTERSECTION IMPROVEMENT							Activity /Phase	Funding Source	Proposed Funding (\$000s)				A1-484
4290141	AT NW 138 STREET	INTERSECTION IMPROVEMENT	87002000	.295	4.644	4.939	7	0	0			2015 - 2016	2016 - 2017	2017 - 2018	2018 - 2019	
										CONTRACT INCENTIVES	SA	0	40	0	0	

DT4290221	SR 922/NW 125 STREET	MIAMI-DADE	INTERSECTION IMPROVEMENT							Activity /Phase	Funding Source	Proposed Funding (\$000s)				A1-485
4290221	FROM NW 6 AVENUE	TO NE MIAMI COURT	87066000	.689	0.124	0.813	4	0	0			2015 - 2016	2016 - 2017	2017 - 2018	2018 - 2019	
										RIGHT OF WAY	HSP	1,417	0	0	0	
										CONSTRUCTION	HSP	0	0	1,551	162	

DT4290222	SR 922/NW 125 STREET	MIAMI-DADE	INTERSECTION IMPROVEMENT							Activity /Phase	Funding Source	Proposed Funding (\$000s)				A1-486
4290222	FROM NW 6 COURT	TO NW 6 AVENUE	87066000	.100	0.025	0.125	4	4	0			2015 - 2016	2016 - 2017	2017 - 2018	2018 - 2019	
										CONSTRUCTION	HSP	0	0	764	111	

MIAMI-DADE METROPOLITAN PLANNING ORGANIZATION
TRANSPORTATION IMPROVEMENT PROGRAM
FEDERALLY-FUNDED PROJECTS

HIGHWAYS

MPO Project Num.	Facility/Project Name	County	Type of Work							Federal Funding Components				5-Yr Page Ref
Agency Project Num.	From / Location	To / Location	Old Item	Roadway ID	Length (miles)	Begin Point	End Point	Lanes						
								Exist	Improv	Add'l				

DT4290371	SR 90/SW 8 & SW 7 ST	MIAMI-DADE	INTERSECTION IMPROVEMENT							Activity /Phase	Funding Source	Proposed Funding (\$000s)				A1-487
4290371	AT SW 4 AVENUE AND AT SW 3 AVENUE		87120000	.417	17.513	17.724	3	0	0			2015 - 2016	2016 - 2017	2017 - 2018	2018 - 2019	
PRELIMINARY ENGINEERING											HSP	0	0	0	175	

DT4291341	SR 826/GGI INTERCHG	MIAMI-DADE	RESURFACING							Activity /Phase	Funding Source	Proposed Funding (\$000s)				A1-492
4291341	FROM SR 91/SE END OF BRDG TO E OF NW 1ST AVENUE		87170000	.274	0	0.373	4	4	0			2015 - 2016	2016 - 2017	2017 - 2018	2018 - 2019	
CONSTRUCTION											SA	103	0	0	0	

DT4291471	SR 934/NW 79 STREET	MIAMI-DADE	RESURFACING							Activity /Phase	Funding Source	Proposed Funding (\$000s)				A1-497
4291471	FROM E OF 2800 BLOCK TO NW 14TH AVENUE		87080900	1.424	36.33	37.754	6	6	0			2015 - 2016	2016 - 2017	2017 - 2018	2018 - 2019	
CONTRACT INCENTIVES											SA	90	0	0	0	

DT4291622	SR 90/TAMIAMI TRAIL	MIAMI-DADE	RESURFACING							Activity /Phase	Funding Source	Proposed Funding (\$000s)				A1-501
4291622	FROM W OF LOOP ROAD TO W OF EVERGLADES PRESV.		87110000	9.205	3.967	13.131	2	2	0			2015 - 2016	2016 - 2017	2017 - 2018	2018 - 2019	
PRELIMINARY ENGINEERING											SA	20	0	0	0	
CONSTRUCTION											SA	0	2,701	0	0	
CONSTRUCTION											NHRE	0	2,473	0	0	

MIAMI-DADE METROPOLITAN PLANNING ORGANIZATION
TRANSPORTATION IMPROVEMENT PROGRAM
FEDERALLY-FUNDED PROJECTS

HIGHWAYS

MPO Project Num.	Facility/Project Name	County	Type of Work							Federal Funding Components					5-Yr Page Ref		
Agency Project Num.	From / Location	To / Location	Old Item	Roadway ID	Length (miles)	Begin Point	End Point	Lanes			Activity /Phase	Funding Source	Proposed Funding (\$000s)				A1-504
								Exist	Improv	Add'l			2015 - 2016	2016 - 2017	2017 - 2018	2018 - 2019	
DT4291851	SR 9/NW 27 AVENUE		MIAMI-DADE	RESURFACING													
4291851	FROM S OF SR 934/NW 79 ST TO N OF SR 932/NW 103 ST			87240000	1.621	7.227	8.848	3	3	0			2015 - 2016	2016 - 2017	2017 - 2018	2018 - 2019	
								CONTRACT INCENTIVES			SA	110	0	0	0		
DT4291932	SR 907/ALTON ROAD		MIAMI-DADE	INTERSECTION IMPROVEMENT													
4291932	AT MICHIGAN AVENUE			87037000	.147	1.54	1.623	4	0	0			2015 - 2016	2016 - 2017	2017 - 2018	2018 - 2019	
								CONTRACT INCENTIVES			SA	0	0	30	0		
								CONSTRUCTION			HSP	0	798	0	0		
DT4293001	SR 9A/I-95		MIAMI-DADE	RIGID PAVEMENT REHABILITATION													
4293001	FROM NW 79TH STREET TO NW 103RD STREET			87270000	1.529	7.294	8.823	12	12	0			2015 - 2016	2016 - 2017	2017 - 2018	2018 - 2019	
								CONTRACT INCENTIVES			SA	160	0	0	0		
DT4293002	SR 9A/I-95		MIAMI-DADE	RIGID PAVEMENT RECONSTRUCTION													
4293002	FROM NW 8 STREET TO NW 29 STREET			87270000	4.013	2.671	7.294	6	6	0			2015 - 2016	2016 - 2017	2017 - 2018	2018 - 2019	
								DESIGN BUILD			ACNP	0	28,979	0	0		
								PRELIMINARY ENGINEERING			ACNP	0	240	0	0		
								RAILROAD & UTILITIES			ACNP	0	284	0	0		

MIAMI-DADE METROPOLITAN PLANNING ORGANIZATION
TRANSPORTATION IMPROVEMENT PROGRAM
FEDERALLY-FUNDED PROJECTS

HIGHWAYS

MPO Project Num.	Facility/Project Name	County	Type of Work							Federal Funding Components				5-Yr Page Ref
Agency Project Num.	From / Location	To / Location	Old Item	Roadway ID	Length (miles)	Begin Point	End Point	Lanes						
								Exist	Improv	Add'l				

DT4293003	SR 9A/I-95		MIAMI-DADE	RIGID PAVEMENT RECONSTRUCTION						Activity /Phase	Funding Source	Proposed Funding (\$000s)				A1-517
4293003	FROM NW 29 STREET	TO NW 79 STREET			7.094							2015 - 2016	2016 - 2017	2017 - 2018	2018 - 2019	
										RAILROAD & UTILITIES	ACNP	0	66	0	0	
										PRELIMINARY ENGINEERING	SA	0	12	0	0	
										DESIGN BUILD	ACNP	0	55,577	0	0	
										PRELIMINARY ENGINEERING	ACNP	0	333	0	0	

DT4293011	SR 9A/I-95		MIAMI-DADE	RIGID PAVEMENT REHABILITATION						Activity /Phase	Funding Source	Proposed Funding (\$000s)				A1-518
4293011	FROM BISCAYNE RIVER CANAL	TO NORTH OF RAMP 87170353		87270000	1.311	12.057	13.368	6	6	0		2015 - 2016	2016 - 2017	2017 - 2018	2018 - 2019	
										CONTRACT INCENTIVES	SA	180	0	0	0	

DT4293431	SR 25/NW 36 STREET		MIAMI-DADE	RESURFACING						Activity /Phase	Funding Source	Proposed Funding (\$000s)				A1-519
4293431	FROM OKEECHOBEE ROAD	TO NW 23 AVENUE		87090000	1.521	15.269	16.88	4	4	0		2015 - 2016	2016 - 2017	2017 - 2018	2018 - 2019	
										CONSTRUCTION	SA	144	0	0	0	

DT4293432	SR 25/NW 36 STREET		MIAMI-DADE	INTERSECTION IMPROVEMENT						Activity /Phase	Funding Source	Proposed Funding (\$000s)				A1-520
4293432	AT NW 27 AVENUE			87090000	.001	16.502	16.503	4	0	0		2015 - 2016	2016 - 2017	2017 - 2018	2018 - 2019	
										CONSTRUCTION	HSP	13	0	0	0	

MIAMI-DADE METROPOLITAN PLANNING ORGANIZATION
TRANSPORTATION IMPROVEMENT PROGRAM
FEDERALLY-FUNDED PROJECTS

HIGHWAYS

MPO Project Num.	Facility/Project Name	County	Type of Work							Federal Funding Components				5-Yr Page Ref
Agency Project Num.	From / Location	To / Location	Old Item	Roadway ID	Length (miles)	Begin Point	End Point	Lanes						
								Exist	Improv	Add'l				

DT4293451	SR 969/NW 72 AVE		MIAMI-DADE	RESURFACING						Activity /Phase	Funding Source	Proposed Funding (\$000s)				A1-522
4293451	FROM NW 25 ST	TO NW 74 STREET		87027000	2.861	2.3	5.369	6	6	0		2015 - 2016	2016 - 2017	2017 - 2018	2018 - 2019	
CONSTRUCTION											SA	3,545	421	0	0	

DT4293461	SR 916/NW/NE 135 ST		MIAMI-DADE	RESURFACING						Activity /Phase	Funding Source	Proposed Funding (\$000s)				A1-525
4293461	FROM NW 6 AVENUE	TO SR 5/BISCAYNE BLVD.		87008000	3.008	7.245	10.253	4	4	0		2015 - 2016	2016 - 2017	2017 - 2018	2018 - 2019	
CONSTRUCTION											SA	2,144	0	0	0	
RAILROAD & UTILITIES											SA	15	0	0	0	

DT4293462	SR 916/NE 135 STREET		MIAMI-DADE	INTERSECTION IMPROVEMENT						Activity /Phase	Funding Source	Proposed Funding (\$000s)				A1-526
4293462	AT SR 915/NE 6 AVENUE AND AT SR 909/W. DIXIE HWY.			87034000	.114	2.918	3.032	4	0	0		2015 - 2016	2016 - 2017	2017 - 2018	2018 - 2019	
CONSTRUCTION											HSP	299	0	0	0	

DT4301612	DISTRICTWIDE RESIDENCY CEI CONSULTANT FOR LAP OVERSIGHT		DIST/ST-WIDE	INSPECT CONSTRUCTION PROJS.						Activity /Phase	Funding Source	Proposed Funding (\$000s)				A1-534
4301612					.000	0	0	0	0	0		2015 - 2016	2016 - 2017	2017 - 2018	2018 - 2019	
CONSTRUCTION											SA	0	0	380	380	
CONSTRUCTION											SA	336	380	0	0	

MIAMI-DADE METROPOLITAN PLANNING ORGANIZATION
TRANSPORTATION IMPROVEMENT PROGRAM
FEDERALLY-FUNDED PROJECTS

HIGHWAYS

MPO Project Num.	Facility/Project Name	County	Type of Work							Federal Funding Components				5-Yr Page Ref
Agency Project Num.	From / Location	To / Location	Old Item	Roadway ID	Length (miles)	Begin Point	End Point	Lanes						
								Exist	Improv	Add'l				

DT4304441	SR 907/ALTON ROAD		MIAMI-DADE	FLEXIBLE PAVEMENT RECONSTRUCT.						Activity /Phase	Funding Source	Proposed Funding (\$000s)				A1-539
4304441	FROM S. OF 43RD STREET	TO E. OF ALLISON ROAD		87037000	2.567	2.957	5.524	4	4	0		2015 - 2016	2016 - 2017	2017 - 2018	2018 - 2019	
										CONSTRUCTION	SA	0	0	11,637	1,196	

DT4306371	SR 847/NW 47 AVENUE		MIAMI-DADE	ADD LANES & RECONSTRUCT						Activity /Phase	Funding Source	Proposed Funding (\$000s)				A1-543
4306371	FROM SR 860/NW 183 STREET	TO PREMIER PKY (BROWARD)		87012000	2.364	0	2.144	2	2	2		2015 - 2016	2016 - 2017	2017 - 2018	2018 - 2019	
										CONSTRUCTION	SU	0	0	23,490	0	

DT4307633	SR 93/I-75		MIAMI-DADE	ADD SPECIAL USE LANE						Activity /Phase	Funding Source	Proposed Funding (\$000s)				A1-545
4307633	FROM S. OF NW 170 STREET	TO MIAMI-DADE COUNTY LINE		87075000	1.957	3.485	5.442	8	0	0		2015 - 2016	2016 - 2017	2017 - 2018	2018 - 2019	
										CONSTRUCTION	ACNP	309	540	500	0	

DT4307681	SR 5/BISCAYNE BLVD		MIAMI-DADE	INTERSECTION IMPROVEMENT						Activity /Phase	Funding Source	Proposed Funding (\$000s)				A1-548
4307681	AT NE 199, 203, 205, 209 & 213 STREETS			87030000	.958	24.392	25.35	7	0	0		2015 - 2016	2016 - 2017	2017 - 2018	2018 - 2019	
										CONSTRUCTION	HSP	154	0	0	0	
										CONTRACT INCENTIVES	SA	0	40	0	0	

DT4307901	SR 9A/I-95 (S/B)		MIAMI-DADE	RIGID PAVEMENT REHABILITATION						Activity /Phase	Funding Source	Proposed Funding (\$000s)				A1-549
4307901	FROM NW 103 STREET	TO NORTH OF NW 119 STREET		87270000	1.340	8.823	10.163	6	6	0		2015 - 2016	2016 - 2017	2017 - 2018	2018 - 2019	
										CONTRACT INCENTIVES	SA	0	0	100	0	

MIAMI-DADE METROPOLITAN PLANNING ORGANIZATION
TRANSPORTATION IMPROVEMENT PROGRAM
FEDERALLY-FUNDED PROJECTS

HIGHWAYS

MPO Project Num.	Facility/Project Name		County	Type of Work							Federal Funding Components					5-Yr Page Ref	
Agency Project Num.	From / Location To / Location		Old Item	Roadway ID	Length (miles)	Begin Point	End Point	Lanes			Activity /Phase	Funding Source	Proposed Funding (\$000s)				A1-550
								Exist	Improv	Add'l			2015 - 2016	2016 - 2017	2017 - 2018	2018 - 2019	
DT4307902	SR 9A/I-95 (N/B)		MIAMI-DADE	RIGID PAVEMENT REHABILITATION												A1-550	
4307902	FROM NW 103 STREET	TO BISCAYNE RIVER CANAL		87270000	3.268	8.823	12.091	6	6	0			2015 - 2016	2016 - 2017	2017 - 2018		2018 - 2019
							CONTRACT INCENTIVES				SA	0	0	260	0		
DT4308081	SR 5/BISCAYNE BLVD		MIAMI-DADE	RESURFACING												A1-553	
4308081	FROM NE 151 STREET	TO NE 196 STREET		87030000	3.053	21.225	24.278	4	4	0			2015 - 2016	2016 - 2017	2017 - 2018		2018 - 2019
							CONSTRUCTION				HSP	961	65	0	0		
DT4308082	SR 860/MIAMI GARDENS DRIVE		MIAMI-DADE	INTERSECTION IMPROVEMENT												A1-555	
4308082	AT BISCAYNE BLVD. AND AT WEST DIXIE HIGHWAY			87026000	.097	9.214	9.311	5	0	0			2015 - 2016	2016 - 2017	2017 - 2018		2018 - 2019
							RAILROAD & UTILITIES				HSP	356	0	0	0		
							CONTRACT INCENTIVES				SA	0	0	20	0		
							CONSTRUCTION				HSP	825	63	0	0		
DT4309491	SR A1A/COLLINS AVE.		MIAMI-DADE	RESURFACING												A1-563	
4309491	FROM BAYVIEW DRIVE	TO SR 856 / 192 STREET		87060000	2.241	14.047	16.288	6	6	0			2015 - 2016	2016 - 2017	2017 - 2018		2018 - 2019
							CONSTRUCTION				SA	0	3,939	0	0		

MIAMI-DADE METROPOLITAN PLANNING ORGANIZATION
TRANSPORTATION IMPROVEMENT PROGRAM
FEDERALLY-FUNDED PROJECTS

HIGHWAYS

MPO Project Num.	Facility/Project Name	County	Type of Work							Federal Funding Components				5-Yr Page Ref
Agency Project Num.	From / Location	To / Location	Old Item	Roadway ID	Length (miles)	Begin Point	End Point	Lanes						
								Exist	Improv	Add'l				

DT4311702	SR 94/KENDALL DRIVE		MIAMI-DADE	RESURFACING						Activity /Phase	Funding Source	Proposed Funding (\$000s)				A1-566
4311702	FROM SW 102 AVENUE	FROM EAST OF SW 97 AVENUE			.559							2015 - 2016	2016 - 2017	2017 - 2018	2018 - 2019	
										CONSTRUCTION	NHRE	0	0	1,268	0	

DT4311703	SR 94/KENDALL DRIVE		MIAMI-DADE	RESURFACING						Activity /Phase	Funding Source	Proposed Funding (\$000s)				A1-567
4311703	FROM SW 7500 BLOCK/SW 73 PLACE	TO US 1 / S.DIXIE HWY			.451							2015 - 2016	2016 - 2017	2017 - 2018	2018 - 2019	
										CONSTRUCTION	SA	0	0	1,127	0	

DT4311704	SR 94/KENDALL DRIVE		MIAMI-DADE	INTERSECTION IMPROVEMENT						Activity /Phase	Funding Source	Proposed Funding (\$000s)				A1-568
4311704	FROM SW 77 AVE	TO US 1			.718							2015 - 2016	2016 - 2017	2017 - 2018	2018 - 2019	
										CONSTRUCTION	HSP	0	0	0	1,924	
										PRELIMINARY ENGINEERING	HSP	464	0	0	0	

DT4311721	SR 916/OPALOCKA BLVD		MIAMI-DADE	RESURFACING						Activity /Phase	Funding Source	Proposed Funding (\$000s)				A1-569
4311721	FROM NW 5 AVENUE	TO NW 2 AVENUE		87008001	.258	0	0.29	3	3	0		2015 - 2016	2016 - 2017	2017 - 2018	2018 - 2019	
										CONSTRUCTION	SA	280	0	0	0	
										CONSTRUCTION	HSP	71	0	0	0	

MIAMI-DADE METROPOLITAN PLANNING ORGANIZATION
TRANSPORTATION IMPROVEMENT PROGRAM
FEDERALLY-FUNDED PROJECTS

HIGHWAYS

MPO Project Num.	Facility/Project Name	County	Type of Work							Federal Funding Components				5-Yr Page Ref
Agency Project Num.	From / Location	To / Location	Old Item	Roadway ID	Length (miles)	Begin Point	End Point	Lanes						
								Exist	Improv	Add'l				

DT4311761	SR 932/NW103ST/E49ST		MIAMI-DADE	RESURFACING						Activity /Phase	Funding Source	Proposed Funding (\$000s)				A1-570
4311761	FROM EAST 10TH AVENUE	TO SR 7 / NW 7 AVENUE		87038000	3.241	4.915	8.199	6	6	0		2015 - 2016	2016 - 2017	2017 - 2018	2018 - 2019	
CONTRACT INCENTIVES											SA	150	0	0	0	

DT4314991	SAFE RTS. TO SCHOOL INFRASTRUCTURE PROJECT	MIAMI-DADE	PEDESTRIAN SAFETY IMPROVEMENT							Activity /Phase	Funding Source	Proposed Funding (\$000s)				A1-580
4314991	BISCAYNE SCHOOL			.000	0	0	0	0	0			2015 - 2016	2016 - 2017	2017 - 2018	2018 - 2019	
							CONSTRUCTION			SA	2	0	0	0		
							CONSTRUCTION			TALU	112	0	0	0		

DT4315031	SAFE RTS. TO SCHOOL INFRASTRUCTURE PROJECT	MIAMI-DADE	PEDESTRIAN SAFETY IMPROVEMENT							Activity /Phase	Funding Source	Proposed Funding (\$000s)				A1-581
4315031	PERRINE ELEMENTARY SCHOOL			.000	0	0	0	0	0			2015 - 2016	2016 - 2017	2017 - 2018	2018 - 2019	
							CONSTRUCTION			SA	2	0	0	0		
							CONSTRUCTION			TALU	417	0	0	0		

DT4315071	SAFE RTS. TO SCHOOL INFRASTRUCTURE PRIORITY 2	MIAMI-DADE	PEDESTRIAN SAFETY IMPROVEMENT							Activity /Phase	Funding Source	Proposed Funding (\$000s)				A1-582
4315071	CORAL REEF ELEMENTARY			.000	0	0	0	0	0			2015 - 2016	2016 - 2017	2017 - 2018	2018 - 2019	
							CONSTRUCTION			TALU	139	0	0	0		
							CONSTRUCTION			SA	3	0	0	0		

MIAMI-DADE METROPOLITAN PLANNING ORGANIZATION
TRANSPORTATION IMPROVEMENT PROGRAM
FEDERALLY-FUNDED PROJECTS

HIGHWAYS

MPO Project Num.	Facility/Project Name	County	Type of Work							Federal Funding Components				5-Yr Page Ref
Agency Project Num.	From / Location	To / Location	Old Item	Roadway ID	Length (miles)	Begin Point	End Point	Lanes						
								Exist	Improv	Add'l				

DT4316351	DISTRICTWIDE SAFETY PUSHBUTTON PROJECTS PILOT PROGRAM		DIST/ST-WIDE	SAFETY PROJECT						Activity /Phase	Funding Source	Proposed Funding (\$000s)				A1-583
4316351					.000	0	0	0	0	0		2015 - 2016	2016 - 2017	2017 - 2018	2018 - 2019	
										CONSTRUCTION	HSP	1,027	0	0	0	

DT4324091	N.E. 183RD STREET		MIAMI-DADE	BIKE PATH/TRAIL						Activity /Phase	Funding Source	Proposed Funding (\$000s)				A1-585
4324091	FROM NE 11 AVENUE	TO NE 19 AVENUE			.000	0	0	0	0	0		2015 - 2016	2016 - 2017	2017 - 2018	2018 - 2019	
										CONSTRUCTION	TALU	0	318	0	0	
										CONSTRUCTION	SA	0	5	0	0	

DT4326391	SR 826/PALMETTO EXPY		MIAMI-DADE	TRANSPORTATION PLANNING						Activity /Phase	Funding Source	Proposed Funding (\$000s)				A1-587
4326391	FROM US-1/S. DIXIE HWY	TO SR 836/DOLPHIN XWAY		87260000	7.224	0	7.224	12	0	0		2015 - 2016	2016 - 2017	2017 - 2018	2018 - 2019	
										P D & E	ACNP	0	0	6,700	0	

DT4327432	SR 826/PALMETTO EXPY		MIAMI-DADE	RESURFACING						Activity /Phase	Funding Source	Proposed Funding (\$000s)				A1-599
4327432	FROM EAST OF NW 57 AVE	TO WEST OF NW 27 AVE		87260000	8.309	19.063	21.623	6	6	0		2015 - 2016	2016 - 2017	2017 - 2018	2018 - 2019	
										CONSTRUCTION	SA	3,081	0	0	0	

DT4327433	SR 826/PALMETTO EXPY		MIAMI-DADE	RESURFACING						Activity /Phase	Funding Source	Proposed Funding (\$000s)				A1-600
4327433	FROM WEST OF NW 27 AVE	TO WEST OF NW 17 AVE		87260000	4.710	21.623	23.046	8	8	0		2015 - 2016	2016 - 2017	2017 - 2018	2018 - 2019	
										CONSTRUCTION	NHRE	3,756	0	0	0	

MIAMI-DADE METROPOLITAN PLANNING ORGANIZATION
TRANSPORTATION IMPROVEMENT PROGRAM
FEDERALLY-FUNDED PROJECTS

HIGHWAYS

MPO Project Num.	Facility/Project Name	County	Type of Work							Federal Funding Components				5-Yr Page Ref
Agency Project Num.	From / Location	To / Location	Old Item	Roadway ID	Length (miles)	Begin Point	End Point	Lanes						
								Exist	Improv	Add'l				

DT4327435	SR 817/NW 27 AVENUE		MIAMI-DADE	INTERSECTION IMPROVEMENT						Activity /Phase	Funding Source	Proposed Funding (\$000s)				A1-601
4327435	FROM NW 165 STREET	TO NW 171 STREET		87019000	.485	1.6	2	6	6	0		2015 - 2016	2016 - 2017	2017 - 2018	2018 - 2019	
CONSTRUCTION											HSP	672	0	0	0	

DT4330592	SR 5/BISCAYNE BLVD.		MIAMI-DADE	INTERSECTION IMPROVEMENT						Activity /Phase	Funding Source	Proposed Funding (\$000s)				A1-606
4330592	FROM NE 32ND STREET	TO NE 38TH STREET		87030000	.316	13.289	13.605	4	0	0		2015 - 2016	2016 - 2017	2017 - 2018	2018 - 2019	
CONSTRUCTION											HSP	0	1,236	0	0	

DT4332641	SR 94/KENDALL DRIVE		MIAMI-DADE	INTERSECTION IMPROVEMENT						Activity /Phase	Funding Source	Proposed Funding (\$000s)				A1-608
4332641	FROM W OF SW 127 AVENUE	TO W OF SW 122 AVENUE		87001000	.592	4.782	5.311	0	0	0		2015 - 2016	2016 - 2017	2017 - 2018	2018 - 2019	
CONSTRUCTION											HSP	1,041	0	0	0	

DT4332661	SR 90/SW 8 STREET	MIAMI-DADE	INTERSECTION IMPROVEMENT							Activity /Phase	Funding Source	Proposed Funding (\$000s)				A1-609
4332661	AT SR 953/LEJEUNE ROAD		87120000	.001	13.619	13.62	0	0	0			2015 - 2016	2016 - 2017	2017 - 2018	2018 - 2019	
							CONSTRUCTION			HSP	496	0	0	0		

DT4332831	SR 9/NW/SW/27 AVENUE		MIAMI-DADE	INTERSECTION IMPROVEMENT						Activity /Phase	Funding Source	Proposed Funding (\$000s)				A1-610
4332831	FROM SW 10TH STREET	TO NW 1ST STREET		87240000	.713	1.689	2.273	0	0	0		2015 - 2016	2016 - 2017	2017 - 2018	2018 - 2019	
CONSTRUCTION											HSP	1,530	0	0	0	
CONTRACT INCENTIVES											SA	0	0	100	0	

MIAMI-DADE METROPOLITAN PLANNING ORGANIZATION
TRANSPORTATION IMPROVEMENT PROGRAM
FEDERALLY-FUNDED PROJECTS

HIGHWAYS

MPO Project Num.	Facility/Project Name	County	Type of Work							Federal Funding Components				5-Yr Page Ref
Agency Project Num.	From / Location	To / Location	Old Item	Roadway ID	Length (miles)	Begin Point	End Point	Lanes						
								Exist	Improv	Add'l				

DT4332861	SR 992/SW 152 STREET		MIAMI-DADE	INTERSECTION IMPROVEMENT						Activity /Phase	Funding Source	Proposed Funding (\$000s)				A1-611
4332861	FROM SW 93 AVENUE	TO SR 5/US-1		87039000	.158	2.304	2.462	4	0	0		2015 - 2016	2016 - 2017	2017 - 2018	2018 - 2019	
CONSTRUCTION											HSP	0	746	0	0	

DT4332862	SR 992/SW 152 STREET		MIAMI-DADE	RESURFACING						Activity /Phase	Funding Source	Proposed Funding (\$000s)				A1-612
4332862	FROM SR 821 HEFT NB RAMP	TO SR 5/US-1		87039000	2.366	0.096	2.462	3	3	0		2015 - 2016	2016 - 2017	2017 - 2018	2018 - 2019	
CONSTRUCTION											SA	0	2,792	0	0	

DT4334431	SAFE RTS. TO SCHOOL		MIAMI-DADE	PEDESTRIAN SAFETY IMPROVEMENT						Activity /Phase	Funding Source	Proposed Funding (\$000s)				A1-616
4334431	P.R.MILLER;N.HIALEAH;OAK GROVE;N.BRDG;L.LENTN ELEM				.000	0	0	0	0	0		2015 - 2016	2016 - 2017	2017 - 2018	2018 - 2019	
CONSTRUCTION											TALU	663	0	0	0	
CONSTRUCTION											SA	5	0	0	0	

DT4334441	SAFE RTS. TO SCHOOL		MIAMI-DADE	PEDESTRIAN SAFETY IMPROVEMENT						Activity /Phase	Funding Source	Proposed Funding (\$000s)				A1-617
4334441	J.MCCRARY;T.L'OUVERTURE; KENSINGTON PK;S.CLARA;PW				.000	0	0	0	0	0		2015 - 2016	2016 - 2017	2017 - 2018	2018 - 2019	
CONSTRUCTION											TALU	582	0	0	0	
CONSTRUCTION											SA	5	0	0	0	

MIAMI-DADE METROPOLITAN PLANNING ORGANIZATION
TRANSPORTATION IMPROVEMENT PROGRAM
FEDERALLY-FUNDED PROJECTS

HIGHWAYS

MPO Project Num.	Facility/Project Name	County	Type of Work							Federal Funding Components				5-Yr Page Ref
Agency Project Num.	From / Location	To / Location	Old Item	Roadway ID	Length (miles)	Begin Point	End Point	Lanes						
								Exist	Improv	Add'l				

DT4334511	SR 90/SW 8 STREET		MIAMI-DADE	INTERSECTION IMPROVEMENT						Activity /Phase	Funding Source	Proposed Funding (\$000s)				A1-618
4334511	FROM SW 39TH AVENUE	TO WEST OF SW 33RD AVENUE		87120000	.623	13.801	14.432	0	0	0		2015 - 2016	2016 - 2017	2017 - 2018	2018 - 2019	

CONSTRUCTION										HSP	578	0	0	0
--------------	--	--	--	--	--	--	--	--	--	-----	-----	---	---	---

DT4334541	S.W. 168TH STREET		MIAMI-DADE	INTERSECTION IMPROVEMENT						Activity /Phase	Funding Source	Proposed Funding (\$000s)				A1-619
4334541	AT SW 197 AVENUE			87000304	1.000	3.1	4.1	2	0	0		2015 - 2016	2016 - 2017	2017 - 2018	2018 - 2019	

CONSTRUCTION										HSP	92	16	0	0
CONSTRUCTION										SA	5	0	0	0

DT4334551	SR 5/US-1		MIAMI-DADE	INTERSECTION IMPROVEMENT						Activity /Phase	Funding Source	Proposed Funding (\$000s)				A1-620
4334551	FROM SW 37 AVENUE	TO PONCE DE LEON		87030000	.341	5.054	5.395	0	0	0		2015 - 2016	2016 - 2017	2017 - 2018	2018 - 2019	

CONSTRUCTION										HSP	0	0	4,237	0
--------------	--	--	--	--	--	--	--	--	--	-----	---	---	-------	---

DT4334552	SR 5/US-1		MIAMI-DADE	INTERSECTION IMPROVEMENT						Activity /Phase	Funding Source	Proposed Funding (\$000s)				A1-622
4334552	AT RIVIERA DRIVE			87030000	.022	4.396	4.418	0	0	0		2015 - 2016	2016 - 2017	2017 - 2018	2018 - 2019	

RIGHT OF WAY										HSP	170	0	0	0
CONSTRUCTION										HSP	0	0	788	0
RIGHT OF WAY										SA	84	0	0	0

MIAMI-DADE METROPOLITAN PLANNING ORGANIZATION
TRANSPORTATION IMPROVEMENT PROGRAM
FEDERALLY-FUNDED PROJECTS

HIGHWAYS

MPO Project Num.	Facility/Project Name	County	Type of Work							Federal Funding Components				5-Yr Page Ref
Agency Project Num.	From / Location	To / Location	Old Item	Roadway ID	Length (miles)	Begin Point	End Point	Lanes						
								Exist	Improv	Add'l				

DT4334851	SR 5/US-1	MIAMI-DADE	INTERSECTION IMPROVEMENT								Activity /Phase	Funding Source	Proposed Funding (\$000s)				A1-623
4334851	AT GRAND AVENUE		87030000	.089	4.863	4.864	0	0	0	2015 - 2016			2016 - 2017	2017 - 2018	2018 - 2019		
							CONSTRUCTION			HSP	88	19	0	0			

DT4334891	SR 5/US-1	MIAMI-DADE	INTERSECTION IMPROVEMENT							Activity /Phase	Funding Source	Proposed Funding (\$000s)				A1-624
4334891	AT SW 104 STREET		87020000	.567	19.342	19.909	6	6	0			2015 - 2016	2016 - 2017	2017 - 2018	2018 - 2019	
							CONSTRUCTION			HSP	0	0	1,752	0		
							CONSTRUCTION			HSP	0	0	54	0		

DT4334901	SR 5/US-1		MIAMI-DADE	INTERSECTION IMPROVEMENT						Activity /Phase	Funding Source	Proposed Funding (\$000s)				A1-625
4334901	FROM SANTONA STREET	TO EAST OF GRANADA BLVD.		87030000	1.004	2.899	4.041	0	0			0	2015 - 2016	2016 - 2017	2017 - 2018	
								CONSTRUCTION			HSP	715	116	0	0	

DT4334911	SR 9/NW 27 AVENUE	MIAMI-DADE	INTERSECTION IMPROVEMENT							Activity /Phase	Funding Source	Proposed Funding (\$000s)				A1-626
4334911	AT NW 7 STREET		87240000	.231	2.721	2.722	0	0	0			2015 - 2016	2016 - 2017	2017 - 2018	2018 - 2019	
							CONSTRUCTION				HSP	216	0	0	0	

DT4334921	SR 953/LEJEUNE ROAD	MIAMI-DADE	INTERSECTION IMPROVEMENT							Activity /Phase	Funding Source	Proposed Funding (\$000s)				A1-627
4334921	FROM ALMERIA AVENUE TO MAJORCA AVENUE		87281000	.583	1.383	1.966	0	0	0			2015 - 2016	2016 - 2017	2017 - 2018	2018 - 2019	
							CONSTRUCTION			HSP	1,183	150	0	0		

MIAMI-DADE METROPOLITAN PLANNING ORGANIZATION
TRANSPORTATION IMPROVEMENT PROGRAM
FEDERALLY-FUNDED PROJECTS

HIGHWAYS

MPO Project Num.	Facility/Project Name	County	Type of Work							Federal Funding Components				5-Yr Page Ref
Agency Project Num.	From / Location	To / Location	Old Item	Roadway ID	Length (miles)	Begin Point	End Point	Lanes						
								Exist	Improv	Add'l				

DT4334931	SR 933/SW 12 AVENUE		MIAMI-DADE	INTERSECTION IMPROVEMENT						Activity /Phase	Funding Source	Proposed Funding (\$000s)				A1-628
4334931	FROM SW 6TH STREET	TO SW 8TH STREET		87085000	.126	1.005	1.131	0	0	0		2015 - 2016	2016 - 2017	2017 - 2018	2018 - 2019	
											CONSTRUCTION	HSP	598	0	0	0

DT4346051	91 ST/SURFSIDE ST INDIAN CREEK BRIDGE BRIDGE# 876100		MIAMI-DADE	PD&E/EMO STUDY						Activity /Phase	Funding Source	Proposed Funding (\$000s)				A1-634
4346051				87000202	.068	0.082	0.15	4	2	0		2015 - 2016	2016 - 2017	2017 - 2018	2018 - 2019	
											P D & E	SU	0	0	1,515	0

DT4346851	CITY OF MIAMI SPRNGS WESTWARD AVE		MIAMI-DADE	BIKE PATH/TRAIL						Activity /Phase	Funding Source	Proposed Funding (\$000s)				A1-637
4346851	FROM LUDLAM DRIVE	TO FLAMINGO CIRCLE		87000187	1.091	0	1.091	4	0	0		2015 - 2016	2016 - 2017	2017 - 2018	2018 - 2019	
											CONSTRUCTION	SA	5	0	0	0
											CONSTRUCTION	TALU	597	0	0	0

DT4346921	SOUTH MIAMI AVENUE		MIAMI-DADE	ROAD RECONST/REPAIR/OVERLAY						Activity /Phase	Funding Source	Proposed Funding (\$000s)				A1-638
4346921	FROM SW 10 STREET	TO SW 9 STREET		87067510	.065	0.133	0.198	2	0	0		2015 - 2016	2016 - 2017	2017 - 2018	2018 - 2019	
											CONSTRUCTION	TALU	0	0	0	400
											CONSTRUCTION	SA	0	0	0	5

MIAMI-DADE METROPOLITAN PLANNING ORGANIZATION
TRANSPORTATION IMPROVEMENT PROGRAM
FEDERALLY-FUNDED PROJECTS

HIGHWAYS

MPO Project Num.	Facility/Project Name	County	Type of Work							Federal Funding Components				5-Yr Page Ref
Agency Project Num.	From / Location	To / Location	Old Item	Roadway ID	Length (miles)	Begin Point	End Point	Lanes						
								Exist	Improv	Add'l				

DT4347661	SR 953/LEJEUNE ROAD	MIAMI-DADE	INTERSECTION IMPROVEMENT							Activity /Phase	Funding Source	Proposed Funding (\$000s)				A1-639
4347661	AT BIRD ROAD		87281000	.091	0.568	0.569	0	0	0			2015 - 2016	2016 - 2017	2017 - 2018	2018 - 2019	
							CONSTRUCTION				HSP	0	0	927	0	
							RIGHT OF WAY				HSP	2,164	0	0	0	

DT4347681	SR 932/NW 103 STREET		MIAMI-DADE	INTERSECTION IMPROVEMENT						Activity /Phase	Funding Source	Proposed Funding (\$000s)				A1-640
4347681	FROM SR 826	TO WEST 12TH AVENUE		87038000	1.078	1.071	2.149	6	0			0	2015 - 2016	2016 - 2017	2017 - 2018	
							CONSTRUCTION			HSP	0	655	0	0		

DT4347691	SR 953/LEJEUNE ROAD		MIAMI-DADE	INTERSECTION IMPROVEMENT						Activity /Phase	Funding Source	Proposed Funding (\$000s)				A1-642
4347691	FROM SW 2 STREET	TO NW 11 STREET		87281000	.863	2.994	4.017	0	0			0	2015 - 2016	2016 - 2017	2017 - 2018	
								CONSTRUCTION		HSP	0	622	86	0		

DT4347711	SR 976/BIRD ROAD		MIAMI-DADE	INTERSECTION IMPROVEMENT						Activity /Phase	Funding Source	Proposed Funding (\$000s)				A1-643
4347711	FROM SW 57TH AVENUE	TO ALHAMBRA CIRCLE		87044000	.300	6.124	6.424	5	0			0	2015 - 2016	2016 - 2017	2017 - 2018	
									CONSTRUCTION		HSP	0	981	0	0	

DT4347721	SR 90/SW 8TH STREET	MIAMI-DADE	INTERSECTION IMPROVEMENT							Activity /Phase	Funding Source	Proposed Funding (\$000s)				A1-644
4347721	AT SW 67TH AVENUE		87120000	.108	11.068	11.069	0	0	0			2015 - 2016	2016 - 2017	2017 - 2018	2018 - 2019	
							CONSTRUCTION			HSP	0	438	0	0		

MIAMI-DADE METROPOLITAN PLANNING ORGANIZATION
TRANSPORTATION IMPROVEMENT PROGRAM
FEDERALLY-FUNDED PROJECTS

HIGHWAYS

MPO Project Num.	Facility/Project Name	County	Type of Work							Federal Funding Components				5-Yr Page Ref
Agency Project Num.	From / Location	To / Location	Old Item	Roadway ID	Length (miles)	Begin Point	End Point	Lanes						
								Exist	Improv	Add'l				

DT4347731	SR A1A/COLLINS AVE.		MIAMI-DADE	INTERSECTION IMPROVEMENT							Activity /Phase	Funding Source	Proposed Funding (\$000s)				A1-645
4347731	FROM 4700 BLOCK	TO 5800 BLOCK		87060000	1.279	7.184	8.463	0	0	0			2015 - 2016	2016 - 2017	2017 - 2018	2018 - 2019	
							CONSTRUCTION				HSP	0	2,156	242	0		

DT4347761	SR 94/KENDALL DRIVE	MIAMI-DADE	INTERSECTION IMPROVEMENT							Activity /Phase	Funding Source	Proposed Funding (\$000s)				A1-646
4347761	AT SW 107 AVENUE		87001000	.242	6.996	7.238	0	0	0			2015 - 2016	2016 - 2017	2017 - 2018	2018 - 2019	
							CONSTRUCTION			HSP	0	1,348	195	0		

DT4347781	SR 112/ARTHUR GODFRY		MIAMI-DADE	INTERSECTION IMPROVEMENT						Activity /Phase	Funding Source	Proposed Funding (\$000s)				A1-647
4347781	FROM ALTON ROAD	TO WEST OF PINE TREE		87016000	.585	0	0.585	4	0			0	2015 - 2016	2016 - 2017	2017 - 2018	
								CONSTRUCTION			HSP	0	1,434	340	0	

DT4348101	SR 25/OKEECHOBEE RD.	MIAMI-DADE	INTERSECTION IMPROVEMENT							Activity /Phase	Funding Source	Proposed Funding (\$000s)				A1-648
4348101	AT WEST 12TH AVENUE		87090000	.161	11.489	11.65	6	6	0			2015 - 2016	2016 - 2017	2017 - 2018	2018 - 2019	
							CONSTRUCTION			HSP	310	61	0	0		

DT4354781	SAFE RTS. TO SCHOOL	MIAMI-DADE	PEDESTRIAN SAFETY IMPROVEMENT							Activity /Phase	Funding Source	Proposed Funding (\$000s)				A1-663
4354781	N. BEACH ELEMENTARY & NAUTILUS MIDDLE SCHOOL			.000	0	0	0	0	0			2015 - 2016	2016 - 2017	2017 - 2018	2018 - 2019	
							CONSTRUCTION			SA	0	2	0	0		
							CONSTRUCTION			TALU	0	89	0	0		

MIAMI-DADE METROPOLITAN PLANNING ORGANIZATION
TRANSPORTATION IMPROVEMENT PROGRAM
FEDERALLY-FUNDED PROJECTS

HIGHWAYS

MPO Project Num.	Facility/Project Name	County	Type of Work							Federal Funding Components				5-Yr Page Ref
Agency Project Num.	From / Location	To / Location	Old Item	Roadway ID	Length (miles)	Begin Point	End Point	Lanes						
								Exist	Improv	Add'l				

DT4354791	SAFE RTS. TO SCHOOL	MIAMI-DADE	PEDESTRIAN SAFETY IMPROVEMENT							Activity /Phase	Funding Source	Proposed Funding (\$000s)				A1-664
4354791	FEINBERG-FISHER K-8 CENTR			.000	0	0	0	0	0			2015 - 2016	2016 - 2017	2017 - 2018	2018 - 2019	
										PRELIMINARY ENGINEERING	TALU	15	0	0	0	
										CONSTRUCTION	TALU	0	161	0	0	
										CONSTRUCTION	SA	0	2	0	0	

DT4354801	SAFE RTS. TO SCHOOL	MIAMI-DADE	PEDESTRIAN SAFETY IMPROVEMENT							Activity /Phase	Funding Source	Proposed Funding (\$000s)				A1-665
4354801	HIALEAH GARDNS ELEMENTARY			.000	0	0	0	0	0			2015 - 2016	2016 - 2017	2017 - 2018	2018 - 2019	
										CONSTRUCTION	SA	0	2	0	0	
										CONSTRUCTION	TALU	0	147	0	0	
										PRELIMINARY ENGINEERING	TALU	19	0	0	0	

DT4354811	SAFE RTS. TO SCHOOL	MIAMI-DADE	PEDESTRIAN SAFETY IMPROVEMENT							Activity /Phase	Funding Source	Proposed Funding (\$000s)				A1-666
4354811	KINLOCH PARK ELEMENTARY & MIDDLE SCHOOLS			.000	0	0	0	0	0			2015 - 2016	2016 - 2017	2017 - 2018	2018 - 2019	
										CONSTRUCTION	SA	0	2	0	0	
										CONSTRUCTION	TALU	0	155	0	0	
										PRELIMINARY ENGINEERING	TALU	20	0	0	0	

MIAMI-DADE METROPOLITAN PLANNING ORGANIZATION
TRANSPORTATION IMPROVEMENT PROGRAM
FEDERALLY-FUNDED PROJECTS

HIGHWAYS

MPO Project Num.	Facility/Project Name	County	Type of Work							Federal Funding Components				5-Yr Page Ref
Agency Project Num.	From / Location	To / Location	Old Item	Roadway ID	Length (miles)	Begin Point	End Point	Lanes						
								Exist	Improv	Add'l				

DT4355051	CITY OF MIAMI GARDENS NW 191 ST/BETTY FERGUSON RECREATION COMPLEX	MIAMI-DADE	BIKE PATH/TRAIL							Activity /Phase	Funding Source	Proposed Funding (\$000s)				A1-667
4355051				.000	0	0	0	0	0			2015 - 2016	2016 - 2017	2017 - 2018	2018 - 2019	
										CONSTRUCTION	SA	0	3	0	0	
										CONSTRUCTION	TALT	0	624	0	0	
										CONSTRUCTION	TALU	0	376	0	0	

DT4355071	CITY OF MIAMI ALONG NW 17 ST	MIAMI-DADE	BIKE PATH/TRAIL							Activity /Phase	Funding Source	Proposed Funding (\$000s)				A1-669
4355071	FROM NW 7 AVE	TO NW 9 AVE		.000	0	0	0	0	0			2015 - 2016	2016 - 2017	2017 - 2018	2018 - 2019	
										CONSTRUCTION	TALU	0	123	0	0	
										CONSTRUCTION	SA	0	3	0	0	

DT4355081	CITY OF MIAMI MIAMI WOMAN'S CLUB BAYWALK	MIAMI-DADE	BIKE PATH/TRAIL							Activity /Phase	Funding Source	Proposed Funding (\$000s)				A1-670
4355081				.000	0	0	0	0	0			2015 - 2016	2016 - 2017	2017 - 2018	2018 - 2019	
										CONSTRUCTION	SA	0	0	2	0	
										CONSTRUCTION	TALU	0	0	66	0	

DT4355091	TOWN OF MIAMI LAKES CITYWIDE BICYCLE/ PEDESTRIAN IMPROVEMENTS	MIAMI-DADE	BIKE PATH/TRAIL							Activity /Phase	Funding Source	Proposed Funding (\$000s)				A1-671
4355091				.000	0	0	0	0	0			2015 - 2016	2016 - 2017	2017 - 2018	2018 - 2019	
										CONSTRUCTION	TALT	0	0	801	0	
										CONSTRUCTION	SA	0	0	2	0	
										CONSTRUCTION	TALU	0	0	199	0	

**MIAMI-DADE METROPOLITAN PLANNING ORGANIZATION
TRANSPORTATION IMPROVEMENT PROGRAM
FEDERALLY-FUNDED PROJECTS**

HIGHWAYS

MPO Project Num.	Facility/Project Name	County	Type of Work							Federal Funding Components				5-Yr Page Ref
Agency Project Num.	From / Location	To / Location	Old Item	Roadway ID	Length (miles)	Begin Point	End Point	Lanes						
								Exist	Improv	Add'l				

DT4357601	SR 826/PALMETTO EXPY		MIAMI-DADE	ADD LANES & RECONSTRUCT						Activity /Phase	Funding Source	Proposed Funding (\$000s)				A1-673
4357601	FROM I-75	TO N.OF CANAL C-8 BRDG (APPROX NW 162ST)		87260000	1.882	14.972	16.854	6	6	2		2015 - 2016	2016 - 2017	2017 - 2018	2018 - 2019	
PRELIMINARY ENGINEERING											ACNP	5,900	0	0	0	

DT4357602	SR 826/PALMETTO EXPY		MIAMI-DADE	ADD LANES & RECONSTRUCT						Activity /Phase	Funding Source	Proposed Funding (\$000s)				A1-674
4357602	FROM N.OF CANAL C-8 BRDG(162ST)	TO E.OF NW 67 AVE		87260000	1.263	16.854	18.117	6	6	4		2015 - 2016	2016 - 2017	2017 - 2018	2018 - 2019	
PRELIMINARY ENGINEERING											ACNP	0	6,300	0	0	

DT4357603	SR 826/PALMETTO EXPY		MIAMI-DADE	ADD LANES & RECONSTRUCT						Activity /Phase	Funding Source	Proposed Funding (\$000s)				A1-675
4357603	FROM E. OF NW 67 AVE	TO E. OF NW 57 AVE		87260000	.963	18.117	19.08	6	6	4		2015 - 2016	2016 - 2017	2017 - 2018	2018 - 2019	
PRELIMINARY ENGINEERING											ACNP	0	5,300	0	0	

DT4357604	SR 826/PALMETTO EXPY		MIAMI-DADE	ADD LANES & RECONSTRUCT						Activity /Phase	Funding Source	Proposed Funding (\$000s)				A1-676
4357604	FROM E. OF NW 57 AVE	TO E. OF NW 42 AVE		87260000	1.420	19.08	20.5	6	6	4		2015 - 2016	2016 - 2017	2017 - 2018	2018 - 2019	
PRELIMINARY ENGINEERING											ACNP	0	6,500	0	0	

DT4357605	SR 826/PALMETTO EXPY		MIAMI-DADE	ADD LANES & RECONSTRUCT						Activity /Phase	Funding Source	Proposed Funding (\$000s)				A1-677
4357605	FROM E. OF NW 42 AVE	TO E. OF NW 32 AVE		87260000	1.000	20.5	21.5	6	6	4		2015 - 2016	2016 - 2017	2017 - 2018	2018 - 2019	
PRELIMINARY ENGINEERING											ACNP	0	4,400	0	0	

MIAMI-DADE METROPOLITAN PLANNING ORGANIZATION
TRANSPORTATION IMPROVEMENT PROGRAM
FEDERALLY-FUNDED PROJECTS

HIGHWAYS

MPO Project Num.	Facility/Project Name	County	Type of Work							Federal Funding Components				5-Yr Page Ref
Agency Project Num.	From / Location	To / Location	Old Item	Roadway ID	Length (miles)	Begin Point	End Point	Lanes						
								Exist	Improv	Add'l				

DT4357606	SR 826/PALMETTO EXPY		MIAMI-DADE	ADD LANES & RECONSTRUCT						Activity /Phase	Funding Source	Proposed Funding (\$000s)				A1-678
4357606	FROM E. OF NW 32 AVE	TO W. OF NW 17 AVE		87260000	.755	21.5	22.255	8	8	2		2015 - 2016	2016 - 2017	2017 - 2018	2018 - 2019	
PRELIMINARY ENGINEERING											ACNP	0	6,700	0	0	

DT4363101	SR 973/SW 87 AVENUE		MIAMI-DADE	INTERSECTION IMPROVEMENT						Activity /Phase	Funding Source	Proposed Funding (\$000s)				A1-686
4363101	FROM SW 14 STREET	TO SW 4 STREET			.689							2015 - 2016	2016 - 2017	2017 - 2018	2018 - 2019	
PRELIMINARY ENGINEERING											HSP	150	0	0	0	
CONSTRUCTION											HSP	0	0	409	0	

DT4363111	SR 90/SW 8 STREET		MIAMI-DADE	INTERSECTION IMPROVEMENT						Activity /Phase	Funding Source	Proposed Funding (\$000s)				A1-687
4363111	FROM EAST OF SW 90 AVENUE	TO EAST OF SW 86 COURT			.590							2015 - 2016	2016 - 2017	2017 - 2018	2018 - 2019	
CONSTRUCTION											HSP	0	0	1,102	0	
PRELIMINARY ENGINEERING											HSP	332	0	0	0	

DT4363131	SR 25/OKEECHOBEE RD		MIAMI-DADE	INTERSECTION IMPROVEMENT						Activity /Phase	Funding Source	Proposed Funding (\$000s)				A1-689
4363131	FROM NW 186 STREET	TO NW 170 STREET			.341							2015 - 2016	2016 - 2017	2017 - 2018	2018 - 2019	
CONSTRUCTION											HSP	93	14	0	0	

MIAMI-DADE METROPOLITAN PLANNING ORGANIZATION
TRANSPORTATION IMPROVEMENT PROGRAM
FEDERALLY-FUNDED PROJECTS

HIGHWAYS

MPO Project Num.	Facility/Project Name	County	Type of Work							Federal Funding Components				5-Yr Page Ref
Agency Project Num.	From / Location	To / Location	Old Item	Roadway ID	Length (miles)	Begin Point	End Point	Lanes						
								Exist	Improv	Add'l				

DT4363851	SR 9/NW 27 AVENUE	MIAMI-DADE	INTERSECTION IMPROVEMENT							Activity /Phase	Funding Source	Proposed Funding (\$000s)				A1-692
4363851	AT NW 17TH STREET			.147								2015 - 2016	2016 - 2017	2017 - 2018	2018 - 2019	
							PRELIMINARY ENGINEERING			HSP	140	0	0	0		
							CONSTRUCTION			HSP	0	0	426	0		

DT4363861	SR 976/BIRD ROAD	MIAMI-DADE	INTERSECTION IMPROVEMENT							Activity /Phase	Funding Source	Proposed Funding (\$000s)				A1-693
4363861	AT SW 97 AVENUE			.144								2015 - 2016	2016 - 2017	2017 - 2018	2018 - 2019	
								RIGHT OF WAY		HSP	51	0	0	0		
								CONSTRUCTION		HSP	0	0	328	50		

DT4364041	SR 934/E. 25 ST/NW 79 ST		MIAMI-DADE	INTERSECTION IMPROVEMENT							Activity /Phase	Funding Source	Proposed Funding (\$000s)				A1-694
4364041	FROM W. 4 AVE/NW 47 AVE	TO E 12 AVE/NW 37 AVE			.995									2015 - 2016	2016 - 2017	2017 - 2018	
									CONSTRUCTION		HSP	0	0	0	1,143		
									PRELIMINARY ENGINEERING		HSP	294	0	0	0		

DT4364791	SR 934/NW 74 STREET		MIAMI-DADE	INTERSECTION IMPROVEMENT						Activity /Phase	Funding Source	Proposed Funding (\$000s)				A1-697
4364791	FROM SR 826/PALMETTO EXPWY	TO SR 25/OKEECHOBEE RD			1.468								2015 - 2016	2016 - 2017	2017 - 2018	
								RIGHT OF WAY			ACNP	0	0	250	0	
								PRELIMINARY ENGINEERING			ACNP	228	0	0	0	

MIAMI-DADE METROPOLITAN PLANNING ORGANIZATION
TRANSPORTATION IMPROVEMENT PROGRAM
FEDERALLY-FUNDED PROJECTS

HIGHWAYS

MPO Project Num.	Facility/Project Name	County	Type of Work							Federal Funding Components				5-Yr Page Ref
Agency Project Num.	From / Location	To / Location	Old Item	Roadway ID	Length (miles)	Begin Point	End Point	Lanes						
								Exist	Improv	Add'l				

DT4366031	SAFE RTS. TO SCHOOL	MIAMI-DADE	PEDESTRIAN SAFETY IMPROVEMENT							Activity /Phase	Funding Source	Proposed Funding (\$000s)				A1-713
4366031	WALK SAFE EDUCATIONAL COMPONENT & DISSEMINATION			.000								2015 - 2016	2016 - 2017	2017 - 2018	2018 - 2019	
										PLANNING	SA	5	0	0	0	
										PLANNING	TALU	640	0	0	0	

DT4366071	CITY OF MIAMI SPRINGS - RETROFITTING SIDEWALKS FOR ADA COMPLIANCE	MIAMI-DADE	PEDESTRIAN SAFETY IMPROVEMENT							Activity /Phase	Funding Source	Proposed Funding (\$000s)				A1-714
4366071				.000								2015 - 2016	2016 - 2017	2017 - 2018	2018 - 2019	
										CONSTRUCTION	SA	5	0	0	0	
										CONSTRUCTION	TALT	886	0	0	0	

DT4366091	CITY OF MIAMI - METROMOVER STATION ACCESS IMPROVEMENTS	MIAMI-DADE	SIDEWALK							Activity /Phase	Funding Source	Proposed Funding (\$000s)				A1-715
4366091				.000								2015 - 2016	2016 - 2017	2017 - 2018	2018 - 2019	
										CONSTRUCTION	SA	0	0	5	0	
										CONSTRUCTION	TALU	0	0	362	0	

DT4366111	VILLAGE OF VIRGINA GARDENS - 40TH STREET SIDEWALK AND ADA IMPROVEMENT	MIAMI-DADE	SIDEWALK							Activity /Phase	Funding Source	Proposed Funding (\$000s)				A1-716
4366111				.000								2015 - 2016	2016 - 2017	2017 - 2018	2018 - 2019	
										CONSTRUCTION	SA	5	0	0	0	
										CONSTRUCTION	TALU	461	0	0	0	

MIAMI-DADE METROPOLITAN PLANNING ORGANIZATION
TRANSPORTATION IMPROVEMENT PROGRAM
FEDERALLY-FUNDED PROJECTS

HIGHWAYS

MPO Project Num.	Facility/Project Name	County	Type of Work							Federal Funding Components				5-Yr Page Ref
Agency Project Num.	From / Location	To / Location	Old Item	Roadway ID	Length (miles)	Begin Point	End Point	Lanes						
								Exist	Improv	Add'l				

DT4366181	TOWN OF MIAMI LAKES - SIDEWALK IMPROVEMENTS	MIAMI-DADE	BIKE LANE/SIDEWALK							Activity /Phase	Funding Source	Proposed Funding (\$000s)				A1-717
4366181				.000								2015 - 2016	2016 - 2017	2017 - 2018	2018 - 2019	
										CONSTRUCTION	TALU	0	0	0	600	
										CONSTRUCTION	SA	0	0	0	5	

DT4366251	CITY OF AVENTURA - COUNTRY CLUB DRIVE PEDESTRIAN SAFETY IMPROVEMENTS	MIAMI-DADE	PEDESTRIAN SAFETY IMPROVEMENT							Activity /Phase	Funding Source	Proposed Funding (\$000s)				A1-719
4366251				.000								2015 - 2016	2016 - 2017	2017 - 2018	2018 - 2019	
										CONSTRUCTION	SA	0	0	0	5	
										CONSTRUCTION	TALT	0	0	0	15	
										CONSTRUCTION	TALU	0	0	0	475	

DT4367361	CITY OF HIALEAH - WEST 4TH AVE SIDEWALK & GUARDRAIL IMPROVEMENTS	MIAMI-DADE	BIKE LANE/SIDEWALK							Activity /Phase	Funding Source	Proposed Funding (\$000s)				A1-720
4367361				.000								2015 - 2016	2016 - 2017	2017 - 2018	2018 - 2019	
										CONSTRUCTION	TALT	0	0	0	905	
										PRELIMINARY ENGINEERING	SA	5	0	0	0	
										CONSTRUCTION	SA	0	0	0	5	
										PRELIMINARY ENGINEERING	TALT	82	0	0	0	

MIAMI-DADE METROPOLITAN PLANNING ORGANIZATION
TRANSPORTATION IMPROVEMENT PROGRAM
FEDERALLY-FUNDED PROJECTS

HIGHWAYS

MPO Project Num.	Facility/Project Name	County	Type of Work							Federal Funding Components				5-Yr Page Ref
Agency Project Num.	From / Location	To / Location	Old Item	Roadway ID	Length (miles)	Begin Point	End Point	Lanes						
								Exist	Improv	Add'l				

DT4367481	CITY OF MIAMI BEACH - PEDESTRIAN AND BICYCLE PATHWAY	MIAMI-DADE	BIKE PATH/TRAIL							Activity /Phase	Funding Source	Proposed Funding (\$000s)				A1-721
4367481				.000								2015 - 2016	2016 - 2017	2017 - 2018	2018 - 2019	
										CONSTRUCTION	TALU	0	0	0	703	
										CONSTRUCTION	TALT	0	0	0	297	
										CONSTRUCTION	SA	0	0	0	5	

DT4367801	SR 25 / NW 36TH STREET	MIAMI-DADE	RAIL SAFETY PROJECT							Activity /Phase	Funding Source	Proposed Funding (\$000s)				A1-723
4367801	RAILROAD SAFETY IMPROVEMENT @ RAILROAD XING #628377P			.036								2015 - 2016	2016 - 2017	2017 - 2018	2018 - 2019	
										RAILROAD & UTILITIES	RHP	236	0	0	0	

DT4367811	NW 89TH AVENUE FEC RAILROAD CROSSING #272763L	MIAMI-DADE	RAIL SAFETY PROJECT							Activity /Phase	Funding Source	Proposed Funding (\$000s)				A1-723
4367811				.000								2015 - 2016	2016 - 2017	2017 - 2018	2018 - 2019	
										RAILROAD & UTILITIES	RHP	271	0	0	0	

DT4367921	WEST 1ST AVENUE	MIAMI-DADE	RAIL SAFETY PROJECT							Activity /Phase	Funding Source	Proposed Funding (\$000s)				A1-724
4367921	RAILROAD SAFETY IMPROVEMENT @ RAILROAD XING #272743A			.000								2015 - 2016	2016 - 2017	2017 - 2018	2018 - 2019	
										RAILROAD & UTILITIES	RHP	283	0	0	0	

MIAMI-DADE METROPOLITAN PLANNING ORGANIZATION
TRANSPORTATION IMPROVEMENT PROGRAM
FEDERALLY-FUNDED PROJECTS

HIGHWAYS

MPO Project Num.	Facility/Project Name	County	Type of Work							Federal Funding Components				5-Yr Page Ref
Agency Project Num.	From / Location	To / Location	Old Item	Roadway ID	Length (miles)	Begin Point	End Point	Lanes						
								Exist	Improv	Add'l				

DT4367931	NW 62ND STREET	MIAMI-DADE	RAIL SAFETY PROJECT							Activity /Phase	Funding Source	Proposed Funding (\$000s)				A1-724
4367931	RAILROAD SAFETY IMPROVEMENT	@ RAILROAD XING #628343V			.036							2015 - 2016	2016 - 2017	2017 - 2018	2018 - 2019	
RAILROAD & UTILITIES											RHP	197	0	0	0	

DT4369391	SAFE RTS. TO SCHOOL	MIAMI-DADE	PEDESTRIAN SAFETY IMPROVEMENT							Activity /Phase	Funding Source	Proposed Funding (\$000s)				A1-727
4369391	CUTLER BAY ACADEMY OF ADVANCE STUDIES				.000							2015 - 2016	2016 - 2017	2017 - 2018	2018 - 2019	
CONSTRUCTION											SA	0	5	0	0	
PRELIMINARY ENGINEERING											SA	5	0	0	0	
PRELIMINARY ENGINEERING											TALT	55	0	0	0	
CONSTRUCTION											TALU	0	353	0	0	

DT4369401	SAFE RTS. TO SCHOOL	MIAMI-DADE	PEDESTRIAN SAFETY IMPROVEMENT							Activity /Phase	Funding Source	Proposed Funding (\$000s)				A1-728
4369401	CITRUS GROVE;FAIRLAWN;SHENANDO				.000							2015 - 2016	2016 - 2017	2017 - 2018	2018 - 2019	
CONSTRUCTION											SA	0	0	5	0	
PRELIMINARY ENGINEERING											SA	0	5	0	0	
CONSTRUCTION											TALU	0	0	514	0	
PRELIMINARY ENGINEERING											TALT	0	76	0	0	

MIAMI-DADE METROPOLITAN PLANNING ORGANIZATION
TRANSPORTATION IMPROVEMENT PROGRAM
FEDERALLY-FUNDED PROJECTS

HIGHWAYS

MPO Project Num.	Facility/Project Name	County	Type of Work							Federal Funding Components				5-Yr Page Ref
Agency Project Num.	From / Location	To / Location	Old Item	Roadway ID	Length (miles)	Begin Point	End Point	Lanes						
								Exist	Improv	Add'l				

DT4369411	SAFE RTS. TO SCHOOL		MIAMI-DADE	PEDESTRIAN SAFETY IMPROVEMENT						Activity /Phase	Funding Source	Proposed Funding (\$000s)				A1-729
4369411	JMS BRIGHT/JW	JHNSN;MORNINGSDE;NATHN			.000							2015 - 2016	2016 - 2017	2017 - 2018	2018 - 2019	

CONSTRUCTION	TALU	0	0	336	0
CONSTRUCTION	SA	0	0	44	0
PRELIMINARY ENGINEERING	SA	0	5	0	0
PRELIMINARY ENGINEERING	TALT	0	55	0	0

Yearly Total	213,597	264,076	318,617	78,805
4 Year Total			875,095	

MIAMI-DADE METROPOLITAN PLANNING ORGANIZATION
TRANSPORTATION IMPROVEMENT PROGRAM
FEDERALLY-FUNDED PROJECTS

MAINTENANCE

MPO Project Num.	Facility/Project Name	County	Type of Work							Federal Funding Components				5-Yr Page Ref
Agency Project Num.	From / Location	To / Location	Old Item	Roadway ID	Length (miles)	Begin Point	End Point	Lanes						
								Exist	Improv	Add'l				

DT2507822	DISTRICTWIDE/LOAD RT COMPLEX STRUCTURE LOAD RATING	DIST/ST-WIDE	TRAFFIC ENGINEERING STUDY							Activity /Phase	Funding Source	Proposed Funding (\$000s)				A1-733
2507822				.000	0	0	0	0	0			2015 - 2016	2016 - 2017	2017 - 2018	2018 - 2019	

BRDG/RDWDY/CONTRACT MAINT	ACSB	200	0	0	0
BRDG/RDWDY/CONTRACT MAINT	ACSB	0	200	0	200

DT4329081	DISTRICTWIDE LOCAL GOVERNMENT IN-DEPTH BRIDGE INSPECTION	DIST/ST-WIDE	BRIDGE OPERATIONS							Activity /Phase	Funding Source	Proposed Funding (\$000s)				A1-737
4329081				.000	0	0	0	0	0			2015 - 2016	2016 - 2017	2017 - 2018	2018 - 2019	

BRDG/RDWDY/CONTRACT MAINT	ACSB	1,459	0	1,805	0
---------------------------	------	-------	---	-------	---

Yearly Total	1,659	200	1,805	200
4 Year Total			3,864	

MIAMI-DADE METROPOLITAN PLANNING ORGANIZATION
TRANSPORTATION IMPROVEMENT PROGRAM
FEDERALLY-FUNDED PROJECTS

MISCELLANEOUS

MPO Project Num.	Facility/Project Name	County	Type of Work							Federal Funding Components				5-Yr Page Ref
Agency Project Num.	From / Location	To / Location	Old Item	Roadway ID	Length (miles)	Begin Point	End Point	Lanes						
								Exist	Improv	Add'l				

DT2501155	ITS OPERATIONS CONSULTANT CONTRACT	DIST/ST-WIDE	TRAFFIC MANAGEMENT CENTERS							Activity /Phase	Funding Source	Proposed Funding (\$000s)				A1-743
2501155				.000	0	0	0	0	0			2015 - 2016	2016 - 2017	2017 - 2018	2018 - 2019	
										PRELIMINARY ENGINEERING	SA	0	2,218	2,202	2,234	

DT4147662	CITY OF MIAMI SPRINGS AT CURTISS MANSION	MIAMI-DADE	BIKE LANE/SIDEWALK							Activity /Phase	Funding Source	Proposed Funding (\$000s)				A1-762
4147662				.000	0	0	0	0	0			2015 - 2016	2016 - 2017	2017 - 2018	2018 - 2019	
										CONSTRUCTION	SA	0	5	0	0	
										CONSTRUCTION	TALU	0	145	0	0	

DT4209143	CITY OF MIAMI GARDENS RECREATIONAL SAFETY AND TRAIL ENHANCEMENT	MIAMI-DADE	BIKE PATH/TRAIL							Activity /Phase	Funding Source	Proposed Funding (\$000s)				A1-765
4209143				.000	0	0	0	0	0			2015 - 2016	2016 - 2017	2017 - 2018	2018 - 2019	
										CONSTRUCTION	SA	5	0	0	0	
										CONSTRUCTION	TALU	648	0	0	0	

DT4282101	SAFE RTS. TO SCHOOL (GRADES K-8)	MIAMI-DADE	PEDESTRIAN SAFETY IMPROVEMENT							Activity /Phase	Funding Source	Proposed Funding (\$000s)				A1-770
4282101	VARIOUS SCHOOLS/LOCATIONS			.000	0	0	0	0	0			2015 - 2016	2016 - 2017	2017 - 2018	2018 - 2019	
										CONSTRUCTION	TALU	0	673	0	0	
										CONSTRUCTION	SA	0	5	0	0	

MIAMI-DADE METROPOLITAN PLANNING ORGANIZATION
TRANSPORTATION IMPROVEMENT PROGRAM
FEDERALLY-FUNDED PROJECTS

MISCELLANEOUS

MPO Project Num.	Facility/Project Name	County	Type of Work							Federal Funding Components				5-Yr Page Ref			
Agency Project Num.	From / Location	To / Location	Old Item	Roadway ID	Length (miles)	Begin Point	End Point	Lanes			Activity /Phase	Funding Source	Proposed Funding (\$000s)				A1-771
								Exist	Improv	Add'l			2015 - 2016	2016 - 2017	2017 - 2018	2018 - 2019	
DT4282111	SAFE RTS. TO SCHOOL		MIAMI-DADE	PEDESTRIAN SAFETY IMPROVEMENT								Proposed Funding (\$000s)				A1-771	
4282111	CORAL WY, DEVONAIRE K-8; MAYA ANGELOU,MELROSE				.000	0	0	0	0			0	2015 - 2016	2016 - 2017	2017 - 2018		2018 - 2019
							CONSTRUCTION			TALU	0	605	0	0			
							CONSTRUCTION			SA	0	5	0	0			
DT4317511	SAFE RTS. TO SCHOOL NON-INFRASTRUCTURE		DIST/ST-WIDE	PEDESTRIAN SAFETY IMPROVEMENT						Activity /Phase	Funding Source	Proposed Funding (\$000s)				A1-772	
4317511	WALK SAFE PROGRAM				.000	0	0	0	0			0	2015 - 2016	2016 - 2017	2017 - 2018		2018 - 2019
							OPERATIONS			TALT	141	0	0	0			
DT4346871	VILLAGE OF PINECREST CITYWIDE BICYCLING IMPROVEMENTS		MIAMI-DADE	BIKE PATH/TRAIL						Activity /Phase	Funding Source	Proposed Funding (\$000s)				A1-781	
4346871					.000	0	0	0	0			0	2015 - 2016	2016 - 2017	2017 - 2018		2018 - 2019
							CONSTRUCTION			TALU	0	0	1,000	0			
DT4355011	MIAMI DADE PARK AND RECREATION BRICKELL STATION		MIAMI-DADE	BIKE PATH/TRAIL						Activity /Phase	Funding Source	Proposed Funding (\$000s)				A1-782	
4355011					.000	0	0	0	0			0	2015 - 2016	2016 - 2017	2017 - 2018		2018 - 2019
							CONSTRUCTION			TALT	0	741	0	0			
							CONSTRUCTION			SA	0	5	0	0			
							CONSTRUCTION			TALU	0	259	0	0			

MIAMI-DADE METROPOLITAN PLANNING ORGANIZATION
TRANSPORTATION IMPROVEMENT PROGRAM
FEDERALLY-FUNDED PROJECTS

MISCELLANEOUS

MPO Project Num.	Facility/Project Name	County	Type of Work							Federal Funding Components				5-Yr Page Ref
Agency Project Num.	From / Location	To / Location	Old Item	Roadway ID	Length (miles)	Begin Point	End Point	Lanes						
								Exist	Improv	Add'l				

DT4366101	HOBIE ISLAND, NORTH SIDE, SHORELINE AND ROADWAY PROTECTION		MIAMI-DADE	ROAD/SLOPE PROTECTION						Activity /Phase	Funding Source	Proposed Funding (\$000s)				A1-785
4366101					.692							2015 - 2016	2016 - 2017	2017 - 2018	2018 - 2019	

CONSTRUCTION											TALU	0	0	0	1,000
CONSTRUCTION											SA	0	0	0	5

Yearly Total	794	4,661	3,202	3,239
4 Year Total			11,896	

MIAMI-DADE METROPOLITAN PLANNING ORGANIZATION
TRANSPORTATION IMPROVEMENT PROGRAM
FEDERALLY-FUNDED PROJECTS

TRANSPORTATION PLANNING

MPO Project Num.	Facility/Project Name	County	Type of Work							Federal Funding Components				5-Yr Page Ref
Agency Project Num.	From / Location	To / Location	Old Item	Roadway ID	Length (miles)	Begin Point	End Point	Lanes						
								Exist	Improv	Add'l				

DT4034871	HPR PROGRAM TRANSPORTATION PLANNING ACTIVITIES	DIST/ST-WIDE	TRANSPORTATION PLANNING							Activity /Phase	Funding Source	Proposed Funding (\$000s)				A1-791
4034871				.000	0	0	0	0	0			2015 - 2016	2016 - 2017	2017 - 2018	2018 - 2019	
										PLANNING	HP	705	729	753	778	

DT4034881	HPR PROGRAM DATA COLLECTION ACTIVITIES	DIST/ST-WIDE	TRANSPORTATION STATISTICS							Activity /Phase	Funding Source	Proposed Funding (\$000s)				A1-794
4034881				.000	0	0	0	0	0			2015 - 2016	2016 - 2017	2017 - 2018	2018 - 2019	
										PLANNING	HP	200	200	200	200	

DT4034891	HPR PROGRAM SYSTEMS PLANNING ACTIVITIES	DIST/ST-WIDE	TRANSPORTATION PLANNING							Activity /Phase	Funding Source	Proposed Funding (\$000s)				A1-795
4034891				.000	0	0	0	0	0			2015 - 2016	2016 - 2017	2017 - 2018	2018 - 2019	
										PLANNING	HP	300	300	300	300	

DT4276051	MIAMI-DADE MPO UPWP FY 2014/2015 & 2015/16 PL	MIAMI-DADE	TRANSPORTATION PLANNING							Activity /Phase	Funding Source	Proposed Funding (\$000s)				A1-800
4276051				.000	0	0	0	0	0			2015 - 2016	2016 - 2017	2017 - 2018	2018 - 2019	
										PLANNING	PL	1,796	0	0	0	

DT4276052	MIAMI-DADE MPO UPWP FY 2016/2017 & 2017/2018 PL	MIAMI-DADE	TRANSPORTATION PLANNING							Activity /Phase	Funding Source	Proposed Funding (\$000s)				A1-801
4276052				.000	0	0	0	0	0			2015 - 2016	2016 - 2017	2017 - 2018	2018 - 2019	
										PLANNING	PL	0	1,796	1,796	0	

MIAMI-DADE METROPOLITAN PLANNING ORGANIZATION
TRANSPORTATION IMPROVEMENT PROGRAM
FEDERALLY-FUNDED PROJECTS

TRANSPORTATION PLANNING

MPO Project Num.	Facility/Project Name	County	Type of Work							Federal Funding Components				5-Yr Page Ref
Agency Project Num.	From / Location	To / Location	Old Item	Roadway ID	Length (miles)	Begin Point	End Point	Lanes						
								Exist	Improv	Add'l				

DT4276053	MIAMI-DADE MPO UPWP FY 2018/2019 & 2019/2020	MIAMI-DADE	TRANSPORTATION PLANNING							Activity /Phase	Funding Source	Proposed Funding (\$000s)				A1-802
4276053				.000	0	0	0	0	0			2015 - 2016	2016 - 2017	2017 - 2018	2018 - 2019	
										PLANNING	PL	0	0	0	1,796	

DT4366161	PROS AND UNIVERSITY OF MIAMI BIKESAFE PARTNERSHIP	MIAMI-DADE	PUBLIC INFORMATION/EDUCATION							Activity /Phase	Funding Source	Proposed Funding (\$000s)				A1-810
4366161				.000								2015 - 2016	2016 - 2017	2017 - 2018	2018 - 2019	
										PLANNING	SA	5	0	0	0	
										PLANNING	TALU	330	0	0	0	


Yearly Total	3,336	3,025	3,049	3,074
4 Year Total			12,484	

TOTAL ALL PROJECTS

Yearly Total	312,432	389,848	420,881	174,007
4 Year Total			1,297,168	

THIS PAGE INTENTIONALLY LEFT BLANK

TRANSPORTATION IMPROVEMENT PROGRAM (TIP)




PART TWO: 5-YEAR PROJECT LISTING



THIS PAGE INTENTIONALLY LEFT BLANK

TRANSPORTATION IMPROVEMENT PROGRAM (TIP)



PART TWO: 5-YEAR PROJECT LISTING Funding Summary



THIS PAGE INTENTIONALLY LEFT BLANK



Fiscal Years 2015/2016 - 2019/2020 Transportation Improvement Program


FUNDING SUMMARY

(Dollar Amounts in Thousands of YOE Dollars)

	PROPOSED	TENTATIVE PROGRAM				5-YEAR
PROGRAM CATEGORIES	2015-2016	2016-2017	2017-2018	2018-2019	2019-2020	TOTALS
State Highway Program (Primary) and Interstate	999,358	1,152,301	1,040,992	749,127	499,026	4,440,804
Turnpike	39,382	26,413	344,567	43,187	13,013	466,564
Miami-Dade Expressway Authority (MDX)	113,529	197,958	141,504	130,327	73,429	656,747
County Roads (Secondary)	18,951	14,248	14,248	13,598	13,348	74,393
Road Impact Fee	123,408	65,425	57,161	57,161	57,164	360,319
Local Option Gas Tax	TBD	TBD	TBD	TBD	TBD	TBD
People's Transportation Plan (PTP)	42,019	33,772	12,652	4,373	0	92,816
Private Sector	0	0	0	0	0	0
Airport Development	56,034	38,928	44,334	57,950	40,372	237,618
Seaport Development	70,054	33,500	43,153	30,000	0	176,707
Multimodal Public Transportation Improvements (Additional federal funding applied for)	225,619	281,279	274,850	205,972	180,362	1,168,082
Tri-County Commuter Rail (SFRTA) (Accounted for in FDOT District 4)	0	0	0	0	0	0
TOTALS (not including SFRTA)	1,688,354	1,843,824	1,973,461	1,291,697	876,714	7,674,050

THIS PAGE INTENTIONALLY LEFT BLANK

TRANSPORTATION IMPROVEMENT PROGRAM (TIP)



PART TWO: 5-YEAR PROJECT LISTING State Transportation System and Major Projects



THIS PAGE INTENTIONALLY LEFT BLANK



Fiscal Years 2015/2016 - 2019/2020 Transportation Improvement Program

STATE TRANSPORTATION SYSTEM AND MAJOR PROJECTS

Florida Department of Transportation, District Six

This section of the Transportation Improvement Program (TIP) focuses on the State Transportation System and Major Projects located within Miami-Dade County. The projects listed include improvements to highways, transit, aviation, rail, seaport, freight, and bicycle/pedestrian modes over the next five fiscal years. The Florida Department of Transportation (FDOT), District Six, section provides an overview of the following topics:

- The FDOT Five Year Work Program
- The Work Program Cycle
- Programs and Funding
- Strategic Intermodal System (SIS) Projects
- Other Major Corridor Improvements
- Intelligent Transportation System (ITS) Program
- Bicycle/Pedestrian Corridor Improvements
- Public Transportation Projects

The Florida Department of Transportation's Five Year Work Program

The FDOT District Six Work Program is a major component of the Miami-Dade Metropolitan Planning Organization's (MPO) TIP. The Work Program, which is updated annually, is a project specific list of transportation activities and improvements that the FDOT will undertake during the next five-year period. It is developed by the District in cooperation with the Miami-Dade MPO, and is consistent with the MPO Long Range Transportation Plan (LRTP), and MPO priorities. The projects must also meet the objectives of the 2060 Florida Transportation Plan (FTP). The first three years of the Adopted Work Program represent a commitment that local governments may rely on for planning purposes, and for the development of capital improvement elements of the local government comprehensive plans.

The Work Program Cycle

The Department coordinates development of the Work Program with the MPO TIP Committee process and input is received through public hearings. In the summer of 2014, FDOT began the new cycle to develop the "Tentative" Work Program for Fiscal Years (FY) 2016 - 2020. The final tentative program was sent to the Governor and the State Legislature for review in February 2015, and will become effective on July 1, 2015.

Programs and Funding

Program Descriptions

For budgeting purposes the FDOT's Work Program comprises five departmental programs including; Product, Product Support, Operations and Maintenance, Administration and Other. An overview of each program is summarized below:

FDOT, District Six - State Transportation System and Major Projects

- **Product** - The FDOT's Work Program Product consists of all transportation improvement projects for highways, bridges, transit, aviation, rail, seaport, freight, and bicycle/ pedestrian modes. It also includes the land cost of right-of-way acquisition, resurfacing improvements for preservation of the transportation system, and safety programs.
- **Product Support** - Product Support includes preparation of planning studies, project development and environmental studies, design plans, right-of-way support costs for managing acquisition activities, environmental mitigation as well as construction engineering and inspection of projects noted above under the heading - **Product**. It also includes management and program oversight for public transportation grants.
- **Operations and Maintenance** - Operations and Maintenance includes the activities necessary to maintain and operate the transportation infrastructure once it is constructed. This includes routine roadway and roadside maintenance, bridge inspection, traffic engineering and operations, toll collection, and enforcement of motor carrier compliance laws.
- **Fixed Capital** - Fixed capital comprises Work Program development, financial services and budget, information systems, legal, personnel, and contract administration functions. It also includes construction and rehabilitation of department buildings and facilities.
- **Other** - Other activities include debt service, State Infrastructure Bank (SIB) loan payback, maintenance of the FDOT's mobile equipment and operation of the FDOT warehouse and supply system.

Funding Overview

The Department's funds are allocated among seven Districts statewide. In Miami-Dade, the MPO in consultation with the Department, determines the best use of Miami-Dade's share of funding. The Department's resources are primarily from federal and state dedicated sources. The State Transportation Trust Fund and the Federal Highway Trust Fund receive revenue from specific tax sources for transportation purposes. Additional funding for Work Program projects comes from local and discretionary sources. By statute, the Department must develop a program that is balanced to cash and revenue forecasts.

The Department has programmed approximately \$3.75 billion for transportation product, product support, operations & maintenance, fixed capital and other over the next five years. The majority of the Department's \$3.75 billion budget is applied to the product budget in the amount of \$2.7 billion.

The product budget includes money spent on construction, public transportation, right-of-way, and other product. Approximately \$2.1 billion (75.9%) of the budget will go towards funding construction projects, which fall under four major construction categories: capacity improvement, safety, bridge, and resurfacing; approximately \$413.8 million (15.3%) will go towards public transportation programs and services; approximately \$204.1 million (7.5%) will go towards the purchasing of right-of-way; and the remaining \$34.5 million (1.3%) will be applied to other product, which consists of County Transportation Programs such as the County Incentive Grant Program and the Transportation Alternatives Program.

Strategic Intermodal System (SIS) Projects

Florida's Strategic Intermodal System (SIS) is a transportation system that comprises facilities and services of statewide and regional significance. The SIS includes linkages that provide for smooth and efficient transfers between modes and major facilities. The SIS is intended to integrate all modes of transportation into a single intermodal transportation network. The SIS was established to efficiently serve the mobility needs of Florida's citizens and businesses, as well as visitors, and to position Florida as a worldwide economic leader, with enhanced global competitiveness.

The SIS network of high-priority transportation facilities includes commercial airports, spaceports, deepwater seaports, freight rail terminals, passenger rail, intercity bus terminals, rail corridors, waterways and highways. These facilities carry more than 99% of all commercial air passengers, virtually all waterborne freight tonnage, almost all rail freight, 89 % of all interregional rail/bus passengers, more than 70% of all truck traffic and 55% of total traffic on the State Transportation System. The following are major SIS improvement projects in Miami-Dade County:

- **Miami Intermodal Center (MIC)**

The Miami Intermodal Center (MIC) Program includes a Rental Car Center, the MIC Central Station, the Miami International Airport (MIA) Mover, and various access road and major highway improvements. To date, all roadway improvements have been completed, which facilitates safe and efficient access for area businesses and the travelling public while the MIC Program is under construction. The Rental Car Center opened and began operations on July 13, 2010, and the MIA Mover, an automated people mover connecting MIA and the MIC, became operational on September 9, 2011. Metrorail Orange Line opened to revenue service on July 28, 2012. The notice to proceed for construction of the MIC Central Station was given on May 18, 2011 and is anticipated to be opened to the public in April 2015.

The MIC Central Station is an intermodal facility designed to accommodate and provide connectivity between various transportation modes. Built around the existing Tri-Rail tracks, the MIC Central Station will feature grade level tracks for Tri-Rail, Metrorail, AMTRAK, and can accommodate a 3rd rail platform for additional intercity rail or future high-speed rail service. The MIC Central Station will also include service for intercity bus, private vehicle parking, Metrobus, taxis, and shuttle buses currently serving MIA.

- **Port of Miami Tunnel Construction (POMT)**

The Port of Miami Tunnel (POMT) project is a public-private partnership where the responsibility to design, build, finance, operate, and maintain the project is transferred to the private sector. The POMT was completed by the MAT (Miami Access Tunnel) Concessionaire, LLC, in partnership with the FDOT, Miami-Dade County and the City of Miami. Construction began May 24, 2010 and was opened to the public on August 3, 2014. The Tunnel Boring Machine (TBM) began cutting into the ground in the Eastbound direction on November 11, 2011 and broke out on Dodge Island (PortMiami) on July 31, 2012. Approximately 751 Concrete Tunnel Lining Rings were installed in the 4,186 lineal feet (LF) bored Eastbound Tunnel. The TBM was then partially disassembled, turned around and reassembled to begin boring in the Westbound direction. The TBM began cutting into the ground in the Westbound direction on October 29, 2012 and broke out on Watson Island on May 6, 2013. Approximately 745 Concrete Tunnel Lining Rings were installed in the 4,152 LF bored Westbound Tunnel. The TBM was then dismantled and shipped back to Germany. The Concessionaire is operating and maintaining the tunnel for a period of 30 years.

The POMT links the Port directly to I-395 and I-95 via the MacArthur Causeway. It improves traffic flow and safety in downtown Miami by reducing the number of cargo trucks and cruise related vehicles on congested downtown streets. The POMT helps the Port remain competitive in seeking additional freight generated by the Panama Canal expansion project. The Port is the community's second largest economic generator, providing 176,000 jobs, \$6.4 billion in wages, and \$17 billion in economic output.

- **NW 25th Street Reconstruction and Viaduct Construction**

The NW 25th Street reconstruction and viaduct construction is divided into two separate projects. The first project, from the SR 826/Palmetto Expressway east to 67th Avenue, is complete. The second project, from the SR 826/Palmetto Expressway west to 89th Court, began construction in June 2012 and is scheduled to be completed in April 2016. The overall project includes: 1) the widening and reconstructing of NW 25th Street; and 2) building a viaduct (an elevated bridge) to separate truck traffic bound for the airport from 25th Street. With the completion of the second project, the viaduct is expected to alleviate heavy truck volumes, and improve traffic flow on NW 25th Street; and improve the movement of cargo to and from the west-side cargo facilities at MIA.

- **SR 826/836 Interchange Improvement**

The 16-mile north/south Palmetto Expressway corridor was divided into 12 separate segments for construction. Eleven of the segments have been completed to date, with the last completed project being the Bird Road to Sunset reconstruction, completed in 2012. The largest and final segment, the SR 826/836 Interchange reconstruction, began construction in November 2009. It has a 5-year construction schedule, with planned completion in early 2016.

New ramps were opened to traffic in 2013 including; northbound SR 826 to eastbound SR 836, northbound SR 826 to NW 25th Street and southbound SR 826 to westbound SR 836. Twenty-three out of forty-five bridges have been opened to date and traffic on eastbound SR 836 has been shifted onto the permanent eastbound Collector Distributor Road to allow for the reconstruction on mainline eastbound SR 836. This project will enhance safety, add capacity and increase the efficiency for motorists using the Interchange.

- **I-75/SR 826/Palmetto Expressway Express Lanes**

This project consists of the implementation of tolled express lanes along the SR 826/Palmetto Expressway from SR 968/Flagler Street to NW 154th Street and along I-75 from SR 826/Palmetto Expressway to NW 170th Street in Miami-Dade County. The project is approximately 13 miles in length and will provide continuity to the I-75 Express Lanes project in FDOT District Four, which extends to I-595 in Broward County. The design build phase for the first of five Broward County segments commenced in 2013. The remaining four Broward County segments are scheduled to commence in 2014.

The project is part of the emerging South Florida Express Lanes network. It will improve mobility, relieve congestion, accommodate future growth and development in the region, enhance emergency evacuation, and improve connectivity with SR 826, I-75, Gratigny Parkway, Florida's Turnpike, I-595, and the Sawgrass Expressway.

The total construction cost for the Miami-Dade design build project is \$244 million. Construction began in February 2014 and will last approximately three years. For information about the construction schedule or related information, please call Public Information Specialist Marta Rodriguez at (305) 470-5349 or visit www.PalmettoExpressLanes.com.

- **SR 826/Palmetto Expressway Eastbound to SR 9A/I-95 Northbound Ramp Connection**

The primary purpose of this project is to provide a direct ramp connection from eastbound SR 826/Palmetto Expressway to northbound I-95 (depicted as feature 1 in the graphic). The ramp connection, located within the Golden Glades Interchange, will lead to improved operations via a direct expressway-to-expressway connection between SR 826 and I-95, two of Miami-Dade's major expressways.

Other key features of this project include:

1. The relocation of the NW 12th Avenue on-ramp to I-95 northbound and southbound with an increase in ramp curvature to enhance safety.
2. Provision of Texas U-Turns at NW 12th Avenue and NW 17th Avenue interchanges.
3. Widening of the Turnpike connector to provide two lanes from the Turnpike southbound merging with the SR 836 eastbound to I-95 southbound traffic.
4. Replacement of the SR 826 Connector Bridge and NW 167th Street westbound to I-95 Ramp Bridge to accommodate direct flyover connection ramp and SR 7/US 441 northbound lanes.
5. Provision of signalized dual left turn lanes from SR 826 to northbound Turnpike.
6. Relocation of Turnpike Connector to SR 7/US 441 Off-Ramp to increase distance between signals in order to improve operations along the Turnpike Connector.
7. Widening of I-95 southbound from the interchange to NW 151st Street in order to accommodate the additional lane from the Turnpike Connector.
8. The provision of dual northbound left turn lanes of NW 2nd Avenue and NW 167th Street intersection to improve intersection operations.

Approximately \$118 million has been programmed for construction and construction support in FY 2017. The project development and environment activities are currently underway.

- **SR 997/Krome Avenue Corridor Improvements**

SR 997/Krome Avenue is a major north-south SIS corridor that extends from US 1 in Florida City to US 27/Okeechobee Road. The Krome Avenue corridor serves a mix of users ranging from commuters, trucks, and farm equipment within the agricultural area. This project will improve safety for all users along the corridor. The existing two-lane undivided roadway will be widened to a four-lane divided section with inside and outside shoulders. Upon completion, there will be two northbound lanes and two southbound lanes. This corridor has been broken down into several segments for design and construction with notable progress as follows:

1. SR 94/Kendall Drive to SR 90/SW 8th Street - Construction and widening to 4 lanes is expected to begin in March 2015.
2. SW 136th Street to SR 94/Kendall Drive. - Construction and widening to 4 lanes is expected to begin in May 2016.
3. North of SR 90/SW 8th Street to Mile Post 2.754 - Construction and widening to 4 lanes is expected to begin in July 2015.
4. Mile Post 2.754 to Mile Post 5.122 - This project is currently in the design phase. Construction and widening to 4 lanes is expected to begin in July 2015.

5. Mile Post 5.122 to Mile Post 8.151 - This project is currently in the design phase. Construction and widening to 4 lanes is expected to begin in June 2015.
6. Mile Post 8.151 to Mile Post 10.935 - This project is currently in the design phase. Construction and widening to 4 lanes is expected to begin in April 2015.
7. Mile Post 10.935 to South of Okeechobee Road/Mile Post 14.032 - This project is currently in the design phase. Construction and widening to 4 lanes is expected to begin in March 2016.
8. SW 312 St to SW 296 St - This project is currently in the design phase. Construction is scheduled to begin in August 2019.
9. SW 296 St to South of SW 232 St - This project is currently in the design phase. Construction is scheduled to begin in July 2019.
10. SW 232 St to SW 184 St - This project is currently in the design phase. Construction is scheduled to begin in September 2018.
11. SW 184 St to SW 136 St - This project is currently in the design phase. Construction is scheduled to begin in August 2018.

- **I-395 Corridor Improvements**

This project involves the rebuilding of the Interstate 395 (I-395) corridor from its terminus at the west of the I-95/Midtown Interchange (I-95/State Road 836/I-395) to its corridor terminus at the West Channel Bridges of US 41/MacArthur Causeway, approximately 1.4 miles. I-395 is a major east-west connector serving Miami Beach and the port. Proposed improvements include: (1) Building new elevated ramps (one eastbound and one westbound) that will provide direct linkage between I-95 and I-395. (2) Improving roadway design including updating the alignment and upgrading the roadway surface. (3) Creating an aesthetically appealing bridge. (4) Building vertically higher structures that will improve the visual quality of the bridge. The construction cost is estimated between \$500 million and \$600 million.

- **Golden Glades Intermodal Center**

Located in northern Miami-Dade County, adjacent to city of Miami Gardens, North Miami Beach, North Miami and the Golden Glades Community. The center will feature a multi-story parking garage with 920 spaces, a surface parking north lot with 223 spaces, and a surface parking south lot with 545 spaces, equaling to a total of 1,688 parking spaces. The complex will also feature 4,500 square feet (sf) transit hub, 10,450 sf retail space, 945 sf break lounge for transit use. Additional amenities will include bicycle parking and lockers and an upgraded multi-bay bus terminal facility with sidewalks, walkways, platforms, bus bays and all improvements related to transit operations including internal roads, drainage, lighting systems, fencing, internal directional and traffic control signage.

- **SR 25/US 27/Okeechobee Road Improvements**

A Project Development and Environment (PD&E) study is being conducted for SR 25/US 27/Okeechobee Road from SR 997/Krome Avenue to NW 79th Avenue in order to identify feasible improvements along the corridor. Major improvements are needed to address operational, safety and capacity deficiencies along the corridor at the access points. With these improvements, it is envisioned that, corridor operations/level of service will be improved, throughput along the corridor will be increased and efficient transfers between modes will be provided which is critical to Florida's economy and sustained growth. A public hearing on the PD&E study is anticipated for April 2015 and is expected to be completed in July 2015.

Other Major Corridor Improvements

The following are major corridor improvement projects in Miami-Dade County.

- **SR 823/NW 57th Avenue/Red Road Corridor Improvements**

This project includes reconstruction of the existing roadway and widening to six lanes with a raised median. It also includes milling and resurfacing the existing six lane divided facility from West 78th Street to West 84th Street. The retaining wall along the Red Road canal will be improved. The work also includes improved drainage, new sidewalks along the east side, new signalization, new lighting, and landscaping. The project will enhance safety, add capacity, and increase efficiency for motorists using the corridor. All segments of this project are fully funded in the 5-year Work Program. Construction of improvements to the segment from Okeechobee Road to West 23rd Street has been completed. The corridor improvements along remaining segments have been progressing as follows:

- West 23rd Street to West 46th Street and West 46th Street to West 53rd Street – Construction of the improvement to these segments is currently underway with completion scheduled for April 2015 and March 2015 respectively.
- West 53rd Street to West 65th Street, and West 65th Street to West 84th Street – Project was let June 2014 and is currently under construction with an anticipated completion date of April 2017.

- **SR 847/NW 47th Avenue From SR 860/NW 183rd Street to Premier Parkway (Broward)**

2.3 mile segment of SR 847/NW 47th Avenue from north of SR 860/NW 183rd Street/Miami Gardens Drive (Miami-Dade County) to Premier Parkway (Broward County) The preferred alternative will reconstruct the existing two-lane rural roadway to provide a four-lane divided urban roadway in order to accommodate projected traffic growth in the area. Design has begun and is anticipated to be completed in May 2017. Construction is anticipated to begin in October 2018.

- **SR 968/SW 1st Street at Miami River Bridge # 870660**

The existing SW 1st Street bascule bridge is a low-level bascule (movable) bridge spanning the Miami River and carrying the eastbound lanes of a one-way pair facility that comprises Flagler Street (westbound lanes) and SW 1st Street. The purpose of the project is to replace the existing bascule bridge. The PD&E Study for this project was completed and LDCA was granted in December 2013. The project is currently in the design phase. The construction is anticipated to commence in August 2018.

FDOT, District Six - State Transportation System and Major Projects

Below is a selection of other improvement projects included in the 5-year Work Program.

Roadway	Project Type	Project Area
SR 9A/I-95 (Northbound)	Rigid Pavement Rehabilitation	From NW 103 rd Street to Biscayne River Canal
SR 9A/I-95	Rigid Pavement Rehabilitation	From NW 8 th Street to NW 79 th Street
SR 7/NW 7 th Avenue	Flexible Pavement Reconstruction	From NW 8 th Street to NW 36 th Street
SR 968/W Flagler Street	Flexible Pavement Reconstruction	From west of SR 9/27 Avenue to W 14 th Avenue
NW 87 th Avenue	New Road Construction	From NW 74 th Street to NW 103 rd Street

Intelligent Transportation System (ITS) Program

FDOT's District Six Intelligent Transportation Systems (ITS) Program uses advanced integrated technologies to manage the state's highway system along Miami-Dade and Monroe Counties. The Program aims to enhance the efficiency of our existing highway system by managing interoperable traffic services that together, are helping to reduce traffic congestion and increase safety.

Traffic operators housed at the District's Transportation Management Center monitor the highways in real-time to manage traffic, clear incidents and keep drivers informed of roadway conditions 24 hours a day, 7 days per week. The combination of these initiatives have proved to increase highway mobility and made it a cost-effective alternative to traditional widening projects. Its latest annual report shows the Program has worked to reduce travel delays by 41.5% since 2005 and saved drivers approximately \$1.7 billion dollars in travel delay-related costs. It also achieved its highest return on investment to date, with a benefits to cost ratio of \$36.48 for every \$1 invested in ITS. As a result, FDOT remains committed to advancing the principles of the ITS Program and enhance upon its benefits for the betterment of our community.

Bicycle/Pedestrian Corridor Improvements

The bicycle/pedestrian network is a component of the overall transportation system. The Department evaluates bicycle & pedestrian improvements in conjunction with all capacity and resurfacing projects. Bicycle & pedestrian projects are also implemented by local agencies, who oversee construction and management. In addition, some projects are funded through the federally funded Transportation Alternatives Program (TAP).

Safe Routes to School (SRTS) projects are another category of bicycle & pedestrian improvements focused on school zones, and are implemented by Miami-Dade County. The budgeted costs for TAP and SRTS projects in the FY 2016 – 2020 Work Program, are \$14.4 million and \$5.5 million dollars respectively.

FDOT, District Six - State Transportation System and Major Projects

Below is a snapshot of bicycle/pedestrian projects included in the FY 2016 - 2020 Work Program.

Project Segment	Project Type	Project Area
Village of Pinecrest	Bike Path/Trail	Various Citywide Bicycling Improvements
Safe Routes to School Infrastructure Projects	Pedestrian Safety Improvements	Biscayne, Perrine, N. Hialeah, Oak Grove, Natural Bridge, Linda Lentin J. McCrary, T. L. Ouverture, Kensington Park, Santa Clara, Phyllis Wheatley, Miami Lakes, Feinberg-Fisher, Cutler Bay Academy, Hialeah Gardens, Kinloch Park and Coral Reef Elementary and Middle Schools
City of Miami Springs	Bike Path/Trail	Providing access to the Curtis Mansion as trailhead
Town of Miami Lakes	Bike Path/Trail	Various locations citywide
City of Miami Gardens	Pedestrian Safety Improvements	NW 179 th Street Along Canal from NW 42 nd Avenue to NW 39 th Avenue & NW 39 th Avenue Along Canal from NW 179 th Street to NW 191 st Street
Biscayne Trail Segment D	Bike Path/Trail	From SW 328 th Street/SW 137 th Avenue to Homestead Bayfront Park
City of Aventura	Pedestrian Safety Improvements	Country Club Drive
Village of Virginia Gardens	Sidewalk & ADA Improvements	40 th Street
City of Hialeah	Sidewalk & Guardrail Improvements	West 4 th Avenue

Public Transportation Projects

Travel options are critical in an area such as Miami-Dade County. The Department works with the Miami-Dade MPO, Miami-Dade Transit (MDT), Miami-Dade Aviation, Port of Miami, and the South Florida Regional Transportation Authority (SFRTA) to implement multiple projects. The following are public transportation projects from the Work Program:

- **Dredging of the Miami Harbor**

The U.S. Army Corps of Engineers is managing the project that will be completed in approximately 18 months at the same time the expanded Panama Canal is scheduled to open. FDOT is contributing \$112 million to funding the \$220 million project while Miami-Dade County's share is \$108 million.

This project includes required permitting and mitigation, utility relocation and associated work necessary to dredge surrounding channels and the development of permanent dredge disposal site. These improvements include the deepening of the entrance channel (Cuts 1-2) to a depth of 52 feet, widening the outermost portion of Cut-1, and deepening and widening Cut -3 and the South Ship (Fisherman's) Channel to a depth of 50 feet. In addition, the Fisher Island Turning Basin in Cut-3 is deepened and expanded, the Lummus Island Turning Basin would be deepened to a depth of 50 feet and a turn widener will be added to the southern intersection of Cut-3 with the South Ship Channel. The construction also includes the strengthening of the bulkhead along wharves one through seven, environmental mitigation for sea grass restoration and artificial reef development, and all project environmental monitoring.

- **State Transit Block Grant to MDT for operating costs**

This grant provides operating assistance for Miami-Dade Transit's Fixed Route Bus Service. The Metrobus fixed route bus service is run by Miami-Dade Transit and operates seven days a week, twenty-four hours per day. A total of 93 routes comprise MDT's regular bus service structure which are served by a total fleet of 823 buses and two contracted routes with seven buses. Metrobus includes local, feeder, circulator, limited-stop, express, and Bus Rapid Transit (BRT) Arterial Busway services. The FDOT provides 50% State Participation Rate for this program.

- **MDT Biscayne Boulevard Bus Enhancement**

The Biscayne Boulevard Corridor generally defined as U.S. Route 1 from the Downtown Miami area to the Aventura Mall near the Miami-Dade – Broward County line, is one of the busiest transit corridors in Miami-Dade County. The Corridor extends approximately 15 miles through the historic core of the County that was developed along the Florida East Coast (FEC) railroad linking Aventura, North Miami, North Miami Beach, and Miami Shores with the County's Central Business District located in the Downtown Miami area. The MPO has taken the lead to complete studies to develop implementation plans for Enhanced Bus Services (EBS). An EBS along Biscayne Boulevard will replace the existing Route 93. This study was tasked with identifying transit infrastructure improvements, defining service characteristics, capital needs, and fleet requirements. The scope of the implementation plan also included a branding plan, a strategy for developing a visual identity for all MDT enhanced bus services. This study seeks to maintain consistency with previous and ongoing planning efforts while advancing the status of transit planning in the County.

FDOT, District Six - State Transportation System and Major Projects

- **SR 836 Enhanced Bus Service (East-West Corridor)**

This Enhanced Bus Service is programmed for future operation. This will include headways of ten minutes in peak periods. Improvements include eleven new 60 foot Articulated Buses, Robust Stations, Transit Signal Priority, Wi-Fi, Real-Time “Where is the Bus?” information and a Park and Ride/Transit Terminal Station, located at SW 8th Street and SW 147th Avenue.

- **NW 27 Avenue Enhanced Bus Service**

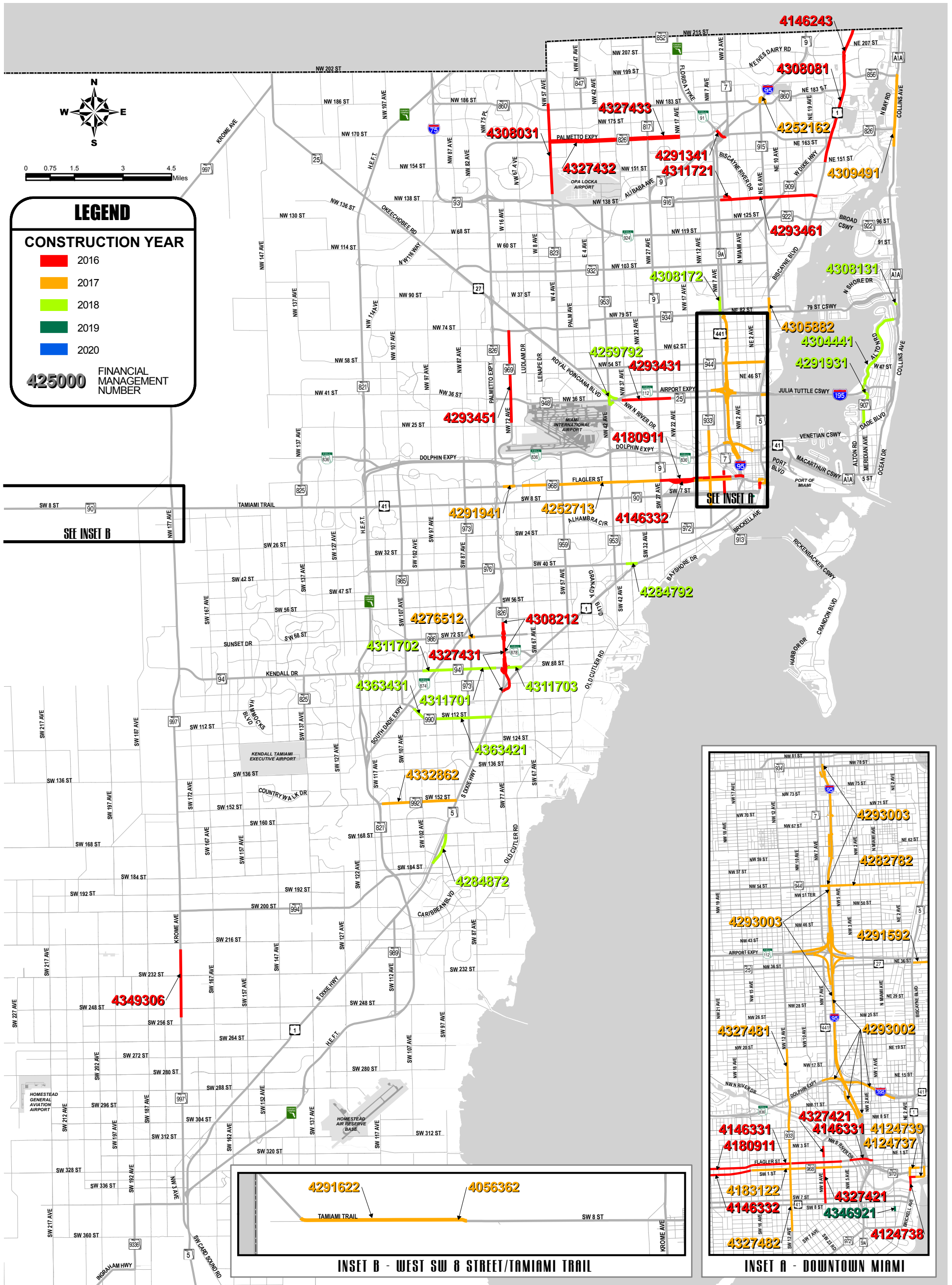
The NW 27th Avenue EBS will be anchored by the MIC on the southern end of the corridor, providing connectivity among Metrorail, Metrobus, MIA, Tri-Rail, Amtrak, and Greyhound. A new transit terminal and park-and-ride facility will be constructed at NW 215th Street near the Broward County Line at the northern end of the corridor. Enhanced transit stations will be spaced at approximately one-mile intervals along the corridor and major destinations. The NW 27th Avenue EBS will provide rapid bus service every ten minutes during peak periods and every 20 minutes during the off-peak. Service will be provided in new 60 foot articulated alternative fuel buses, with low-floors for faster boarding and alighting, larger seating areas with additional leg room for comfort and Wi-Fi.

A sampling of other public transportation projects from the Work Program includes:

Project Type and Project Name	
Rail	Aviation
Passenger and Freight Rail Safety Projects	MIA Concourse H Internalization – Design underway
Railroad Crossing Surface Rehabilitation Projects	MIA Concourse E Satellite Automatic People Mover – Project underway
Miami Dade County Quiet Zone around Florida East Coast Railroad	MIA Concourse E Satellite Improvements – Design to begin in 2016
Seaport	MIA Terminal D A380 Gate Improvement (D1 and D2)
Improvements to Cruise Terminals D & E, J	MIA Terminal F Gates Improvements – Design to begin in 2016
Transit	MIA Runway 12/30 Rehabilitation – Construction underway
MDT additional elevators at Dadeland North Metrorail Station	Opa Locka Airport Apron Rehab
MDT 95 Express Urban Corridor Improvements	Opa Locka Airport Taxiway Repairs

2016 - 2020 TENTATIVE FIVE YEAR WORK PROGRAM

MIAMI-DADE COUNTY



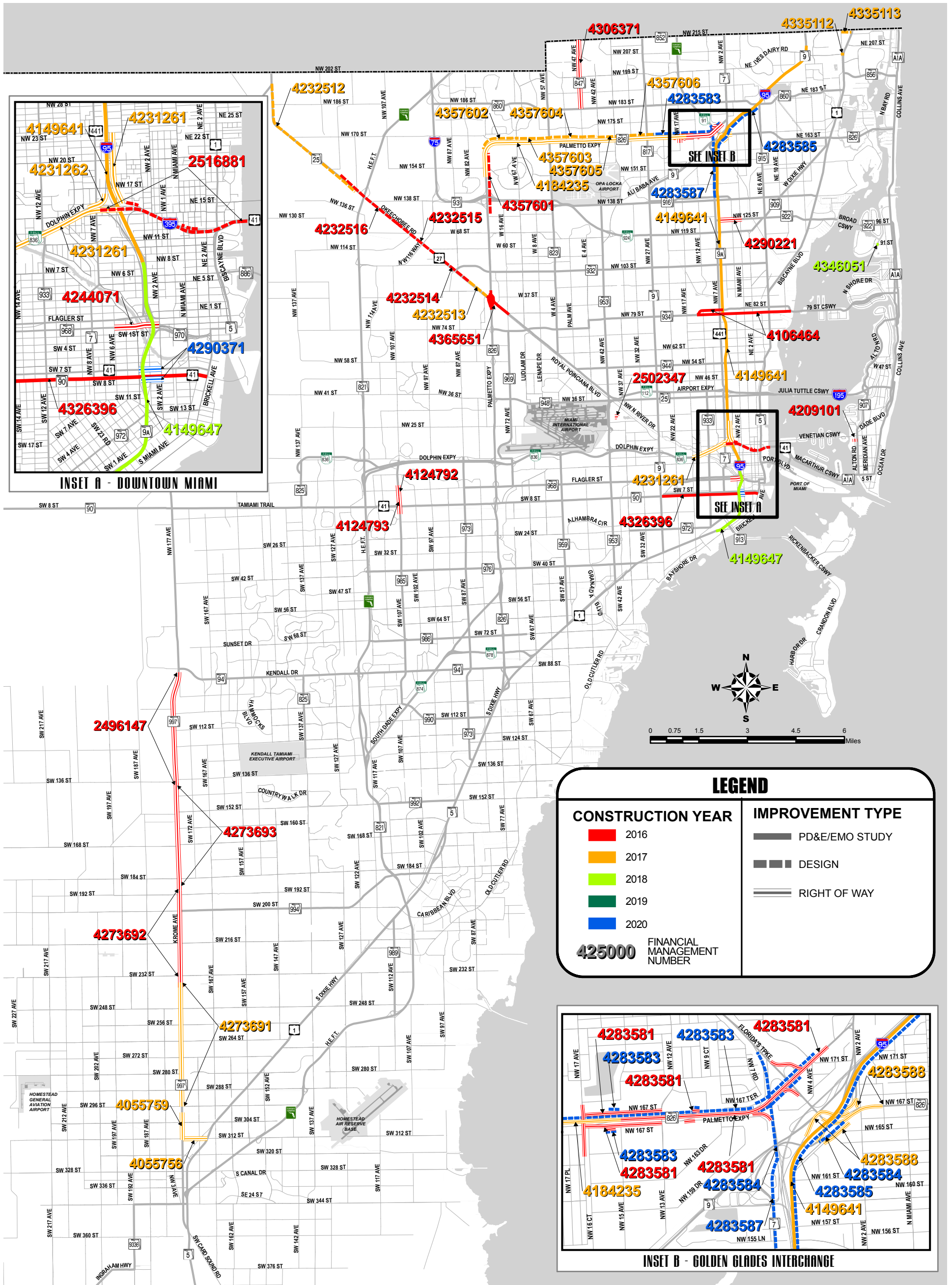
FLORIDA DEPARTMENT OF TRANSPORTATION DISTRICT SIX

RESURFACING, RESTORATION,
AND REHABILITATION (RRR)
PROJECTS

February, 2015

2016 - 2020 TENTATIVE FIVE YEAR WORK PROGRAM

MIAMI-DADE COUNTY



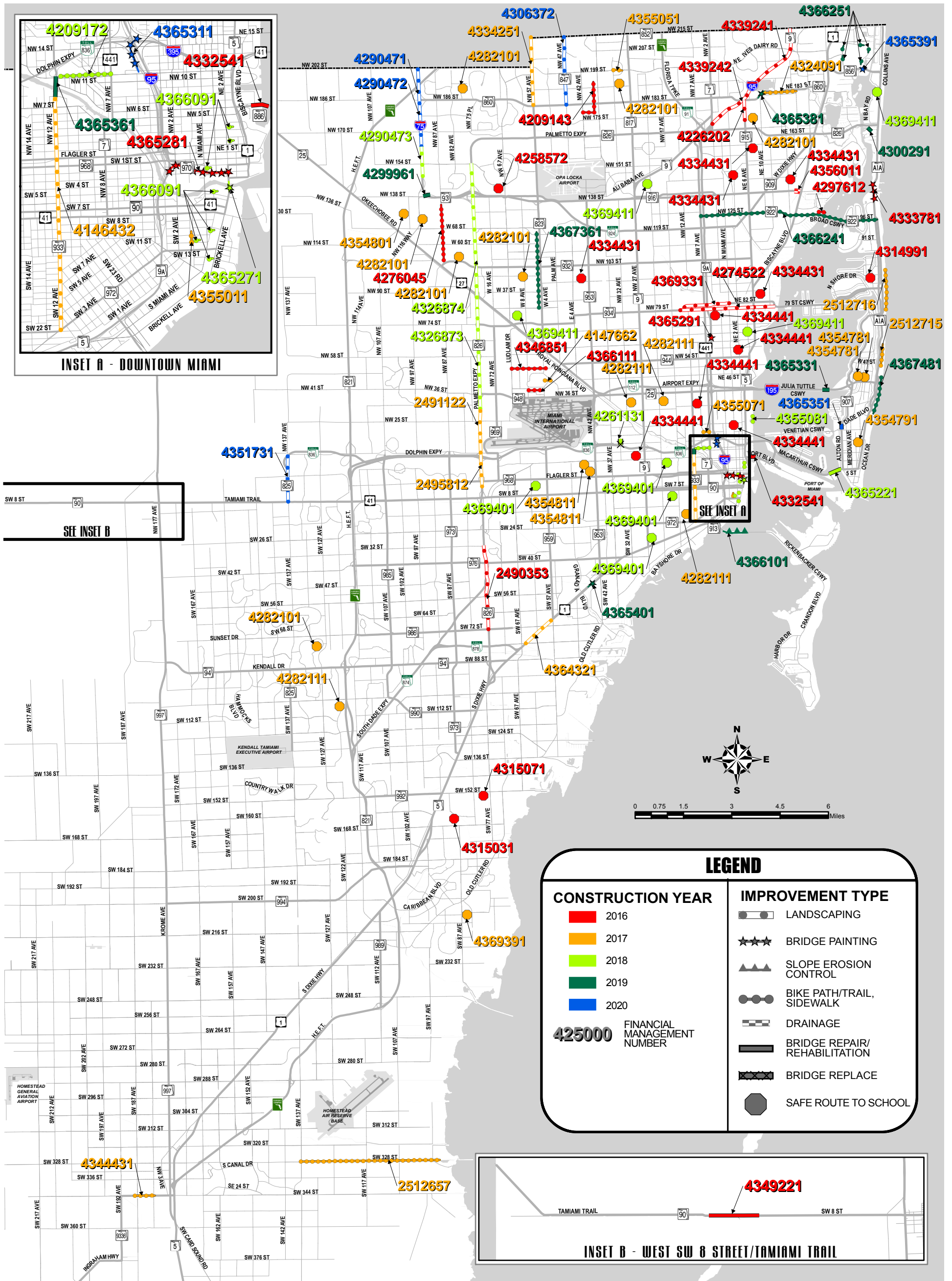
FLORIDA DEPARTMENT OF TRANSPORTATION DISTRICT SIX

PD&E, DESIGN AND
ROW PROJECTS

February, 2015

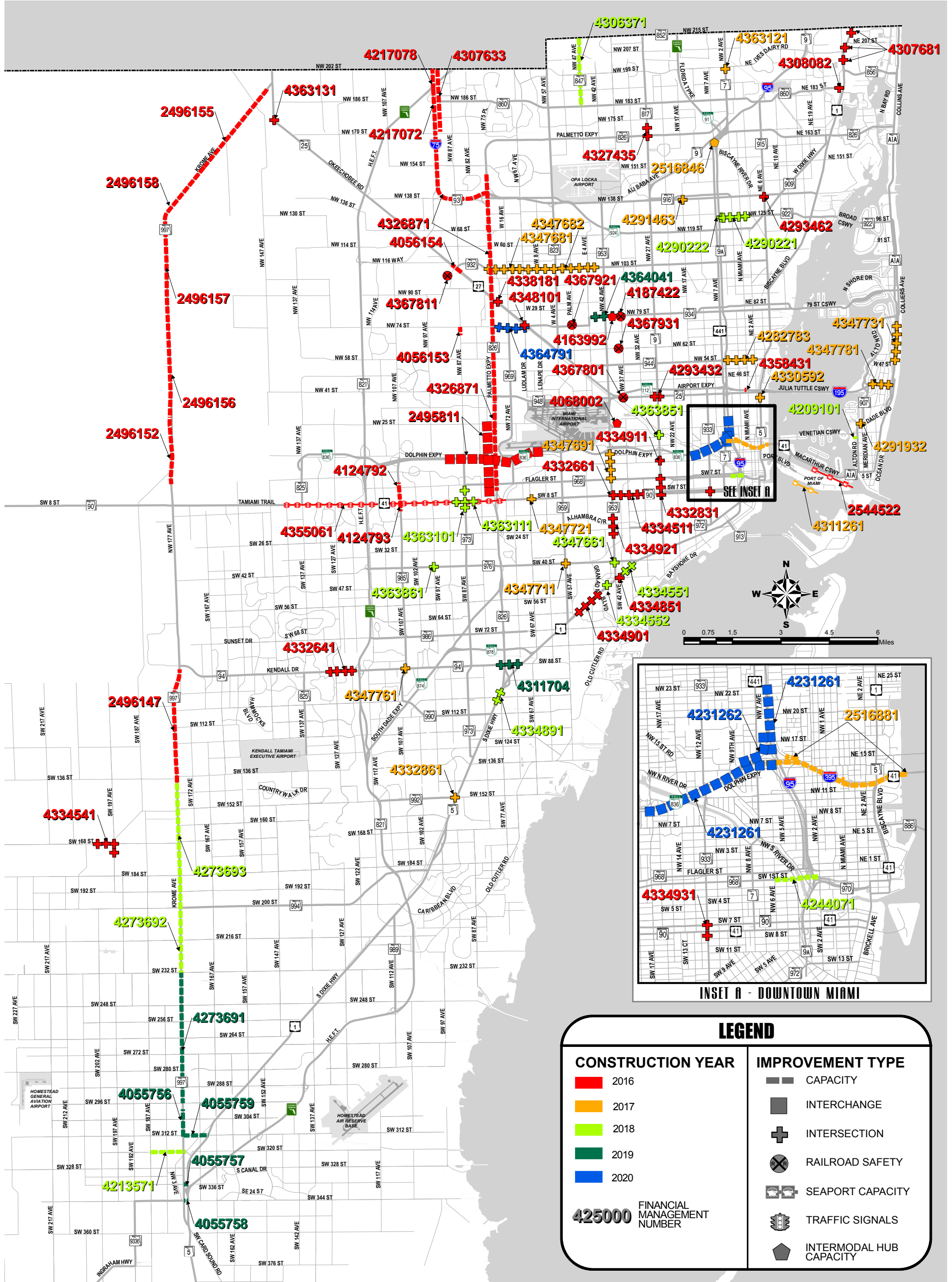
2016 - 2020 TENTATIVE FIVE YEAR WORK PROGRAM

MIAMI-DADE COUNTY



2016 - 2020 TENTATIVE FIVE YEAR WORK PROGRAM

MIAMI-DADE COUNTY



MIAMI-DADE METROPOLITAN PLANNING ORGANIZATION
TRANSPORTATION IMPROVEMENT PROGRAM
PRIMARY STATE HIGHWAYS AND INTERMODAL



FLORIDA RAIL ENTERPRISE

MPO Project Num: **RE4294871**
 LRTP Ref.: 6-10
 County: MIAMI-DADE
 Roadway ID:
 Lanes Exist:
 Lanes Improved:
 Lanes Added:
 Project Length: .000
 District: 06

Project Description: **SFRTA**

**FROM HIALEAH MARKET TRI- TO MIC
RAIL STATION**

Type of Work: **RAIL CAPACITY PROJECT**

SIS or Non-SIS: **Yes**

Extra Description:

		Proposed Funding (in \$000s)							
PHASE :	Funding Source	<2016	2015 - 2016	2016 - 2017	2017 - 2018	2018 - 2019	2019 - 2020	>2020	All Years
CAPITAL	GMR	0	0	15,000	0	0	0	0	15,000
CAPITAL	LF	0	0	0	6,000	0	0	0	6,000
CAPITAL	TRIP	0	0	0	6,000	0	0	0	6,000
	Total	0	0	15,000	12,000	0	0	0	27,000
P D & E	DS	1,800	0	0	0	0	0	0	1,800
	Total	1,800	0	0	0	0	0	0	1,800
PRELIMINARY ENGINEERING	DS	2,400	0	0	0	0	0	0	2,400
	Total	2,400	0	0	0	0	0	0	2,400

RESPONSIBLE AGENCY: Florida Department of Transportation District 6

Item Segment TOTAL ALL Years ALL Phases: 31,200

Item Number: 429487

Item TOTAL ALL Years ALL Phases All Segments: 31,200

Yearly Totals	4,200	0	15,000	12,000	0	0	0	31,200
FLORIDA RAIL ENTERPRISE Totals								5 Year TIP Total 27,000

MIAMI-DADE METROPOLITAN PLANNING ORGANIZATION
TRANSPORTATION IMPROVEMENT PROGRAM
PRIMARY STATE HIGHWAYS AND INTERMODAL



FLP: AVIATION

MPO Project Num: **AP2539181**
LRTP Ref.: C-9
County: DIST/ST-WIDE
Roadway ID:
Lanes Exist: 0
Lanes Improved: 0
Lanes Added: 0
Project Length: .000
District: 06

Project Description: **DISTRCTWIDE AVIATION
ADMINISTRATION**

Type of Work: **PUBLIC TRANS IN-HOUSE SUPPORT** SIS or Non-SIS: **No**

Extra Description:

		Proposed Funding (in \$000s)							
PHASE :	Funding Source	<2016	2015 - 2016	2016 - 2017	2017 - 2018	2018 - 2019	2019 - 2020	>2020	All Years
ADMINISTRATION	D	1,199	80	80	80	0	0	0	1,439
Total		1,199	80	80	80	0	0	0	1,439

RESPONSIBLE AGENCY: Miami-Dade Aviation Department

Item Segment TOTAL ALL Years ALL Phases: 1,439

Item Number: 253918 Item TOTAL ALL Years ALL Phases All Segments: 1,439

MPO Project Num: **AP2543871**
LRTP Ref.: C-9
County: DIST/ST-WIDE
Roadway ID:
Lanes Exist: 0
Lanes Improved: 0
Lanes Added: 0
Project Length: .000
District: 06

Project Description: **DISTRCTWIDE AVIATION GRANT
MANAGEMENT**

Type of Work: **PUBLIC TRANS IN-HOUSE SUPPORT** SIS or Non-SIS: **No**

Extra Description:

		Proposed Funding (in \$000s)							
PHASE :	Funding Source	<2016	2015 - 2016	2016 - 2017	2017 - 2018	2018 - 2019	2019 - 2020	>2020	All Years
OPERATIONS	D	347	25	30	30	0	0	0	432
Total		347	25	30	30	0	0	0	432

RESPONSIBLE AGENCY: Miami-Dade Aviation Department

Item Segment TOTAL ALL Years ALL Phases: 432

Item Number: 254387 Item TOTAL ALL Years ALL Phases All Segments: 432

MIAMI-DADE METROPOLITAN PLANNING ORGANIZATION
TRANSPORTATION IMPROVEMENT PROGRAM
PRIMARY STATE HIGHWAYS AND INTERMODAL



FLP: AVIATION

MPO Project Num: **AP4227421**
 LRTP Ref.: **C-9**
 County: **MIAMI-DADE**
 Roadway ID:
 Lanes Exist: **0**
 Lanes Improved: **0**
 Lanes Added: **0**
 Project Length: **.000**
 District: **06**

Project Description: **CITY OF MIAMI HELIPORT AT WATSON ISLAND (HELIPORT FACILITY)**

Type of Work: **AVIATION CAPACITY PROJECT**

SIS or Non-SIS: **No**

Extra Description:

		Proposed Funding (in \$000s)							
PHASE :	Funding Source	<2016	2015 - 2016	2016 - 2017	2017 - 2018	2018 - 2019	2019 - 2020	>2020	All Years
CAPITAL	DPTO	0	0	1,096	0	0	0	0	1,096
CAPITAL	LF	0	0	1,096	0	0	0	0	1,096
	Total	0	0	2,192	0	0	0	0	2,192

RESPONSIBLE AGENCY: **Miami-Dade Aviation Department**

Item Segment TOTAL ALL Years ALL Phases: **2,192**

Item Number: **422742**

Item TOTAL ALL Years ALL Phases All Segments: **2,192**

MIAMI-DADE METROPOLITAN PLANNING ORGANIZATION
TRANSPORTATION IMPROVEMENT PROGRAM
PRIMARY STATE HIGHWAYS AND INTERMODAL



FLP: AVIATION

MPO Project Num: **AP4232902**
 LRTP Ref.: C-9
 County: MIAMI-DADE
 Roadway ID:
 Lanes Exist: 0
 Lanes Improved: 0
 Lanes Added: 0
 Project Length: .000
 District: 06

Project Description: **MIAMI INT'L AIRPORT CONCOURSE H
INTERNALIZATION**

Type of Work: **AVIATION CAPACITY PROJECT**

SIS or Non-SIS: **No**

Extra Description:

		Proposed Funding (in \$000s)							
PHASE :	Funding Source	<2016	2015 - 2016	2016 - 2017	2017 - 2018	2018 - 2019	2019 - 2020	>2020	All Years
CAPITAL	LF	7,428	0	0	1,950	4,001	0	0	13,379
CAPITAL	DDR	204	0	0	0	0	0	0	204
CAPITAL	DPTO	5,441	0	0	1,950	4,001	0	0	11,392
CAPITAL	DS	1,783	0	0	0	0	0	0	1,783
Total		14,856	0	0	3,900	8,002	0	0	26,758

RESPONSIBLE AGENCY: Miami-Dade Aviation Department

Item Segment TOTAL ALL Years ALL Phases: 26,758

Item Number: 423290

Item TOTAL ALL Years ALL Phases All Segments: 50,621

MIAMI-DADE METROPOLITAN PLANNING ORGANIZATION
TRANSPORTATION IMPROVEMENT PROGRAM
PRIMARY STATE HIGHWAYS AND INTERMODAL



FLP: AVIATION

MPO Project Num: **AP4232903**
 LRTP Ref.: NA
 County: MIAMI-DADE
 Roadway ID:
 Lanes Exist: 0
 Lanes Improved: 0
 Lanes Added: 0
 Project Length: .000
 District: 06

Project Description: **MIAMI INT'L AIRPORT GATE D1 AND D2 A
380 GATE MODIFICATION**

Type of Work: **AVIATION CAPACITY PROJECT**

SIS or Non-SIS: **Yes**

Extra Description:

		Proposed Funding (in \$000s)							
PHASE :	Funding Source	<2016	2015 - 2016	2016 - 2017	2017 - 2018	2018 - 2019	2019 - 2020	>2020	All Years
	CAPITAL	2,500	0	0	0	0	0	0	2,500
	Total	2,500	0	0	0	0	0	0	2,500

RESPONSIBLE AGENCY: Miami-Dade Aviation Department

Item Segment TOTAL ALL Years ALL Phases: 5,000

Item Number: 423290

Item TOTAL ALL Years ALL Phases All Segments: 50,621

MIAMI-DADE METROPOLITAN PLANNING ORGANIZATION
TRANSPORTATION IMPROVEMENT PROGRAM
PRIMARY STATE HIGHWAYS AND INTERMODAL



FLP: AVIATION

MPO Project Num: **AP4232904**
 LRTP Ref.: **C-9**
 County: **MIAMI-DADE**
 Roadway ID:
 Lanes Exist: **0**
 Lanes Improved: **0**
 Lanes Added: **0**
 Project Length: **.000**
 District: **06**

Project Description: **MIAMI INT'L AIRPORT TERMINAL F GATE
IMPRVMNTS F4, F6 & F8**

Type of Work: **AVIATION PRESERVATION PROJECT** SIS or Non-SIS: **Yes**

Extra Description:

		Proposed Funding (in \$000s)							
PHASE :	Funding Source	<2016	2015 - 2016	2016 - 2017	2017 - 2018	2018 - 2019	2019 - 2020	>2020	All Years
CAPITAL	DPTO	1,745	0	0	0	7,540	0	0	9,285
CAPITAL	LF	1,892	0	0	0	7,540	0	0	9,432
CAPITAL	DDR	147	0	0	0	0	0	0	147
	Total	3,783	0	0	0	15,080	0	0	18,863

RESPONSIBLE AGENCY: **Miami-Dade Aviation Department**

Item Segment **TOTAL ALL Years ALL Phases:** **18,863**

Item Number: **423290**

Item **TOTAL ALL Years ALL Phases All Segments:** **50,621**

MIAMI-DADE METROPOLITAN PLANNING ORGANIZATION
TRANSPORTATION IMPROVEMENT PROGRAM
PRIMARY STATE HIGHWAYS AND INTERMODAL



FLP: AVIATION

MPO Project Num: **AP4258721**
 LRTP Ref.: **C-9**
 County: **MIAMI-DADE**
 Roadway ID:
 Lanes Exist: **0**
 Lanes Improved: **0**
 Lanes Added: **0**
 Project Length: **.000**
 District: **06**

Project Description: **DADE-COLLIER AIRPORT REPLOCK ILS
WITH MALSR RUNWAY 9**

Type of Work: **AVIATION CAPACITY PROJECT**

SIS or Non-SIS: **No**

Extra Description:

		Proposed Funding (in \$000s)							
PHASE :	Funding Source	<2016	2015 - 2016	2016 - 2017	2017 - 2018	2018 - 2019	2019 - 2020	>2020	All Years
CAPITAL	DDR	0	0	0	75	0	0	0	75
CAPITAL	LF	0	0	0	170	0	0	0	170
	Total	0	0	0	245	0	0	0	245

RESPONSIBLE AGENCY: **Miami-Dade Aviation Department**

Item Segment TOTAL ALL Years ALL Phases: **245**

Item Number: **425872**

Item TOTAL ALL Years ALL Phases All Segments: **245**

MIAMI-DADE METROPOLITAN PLANNING ORGANIZATION
TRANSPORTATION IMPROVEMENT PROGRAM
PRIMARY STATE HIGHWAYS AND INTERMODAL



FLP: AVIATION

MPO Project Num: **AP4258731**
 LRTP Ref.: C-9
 County: MIAMI-DADE
 Roadway ID:
 Lanes Exist: 0
 Lanes Improved: 0
 Lanes Added: 0
 Project Length: .000
 District: 06

Project Description: **KENDALL TAMiami AIRPORT AIRFIELD
ROTATING BEACON**

Type of Work: **AVIATION CAPACITY PROJECT**

SIS or Non-SIS: **Yes**

Extra Description:

		Proposed Funding (in \$000s)							
PHASE :	Funding Source	<2016	2015 - 2016	2016 - 2017	2017 - 2018	2018 - 2019	2019 - 2020	>2020	All Years
CAPITAL	LF	0	0	0	130	0	0	0	130
CAPITAL	DDR	0	0	0	38	0	0	0	38
CAPITAL	DPTO	0	0	0	92	0	0	0	92
	Total	0	0	0	260	0	0	0	260

RESPONSIBLE AGENCY: Miami-Dade Aviation Department

Item Segment TOTAL ALL Years ALL Phases: 260

Item Number: 425873

Item TOTAL ALL Years ALL Phases All Segments: 260

MIAMI-DADE METROPOLITAN PLANNING ORGANIZATION
TRANSPORTATION IMPROVEMENT PROGRAM
PRIMARY STATE HIGHWAYS AND INTERMODAL



FLP: AVIATION

MPO Project Num: **AP4277541**
 LRTP Ref.: C-9
 County: MIAMI-DADE
 Roadway ID:
 Lanes Exist: 0
 Lanes Improved: 0
 Lanes Added: 0
 Project Length: .000
 District: 06

Project Description: **DADE-COLLIER AIRPORT RESTRIPIING
OF PAVEMENT MARKINGS**

Type of Work: **AVIATION PRESERVATION PROJECT** SIS or Non-SIS: **No**

Extra Description:

		Proposed Funding (in \$000s)							
PHASE :	Funding Source	<2016	2015 - 2016	2016 - 2017	2017 - 2018	2018 - 2019	2019 - 2020	>2020	All Years
CAPITAL	LF	3	20	0	0	0	0	0	23
CAPITAL	DPTO	13	500	0	0	0	0	0	513
	Total	15	520	0	0	0	0	0	535

RESPONSIBLE AGENCY: Miami-Dade Aviation Department

Item Segment TOTAL ALL Years ALL Phases: 535

Item Number: 427754 Item TOTAL ALL Years ALL Phases All Segments: 535

MIAMI-DADE METROPOLITAN PLANNING ORGANIZATION
TRANSPORTATION IMPROVEMENT PROGRAM
PRIMARY STATE HIGHWAYS AND INTERMODAL



FLP: AVIATION

MPO Project Num: **AP4277561**
 LRTP Ref.: C-9
 County: MIAMI-DADE
 Roadway ID:
 Lanes Exist: 0
 Lanes Improved: 0
 Lanes Added: 0
 Project Length: .000
 District: 06

Project Description: **HOMESTEAD GENERAL X-51 SECURITY PROJECT**

Type of Work: **AVIATION SECURITY PROJECT**

SIS or Non-SIS: **No**

Extra Description:

		Proposed Funding (in \$000s)							
PHASE :	Funding Source	<2016	2015 - 2016	2016 - 2017	2017 - 2018	2018 - 2019	2019 - 2020	>2020	All Years
CAPITAL	DPTO	765	0	0	0	459	0	0	1,224
CAPITAL	LF	153	0	0	0	153	0	0	306
	Total	917	0	0	0	612	0	0	1,529

RESPONSIBLE AGENCY: Miami-Dade Aviation Department

Item Segment TOTAL ALL Years ALL Phases: 1,529

Item Number: 427756

Item TOTAL ALL Years ALL Phases All Segments: 1,529

MIAMI-DADE METROPOLITAN PLANNING ORGANIZATION
TRANSPORTATION IMPROVEMENT PROGRAM
PRIMARY STATE HIGHWAYS AND INTERMODAL



FLP: AVIATION

MPO Project Num: **AP4277581**
 LRTP Ref.: C-9
 County: MIAMI-DADE
 Roadway ID:
 Lanes Exist: 0
 Lanes Improved: 0
 Lanes Added: 0
 Project Length: .000
 District: 06

Project Description: **MIAMI INT'L AIRPORT CONCOURSE E
SATELLITE IMPROVEMENTS**

Type of Work: **AVIATION PRESERVATION PROJECT** SIS or Non-SIS: **Yes**

Extra Description:

		Proposed Funding (in \$000s)							
PHASE :	Funding Source	<2016	2015 - 2016	2016 - 2017	2017 - 2018	2018 - 2019	2019 - 2020	>2020	All Years
CAPITAL	DDR	50	6,755	0	0	0	0	0	6,805
CAPITAL	DPTO	4,561	841	0	3,500	0	0	0	8,902
CAPITAL	LF	4,611	7,596	0	3,500	0	0	0	15,707
	Total	9,222	15,192	0	7,000	0	0	0	31,414

RESPONSIBLE AGENCY: Miami-Dade Aviation Department

Item Segment TOTAL ALL Years ALL Phases: 31,414

Item Number: 427758

Item TOTAL ALL Years ALL Phases All Segments: 31,414

MIAMI-DADE METROPOLITAN PLANNING ORGANIZATION
TRANSPORTATION IMPROVEMENT PROGRAM
PRIMARY STATE HIGHWAYS AND INTERMODAL



FLP: AVIATION

MPO Project Num: **AP4292671**
LRTP Ref.: **C-9**
County: **MIAMI-DADE**
Roadway ID:
Lanes Exist: **0**
Lanes Improved: **0**
Lanes Added: **0**
Project Length: **.000**
District: **06**

Project Description: **HOMESTEAD GENERAL RUNWAY 18/36
REHABILITATION**

Type of Work: **AVIATION CAPACITY PROJECT**

SIS or Non-SIS: **No**

Extra Description:

		Proposed Funding (in \$000s)							
PHASE :	Funding Source	<2016	2015 - 2016	2016 - 2017	2017 - 2018	2018 - 2019	2019 - 2020	>2020	All Years
CAPITAL	DPTO	0	0	277	0	0	0	0	277
CAPITAL	LF	0	0	277	0	0	0	0	277
	Total	0	0	554	0	0	0	0	554

RESPONSIBLE AGENCY: **Miami-Dade Aviation Department**

Item Segment TOTAL ALL Years ALL Phases: **554**

Item Number: **429267**

Item TOTAL ALL Years ALL Phases All Segments: **554**

MIAMI-DADE METROPOLITAN PLANNING ORGANIZATION
TRANSPORTATION IMPROVEMENT PROGRAM
PRIMARY STATE HIGHWAYS AND INTERMODAL



FLP: AVIATION

MPO Project Num: **AP4292681**
 LRTP Ref.: **C-9**
 County: **MIAMI-DADE**
 Roadway ID:
 Lanes Exist: **0**
 Lanes Improved: **0**
 Lanes Added: **0**
 Project Length: **.000**
 District: **06**

Project Description: **OPA LOCKA EXECUTIVE OFF TAXIWAY
REPAIR**

Type of Work: **AVIATION PRESERVATION PROJECT** SIS or Non-SIS: **No**

Extra Description:

		Proposed Funding (in \$000s)							
PHASE :	Funding Source	<2016	2015 - 2016	2016 - 2017	2017 - 2018	2018 - 2019	2019 - 2020	>2020	All Years
CAPITAL	LF	0	138	0	0	0	0	0	138
CAPITAL	DPTO	0	138	0	0	0	0	0	138
	Total	0	276	0	0	0	0	0	276

RESPONSIBLE AGENCY: **Miami-Dade Aviation Department**

Item Segment TOTAL ALL Years ALL Phases: **276**

Item Number: **429268**

Item TOTAL ALL Years ALL Phases All Segments: **276**

MIAMI-DADE METROPOLITAN PLANNING ORGANIZATION
TRANSPORTATION IMPROVEMENT PROGRAM
PRIMARY STATE HIGHWAYS AND INTERMODAL



FLP: AVIATION

MPO Project Num: **AP4292691**
 LRTP Ref.: C-9
 County: MIAMI-DADE
 Roadway ID:
 Lanes Exist: 0
 Lanes Improved: 0
 Lanes Added: 0
 Project Length: .000
 District: 06

Project Description: **MIAMI INT'L AIRPORT CENTRAL
TERMINAL IMPROVEMENTS**

Type of Work: **AVIATION CAPACITY PROJECT**

SIS or Non-SIS: **Yes**

Extra Description:

		Proposed Funding (in \$000s)							
PHASE :	Funding Source	<2016	2015 - 2016	2016 - 2017	2017 - 2018	2018 - 2019	2019 - 2020	>2020	All Years
CAPITAL	DDR	0	0	0	307	975	0	0	1,282
CAPITAL	DPTO	0	0	0	0	5,000	0	0	5,000
CAPITAL	DS	0	0	0	290	0	0	0	290
CAPITAL	LF	0	0	0	307	5,975	0	0	6,282
Total		0	0	0	904	11,950	0	0	12,854

RESPONSIBLE AGENCY: Miami-Dade Aviation Department

Item Segment TOTAL ALL Years ALL Phases: 12,854

Item Number: 429269

Item TOTAL ALL Years ALL Phases All Segments: 12,854

MIAMI-DADE METROPOLITAN PLANNING ORGANIZATION
TRANSPORTATION IMPROVEMENT PROGRAM
PRIMARY STATE HIGHWAYS AND INTERMODAL



FLP: AVIATION

MPO Project Num: **AP4292711**
 LRTP Ref.: C-9
 County: MIAMI-DADE
 Roadway ID:
 Lanes Exist: 0
 Lanes Improved: 0
 Lanes Added: 0
 Project Length: .000
 District: 06

Project Description: **MIAMI INT'L AIRPORT PERIMETER ROAD
WIDENING & REALIGNMENT**

Type of Work: **AVIATION CAPACITY PROJECT**

SIS or Non-SIS: **Yes**

Extra Description:

		Proposed Funding (in \$000s)							
PHASE :	Funding Source	<2016	2015 - 2016	2016 - 2017	2017 - 2018	2018 - 2019	2019 - 2020	>2020	All Years
CAPITAL	LF	0	0	1,000	5,536	5,000	0	0	11,536
CAPITAL	GMR	0	0	0	5,536	5,000	0	0	10,536
CAPITAL	DS	0	0	200	0	0	0	0	200
CAPITAL	DPTO	0	0	800	0	0	0	0	800
Total		0	0	2,000	11,072	10,000	0	0	23,072

RESPONSIBLE AGENCY: Miami-Dade Aviation Department

Item Segment TOTAL ALL Years ALL Phases: 23,072

Item Number: 429271

Item TOTAL ALL Years ALL Phases All Segments: 24,572

MIAMI-DADE METROPOLITAN PLANNING ORGANIZATION
TRANSPORTATION IMPROVEMENT PROGRAM
PRIMARY STATE HIGHWAYS AND INTERMODAL



FLP: AVIATION

MPO Project Num: **AP4292713**
 LRTP Ref.: **NA**
 County: **MIAMI-DADE**
 Roadway ID:
 Lanes Exist: **0**
 Lanes Improved: **0**
 Lanes Added: **0**
 Project Length: **.000**
 District: **06**

Project Description: **MIAMI DADE AVIATION PLANNING STUDY**

Type of Work: **AVIATION REVENUE/OPERATIONAL**

SIS or Non-SIS: **Yes**

Extra Description:

		Proposed Funding (in \$000s)							
PHASE :	Funding Source	<2016	2015 - 2016	2016 - 2017	2017 - 2018	2018 - 2019	2019 - 2020	>2020	All Years
CAPITAL		750	0	0	0	0	0	0	750
	Total	750	0	0	0	0	0	0	750

RESPONSIBLE AGENCY: **Miami-Dade Aviation Department**

Item Segment TOTAL ALL Years ALL Phases: **1,500**

Item Number: **429271**

Item TOTAL ALL Years ALL Phases All Segments: **24,572**

MIAMI-DADE METROPOLITAN PLANNING ORGANIZATION
TRANSPORTATION IMPROVEMENT PROGRAM
PRIMARY STATE HIGHWAYS AND INTERMODAL



FLP: AVIATION

MPO Project Num: **AP4292721**
 LRTP Ref.: C-9
 County: MIAMI-DADE
 Roadway ID:
 Lanes Exist: 0
 Lanes Improved: 0
 Lanes Added: 0
 Project Length: .000
 District: 06

Project Description: **MIAMI INT'L AIRPORT UPGRADE
TERMINAL PLB TO 400 H2**

Type of Work: **AVIATION CAPACITY PROJECT**

SIS or Non-SIS: **Yes**

Extra Description:

		Proposed Funding (in \$000s)							
PHASE :	Funding Source	<2016	2015 - 2016	2016 - 2017	2017 - 2018	2018 - 2019	2019 - 2020	>2020	All Years
CAPITAL	DDR	0	600	0	0	0	0	0	600
CAPITAL	DPTO	1,985	1,162	0	1,000	0	0	0	4,147
CAPITAL	LF	1,985	1,862	0	1,000	0	0	0	4,847
	Total	3,969	3,624	0	2,000	0	0	0	9,593

RESPONSIBLE AGENCY: Miami-Dade Aviation Department

Item Segment TOTAL ALL Years ALL Phases: 9,593

Item Number: 429272

Item TOTAL ALL Years ALL Phases All Segments: 9,593

MIAMI-DADE METROPOLITAN PLANNING ORGANIZATION
TRANSPORTATION IMPROVEMENT PROGRAM
PRIMARY STATE HIGHWAYS AND INTERMODAL



FLP: AVIATION

MPO Project Num: **AP4294671**
 LRTP Ref.: C-9
 County: MIAMI-DADE
 Roadway ID:
 Lanes Exist: 0
 Lanes Improved: 0
 Lanes Added: 0
 Project Length: .000
 District: 06

Project Description: **MIAMI INT'L AIRPORT NORTH TERMINAL
LIFE SAFETY**

Type of Work: **AVIATION PRESERVATION PROJECT** SIS or Non-SIS: **Yes**

Extra Description:

		Proposed Funding (in \$000s)							
PHASE :	Funding Source	<2016	2015 - 2016	2016 - 2017	2017 - 2018	2018 - 2019	2019 - 2020	>2020	All Years
CAPITAL	DPTO	0	3,125	0	0	0	0	0	3,125
CAPITAL	LF	0	3,125	0	0	0	0	0	3,125
	Total	0	6,250	0	0	0	0	0	6,250

RESPONSIBLE AGENCY: Miami-Dade Aviation Department

Item Segment TOTAL ALL Years ALL Phases: 6,250

Item Number: 429467

Item TOTAL ALL Years ALL Phases All Segments: 6,250

MIAMI-DADE METROPOLITAN PLANNING ORGANIZATION
TRANSPORTATION IMPROVEMENT PROGRAM
PRIMARY STATE HIGHWAYS AND INTERMODAL



FLP: AVIATION

MPO Project Num: **AP4295301**
 LRTP Ref.: C-9
 County: MIAMI-DADE
 Roadway ID:
 Lanes Exist: 0
 Lanes Improved: 0
 Lanes Added: 0
 Project Length: .000
 District: 06

Project Description: **MIAMI-DADE AVIATION GPS LANDING
SYSTEM MIA, TMB, AND OPF**

Type of Work: **AVIATION CAPACITY PROJECT**

SIS or Non-SIS: **Yes**

Extra Description:

		Proposed Funding (in \$000s)							
PHASE :	Funding Source	<2016	2015 - 2016	2016 - 2017	2017 - 2018	2018 - 2019	2019 - 2020	>2020	All Years
CAPITAL	DPTO	0	344	0	0	0	0	0	344
CAPITAL	LF	0	2,406	0	0	0	0	0	2,406
	Total	0	2,750	0	0	0	0	0	2,750

RESPONSIBLE AGENCY: Miami-Dade Aviation Department

Item Segment TOTAL ALL Years ALL Phases: 2,750

Item Number: 429530

Item TOTAL ALL Years ALL Phases All Segments: 2,750

MIAMI-DADE METROPOLITAN PLANNING ORGANIZATION
TRANSPORTATION IMPROVEMENT PROGRAM
PRIMARY STATE HIGHWAYS AND INTERMODAL



FLP: AVIATION

MPO Project Num: **AP4295311**
 LRTP Ref.: C-9
 County: MIAMI-DADE
 Roadway ID:
 Lanes Exist: 0
 Lanes Improved: 0
 Lanes Added: 0
 Project Length: .000
 District: 06

Project Description: **MIAMI INT'L AIRPORT TERMINAL ROOF
DRAINS, REROOFING AND SCUPPERS**

Type of Work: **AVIATION CAPACITY PROJECT**

SIS or Non-SIS: **Yes**

Extra Description:

		Proposed Funding (in \$000s)							
PHASE :	Funding Source	<2016	2015 - 2016	2016 - 2017	2017 - 2018	2018 - 2019	2019 - 2020	>2020	All Years
CAPITAL	DPTO	1,892	5,117	2,000	6,164	0	0	0	15,173
CAPITAL	DS	0	0	377	290	0	0	0	667
CAPITAL	LF	1,892	5,279	2,377	6,454	0	0	0	16,002
CAPITAL	DDR	0	162	0	0	0	0	0	162
Total		3,783	10,558	4,754	12,908	0	0	0	32,003

RESPONSIBLE AGENCY: Miami-Dade Aviation Department

Item Segment TOTAL ALL Years ALL Phases: 32,003

Item Number: 429531

Item TOTAL ALL Years ALL Phases All Segments: 32,003

MIAMI-DADE METROPOLITAN PLANNING ORGANIZATION
TRANSPORTATION IMPROVEMENT PROGRAM
PRIMARY STATE HIGHWAYS AND INTERMODAL



FLP: AVIATION

MPO Project Num: **AP4295321**
 LRTP Ref.: **C-9**
 County: **MIAMI-DADE**
 Roadway ID:
 Lanes Exist: **0**
 Lanes Improved: **0**
 Lanes Added: **0**
 Project Length: **.000**
 District: **06**

Project Description: **MIAMI INT'L AIRPORT FUEL TANKER
PARKING FACILITY**

Type of Work: **AVIATION CAPACITY PROJECT**

SIS or Non-SIS: **Yes**

Extra Description:

		Proposed Funding (in \$000s)							
PHASE :	Funding Source	<2016	2015 - 2016	2016 - 2017	2017 - 2018	2018 - 2019	2019 - 2020	>2020	All Years
CAPITAL	DPTO	0	750	0	0	0	0	0	750
CAPITAL	LF	0	5,250	0	0	0	0	0	5,250
	Total	0	6,000	0	0	0	0	0	6,000

RESPONSIBLE AGENCY: **Miami-Dade Aviation Department**

Item Segment TOTAL ALL Years ALL Phases: **6,000**

Item Number: **429532**

Item TOTAL ALL Years ALL Phases All Segments: **6,000**

MIAMI-DADE METROPOLITAN PLANNING ORGANIZATION
TRANSPORTATION IMPROVEMENT PROGRAM
PRIMARY STATE HIGHWAYS AND INTERMODAL



FLP: AVIATION

MPO Project Num: **AP4295332**
 LRTP Ref.: C-9
 County: MIAMI-DADE
 Roadway ID:
 Lanes Exist: 0
 Lanes Improved: 0
 Lanes Added: 0
 Project Length: .000
 District: 06

Project Description: **MIAMI INT'L AIRPORT TAXIWAY T
REHABILITATION**

Type of Work: **AVIATION PRESERVATION PROJECT** SIS or Non-SIS: **Yes**

Extra Description:

		Proposed Funding (in \$000s)							
PHASE :	Funding Source	<2016	2015 - 2016	2016 - 2017	2017 - 2018	2018 - 2019	2019 - 2020	>2020	All Years
CAPITAL	LF	0	100	0	0	0	0	0	100
CAPITAL	DDR	0	100	0	0	0	0	0	100
	Total	0	200	0	0	0	0	0	200

RESPONSIBLE AGENCY: Miami-Dade Aviation Department

Item Segment TOTAL ALL Years ALL Phases: 200

Item Number: 429533

Item TOTAL ALL Years ALL Phases All Segments: 400

MIAMI-DADE METROPOLITAN PLANNING ORGANIZATION
TRANSPORTATION IMPROVEMENT PROGRAM
PRIMARY STATE HIGHWAYS AND INTERMODAL



FLP: AVIATION

MPO Project Num: **AP4295333**
LRTP Ref.: **C-9**
County: **MIAMI-DADE**
Roadway ID:
Lanes Exist: **0**
Lanes Improved: **0**
Lanes Added: **0**
Project Length: **.000**
District: **06**

Project Description: **MIAMI INT'L AIRPORT TAXIWAY S
REHABILITATION**

Type of Work: **AVIATION PRESERVATION PROJECT** SIS or Non-SIS: **Yes**

Extra Description:

		Proposed Funding (in \$000s)							
PHASE :	Funding Source	<2016	2015 - 2016	2016 - 2017	2017 - 2018	2018 - 2019	2019 - 2020	>2020	All Years
CAPITAL	LF	0	100	0	0	0	0	0	100
CAPITAL	DDR	0	100	0	0	0	0	0	100
	Total	0	200	0	0	0	0	0	200

RESPONSIBLE AGENCY: **Miami-Dade Aviation Department**

Item Segment TOTAL ALL Years ALL Phases: **200**

Item Number: **429533**

Item TOTAL ALL Years ALL Phases All Segments: **400**

MIAMI-DADE METROPOLITAN PLANNING ORGANIZATION
TRANSPORTATION IMPROVEMENT PROGRAM
PRIMARY STATE HIGHWAYS AND INTERMODAL



FLP: AVIATION

MPO Project Num: **AP4295342**
 LRTP Ref.: **C-9**
 County: **MIAMI-DADE**
 Roadway ID:
 Lanes Exist: **0**
 Lanes Improved: **0**
 Lanes Added: **0**
 Project Length: **.000**
 District: **06**

Project Description: **MIAMI INT'L AIRPORT E AND F TAXIWAY
AND APRON REHAB**

Type of Work: **AVIATION PRESERVATION PROJECT** SIS or Non-SIS: **Yes**

Extra Description:

		Proposed Funding (in \$000s)							
PHASE :	Funding Source	<2016	2015 - 2016	2016 - 2017	2017 - 2018	2018 - 2019	2019 - 2020	>2020	All Years
CAPITAL	DDR	0	0	0	0	0	25	0	25
CAPITAL	LF	0	0	0	0	0	25	0	25
	Total	0	0	0	0	0	50	0	50

RESPONSIBLE AGENCY: **Miami-Dade Aviation Department**

Item Segment TOTAL ALL Years ALL Phases: **50**

Item Number: **429534** Item TOTAL ALL Years ALL Phases All Segments: **50**

MIAMI-DADE METROPOLITAN PLANNING ORGANIZATION
TRANSPORTATION IMPROVEMENT PROGRAM
PRIMARY STATE HIGHWAYS AND INTERMODAL



FLP: AVIATION

MPO Project Num: **AP4311271**
 LRTP Ref.: **C-9**
 County: **MIAMI-DADE**
 Roadway ID:
 Lanes Exist: **0**
 Lanes Improved: **0**
 Lanes Added: **0**
 Project Length: **.000**
 District: **06**

Project Description: **HOMESTEAD GENERAL RUNWAY 18/36
PAVEMENT REHABILITATION**

Type of Work: **AVIATION PRESERVATION PROJECT** SIS or Non-SIS: **No**

Extra Description:

		Proposed Funding (in \$000s)							
PHASE :	Funding Source	<2016	2015 - 2016	2016 - 2017	2017 - 2018	2018 - 2019	2019 - 2020	>2020	All Years
CAPITAL	DPTO	0	0	377	0	0	0	0	377
CAPITAL	LF	0	0	377	0	0	0	0	377
	Total	0	0	754	0	0	0	0	754

RESPONSIBLE AGENCY: **Miami-Dade Aviation Department**

Item Segment TOTAL ALL Years ALL Phases: **754**

Item Number: **431127** Item TOTAL ALL Years ALL Phases All Segments: **1,554**

MIAMI-DADE METROPOLITAN PLANNING ORGANIZATION
TRANSPORTATION IMPROVEMENT PROGRAM
PRIMARY STATE HIGHWAYS AND INTERMODAL



FLP: AVIATION

MPO Project Num: **AP4311272**
 LRTP Ref.: **C-9**
 County: **MIAMI-DADE**
 Roadway ID:
 Lanes Exist: **0**
 Lanes Improved: **0**
 Lanes Added: **0**
 Project Length: **.000**
 District: **06**

Project Description: **HOMESTEAD GENERAL OVERHAUL
SEGMENTED CIRCLE**

Type of Work: **AVIATION SAFETY PROJECT**

SIS or Non-SIS: **No**

Extra Description:

		Proposed Funding (in \$000s)							
PHASE :	Funding Source	<2016	2015 - 2016	2016 - 2017	2017 - 2018	2018 - 2019	2019 - 2020	>2020	All Years
CAPITAL	DPTO	0	0	400	0	0	0	0	400
CAPITAL	LF	0	0	400	0	0	0	0	400
	Total	0	0	800	0	0	0	0	800

RESPONSIBLE AGENCY: **Miami-Dade Aviation Department**

Item Segment TOTAL ALL Years ALL Phases: **800**

Item Number: **431127**

Item TOTAL ALL Years ALL Phases All Segments: **1,554**

MIAMI-DADE METROPOLITAN PLANNING ORGANIZATION
TRANSPORTATION IMPROVEMENT PROGRAM
PRIMARY STATE HIGHWAYS AND INTERMODAL



FLP: AVIATION

MPO Project Num: **AP4311302**
 LRTP Ref.: **C-9**
 County: **MIAMI-DADE**
 Roadway ID:
 Lanes Exist: **0**
 Lanes Improved: **0**
 Lanes Added: **0**
 Project Length: **.000**
 District: **06**

Project Description: **KENDALL TAMiami AIRPORT EXTEND
TAXIWAY H (27L)**

Type of Work: **AVIATION PRESERVATION PROJECT** SIS or Non-SIS: **Yes**

Extra Description:

		Proposed Funding (in \$000s)							
PHASE :	Funding Source	<2016	2015 - 2016	2016 - 2017	2017 - 2018	2018 - 2019	2019 - 2020	>2020	All Years
CAPITAL	DPTO	0	0	1,880	0	0	0	0	1,880
CAPITAL	LF	0	0	470	0	0	0	0	470
	Total	0	0	2,350	0	0	0	0	2,350

RESPONSIBLE AGENCY: **Miami-Dade Aviation Department**

Item Segment TOTAL ALL Years ALL Phases: **2,350**

Item Number: **431130**

Item TOTAL ALL Years ALL Phases All Segments: **3,600**

MIAMI-DADE METROPOLITAN PLANNING ORGANIZATION
TRANSPORTATION IMPROVEMENT PROGRAM
PRIMARY STATE HIGHWAYS AND INTERMODAL



FLP: AVIATION

MPO Project Num: **AP4311303**
 LRTP Ref.: **C-9**
 County: **MIAMI-DADE**
 Roadway ID:
 Lanes Exist: **0**
 Lanes Improved: **0**
 Lanes Added: **0**
 Project Length: **.000**
 District: **06**

Project Description: **KENDALL TAMiami AIRPORT ENLARGE
CUSTOMS & BORDER PATROL
AIRCRAFT RAMP**

Type of Work: **AVIATION PRESERVATION PROJECT** SIS or Non-SIS: **Yes**

Extra Description:

		Proposed Funding (in \$000s)							
PHASE :	Funding Source	<2016	2015 - 2016	2016 - 2017	2017 - 2018	2018 - 2019	2019 - 2020	>2020	All Years
CAPITAL	LF	0	0	250	0	0	0	0	250
CAPITAL	DPTO	0	0	1,000	0	0	0	0	1,000
	Total	0	0	1,250	0	0	0	0	1,250

RESPONSIBLE AGENCY: **Miami-Dade Aviation Department**

Item Segment TOTAL ALL Years ALL Phases: **1,250**

Item Number: **431130**

Item TOTAL ALL Years ALL Phases All Segments: **3,600**

MIAMI-DADE METROPOLITAN PLANNING ORGANIZATION
TRANSPORTATION IMPROVEMENT PROGRAM
PRIMARY STATE HIGHWAYS AND INTERMODAL



FLP: AVIATION

MPO Project Num: **AP4312292**
 LRTP Ref.: **C-9**
 County: **MIAMI-DADE**
 Roadway ID:
 Lanes Exist: **0**
 Lanes Improved: **0**
 Lanes Added: **0**
 Project Length: **.000**
 District: **06**

Project Description: **MIAMI INT'L AIRPORT CENTRAL BASE
PAVEMENT REHABILITATION**

Type of Work: **AVIATION PRESERVATION PROJECT** SIS or Non-SIS: **Yes**

Extra Description:

		Proposed Funding (in \$000s)							
PHASE :	Funding Source	<2016	2015 - 2016	2016 - 2017	2017 - 2018	2018 - 2019	2019 - 2020	>2020	All Years
CAPITAL	LF	0	1,675	8,229	0	0	6,500	0	16,404
CAPITAL	DDR	0	800	0	0	0	5,183	0	5,983
CAPITAL	DPTO	0	875	4,898	0	0	1,317	0	7,090
CAPITAL	DS	0	0	3,332	0	0	0	0	3,332
Total		0	3,350	16,459	0	0	13,000	0	32,809

RESPONSIBLE AGENCY: **Miami-Dade Aviation Department**

Item Segment TOTAL ALL Years ALL Phases: **32,809**

Item Number: **431229**

Item TOTAL ALL Years ALL Phases All Segments: **32,809**

MIAMI-DADE METROPOLITAN PLANNING ORGANIZATION
TRANSPORTATION IMPROVEMENT PROGRAM
PRIMARY STATE HIGHWAYS AND INTERMODAL



FLP: AVIATION

MPO Project Num: **AP4333711**
 LRTP Ref.: **C-9**
 County: **MIAMI-DADE**
 Roadway ID:
 Lanes Exist: **0**
 Lanes Improved: **0**
 Lanes Added: **0**
 Project Length: **.000**
 District: **06**

Project Description: **MIAMI INT'L AIRPORT TERMINAL WIDE
CC E - H LIGHTING**

Type of Work: **AVIATION CAPACITY PROJECT**

SIS or Non-SIS: **Yes**

Extra Description:

		Proposed Funding (in \$000s)							
PHASE :	Funding Source	<2016	2015 - 2016	2016 - 2017	2017 - 2018	2018 - 2019	2019 - 2020	>2020	All Years
CAPITAL	LF	0	0	0	425	0	0	0	425
CAPITAL	LF	0	0	0	2,500	0	0	0	2,500
CAPITAL	DPTO	0	0	0	2,500	0	0	0	2,500
CAPITAL	DDR	0	0	0	270	0	0	0	270
CAPITAL	DS	0	0	0	155	0	0	0	155
	Total	0	0	0	5,850	0	0	0	5,850

RESPONSIBLE AGENCY: **Miami-Dade Aviation Department**

Item Segment TOTAL ALL Years ALL Phases: **5,850**

Item Number: **433371**

Item TOTAL ALL Years ALL Phases All Segments: **5,850**

MIAMI-DADE METROPOLITAN PLANNING ORGANIZATION
TRANSPORTATION IMPROVEMENT PROGRAM
PRIMARY STATE HIGHWAYS AND INTERMODAL



FLP: AVIATION

MPO Project Num: **AP4353791**
LRTP Ref.: **C-9**
County: **MIAMI-DADE**
Roadway ID:
Lanes Exist: **0**
Lanes Improved: **0**
Lanes Added: **0**
Project Length: **.000**
District: **06**

Project Description: **KENDALL TAMIAMI AIRPORT TAXIWAY
REHABILITATION**

Type of Work: **AVIATION REVENUE/OPERATIONAL**

SIS or Non-SIS: **Yes**

Extra Description:

		Proposed Funding (in \$000s)							
PHASE :	Funding Source	<2016	2015 - 2016	2016 - 2017	2017 - 2018	2018 - 2019	2019 - 2020	>2020	All Years
CAPITAL	DPTO	0	0	0	0	1,001	0	0	1,001
CAPITAL	LF	0	0	0	0	1,001	0	0	1,001
	Total	0	0	0	0	2,002	0	0	2,002

RESPONSIBLE AGENCY: **Miami-Dade Aviation Department**

Item Segment TOTAL ALL Years ALL Phases: **2,002**

Item Number: **435379**

Item TOTAL ALL Years ALL Phases All Segments: **2,002**

MIAMI-DADE METROPOLITAN PLANNING ORGANIZATION
TRANSPORTATION IMPROVEMENT PROGRAM
PRIMARY STATE HIGHWAYS AND INTERMODAL



FLP: AVIATION

MPO Project Num: **AP4366891**
 LRTP Ref.: **C-9**
 County: **MIAMI-DADE**
 Roadway ID:
 Lanes Exist:
 Lanes Improved:
 Lanes Added:
 Project Length: **.000**
 District:

Project Description: **MIAMI INT'L AIRPORT SOUTH TERMINAL
CENTRAL CHECKPOINT ENHANCEMENT**

Type of Work: **AVIATION SECURITY PROJECT**

SIS or Non-SIS: **No**

Extra Description:

		Proposed Funding (in \$000s)							
PHASE :	Funding Source	<2016	2015 - 2016	2016 - 2017	2017 - 2018	2018 - 2019	2019 - 2020	>2020	All Years
CAPITAL	DPTO	0	3,125	0	0	0	0	0	3,125
CAPITAL	LF	0	3,125	0	0	0	0	0	3,125
	Total	0	6,250	0	0	0	0	0	6,250

RESPONSIBLE AGENCY: **Miami-Dade Aviation Department**

Item Segment TOTAL ALL Years ALL Phases: **6,250**

Item Number: **436689**

Item TOTAL ALL Years ALL Phases All Segments: **6,250**

MIAMI-DADE METROPOLITAN PLANNING ORGANIZATION
TRANSPORTATION IMPROVEMENT PROGRAM
PRIMARY STATE HIGHWAYS AND INTERMODAL



FLP: AVIATION

MPO Project Num: **AP4366921**
 LRTP Ref.: **C-9**
 County: **MIAMI-DADE**
 Roadway ID:
 Lanes Exist:
 Lanes Improved:
 Lanes Added:
 Project Length: **.000**
 District:

Project Description: **MIAMI INT'L AIRPORT OPERATIONS AND COMMUNICATIONS CENTER (AOCC)**

Type of Work: **AVIATION REVENUE / OPERATIONAL**

SIS or Non-SIS: **No**

Extra Description:

		Proposed Funding (in \$000s)							
PHASE :	Funding Source	<2016	2015 - 2016	2016 - 2017	2017 - 2018	2018 - 2019	2019 - 2020	>2020	All Years
CAPITAL	DPTO	0	2,396	0	0	0	0	0	2,396
CAPITAL	LF	0	2,396	0	0	0	0	0	2,396
	Total	0	4,792	0	0	0	0	0	4,792

RESPONSIBLE AGENCY: **Miami-Dade Aviation Department**

Item Segment TOTAL ALL Years ALL Phases: **4,792**

Item Number: **436692**

Item TOTAL ALL Years ALL Phases All Segments: **4,792**

Yearly Totals	41,343	60,067	31,223	44,249	47,646	13,050	0	237,578
FLP: AVIATION		Totals		5 Year TIP Total				196,235

MIAMI-DADE METROPOLITAN PLANNING ORGANIZATION
TRANSPORTATION IMPROVEMENT PROGRAM
PRIMARY STATE HIGHWAYS AND INTERMODAL



FLP: INTERMODAL

MPO Project Num: **TA4241472**
LRTP Ref.:
County: **MIAMI-DADE**
Roadway ID:
Lanes Exist: **0**
Lanes Improved: **0**
Lanes Added: **0**
Project Length: **.000**
District: **06**

Project Description: **MDT - ADDITIONAL ELEVATORS**

**AT DADELAND NORTH
METRORAIL STATION**

Type of Work: **INTERMODAL HUB CAPACITY**

SIS or Non-SIS: **No**

Extra Description:

		Proposed Funding (in \$000s)							
PHASE :	Funding Source	<2016	2015 - 2016	2016 - 2017	2017 - 2018	2018 - 2019	2019 - 2020	>2020	All Years
CAPITAL	DPTO	0	0	0	0	0	850	0	850
CAPITAL	DS	975	0	0	0	0	0	0	975
CAPITAL	LF	975	0	0	0	0	850	0	1,825
	Total	1,950	0	0	0	0	1,700	0	3,650

RESPONSIBLE AGENCY: **Miami-Dade Transit Agency**

Item Segment **TOTAL ALL Years ALL Phases:** **3,650**

Item Number: **424147**

Item **TOTAL ALL Years ALL Phases All Segments:** **3,650**

MIAMI-DADE METROPOLITAN PLANNING ORGANIZATION
TRANSPORTATION IMPROVEMENT PROGRAM
PRIMARY STATE HIGHWAYS AND INTERMODAL



FLP: INTERMODAL

MPO Project Num: **TA4310772**
 LRTP Ref.:
 County: **MIAMI-DADE**
 Roadway ID:
 Lanes Exist: **0**
 Lanes Improved: **0**
 Lanes Added: **0**
 Project Length: **.000**
 District: **06**

Project Description: **MDT - SR 836 EBS PARK AND RIDE LOT AT SW 8 ST AND SW 147 AVE**

Type of Work: **PARK AND RIDE LOTS**

SIS or Non-SIS: **No**

Extra Description:

		Proposed Funding (in \$000s)							
PHASE :	Funding Source	<2016	2015 - 2016	2016 - 2017	2017 - 2018	2018 - 2019	2019 - 2020	>2020	All Years
CAPITAL	DPTO	0	0	874	0	0	0	0	874
CAPITAL	DS	0	0	24	0	0	0	0	24
CAPITAL	LF	0	0	898	0	0	0	0	898
	Total	0	0	1,796	0	0	0	0	1,796

RESPONSIBLE AGENCY: **Miami-Dade Transit Agency**

Item Segment **TOTAL ALL Years ALL Phases:** **1,796**

Item Number: **431077**

Item **TOTAL ALL Years ALL Phases All Segments:** **32,156**

MIAMI-DADE METROPOLITAN PLANNING ORGANIZATION
TRANSPORTATION IMPROVEMENT PROGRAM
PRIMARY STATE HIGHWAYS AND INTERMODAL



FLP: INTERMODAL

MPO Project Num: **TA4371431**
 LRTP Ref.: **6-4**
 County: **MIAMI-DADE**
 Roadway ID:
 Lanes Exist:
 Lanes Improved:
 Lanes Added:
 Project Length: **.000**
 District: **06**

Project Description: **DOLPHIN STATION** **AT HEFT AND NW 12TH STREET**

Type of Work: **TRANSIT CENTER WITH PARK AND RIDE LOT** SIS or Non-SIS: **No**

Extra Description:

		Proposed Funding (in \$000s)							
PHASE :	Funding Source	<2016	2015 - 2016	2016 - 2017	2017 - 2018	2018 - 2019	2019 - 2020	>2020	All Years
CAPITAL	LF	0	0	0	0	5,000	0	0	5,000
CAPITAL	DDR	300	0	800	0	5,000	0	0	6,100
	Total	300	0	800	0	10,000	0	0	11,100

RESPONSIBLE AGENCY: **Miami-Dade Transit Agency**

Item Segment TOTAL ALL Years ALL Phases: **11,100**

Item Number: **437143**

Item TOTAL ALL Years ALL Phases All Segments: **11,100**

MIAMI-DADE METROPOLITAN PLANNING ORGANIZATION
TRANSPORTATION IMPROVEMENT PROGRAM
PRIMARY STATE HIGHWAYS AND INTERMODAL



FLP: INTERMODAL

MPO Project Num: **TR4163991**
LRTP Ref.:
County: **MIAMI-DADE**
Roadway ID:
Lanes Exist: **0**
Lanes Improved: **0**
Lanes Added: **0**
Project Length: **.000**
District: **06**

Project Description: **SFRTA - METRORAIL/ TRI-RAIL
TRANSFER STATION**

Type of Work: **RAIL CAPACITY PROJECT**

SIS or Non-SIS: **Yes**

Extra Description:

PHASE :	Funding Source	Proposed Funding (in \$000s)							All Years
		<2016	2015 - 2016	2016 - 2017	2017 - 2018	2018 - 2019	2019 - 2020	>2020	
CAPITAL		125	0	0	0	0	0	0	125
	Total	125	0	0	0	0	0	0	125

RESPONSIBLE AGENCY: **So. Florida Regional Transportation Authority**

Item Segment TOTAL ALL Years ALL Phases: **125**

Item Number: **416399**

Item TOTAL ALL Years ALL Phases All Segments: **499**

MPO Project Num: **TR4163992**
LRTP Ref.:
County: **MIAMI-DADE**
Roadway ID:
Lanes Exist: **0**
Lanes Improved: **0**
Lanes Added: **0**
Project Length: **.000**
District: **06**

Project Description: **SFRTA METRORAIL TRI-RAIL 79TH
STREET TRANSFER STATION**

Type of Work: **INTERMODAL HUB CAPACITY**

SIS or Non-SIS: **No**

Extra Description:

PHASE :	Funding Source	Proposed Funding (in \$000s)							All Years
		<2016	2015 - 2016	2016 - 2017	2017 - 2018	2018 - 2019	2019 - 2020	>2020	
CAPITAL	DPTO	0	374	0	0	0	0	0	374
	Total	0	374	0	0	0	0	0	374

RESPONSIBLE AGENCY: **So. Florida Regional Transportation Authority**

Item Segment TOTAL ALL Years ALL Phases: **374**

Item Number: **416399**

Item TOTAL ALL Years ALL Phases All Segments: **499**

MIAMI-DADE METROPOLITAN PLANNING ORGANIZATION
TRANSPORTATION IMPROVEMENT PROGRAM
PRIMARY STATE HIGHWAYS AND INTERMODAL



FLP: INTERMODAL

MPO Project Num: **TR4224222**
LRTP Ref.:
County: **MIAMI-DADE**
Roadway ID:
Lanes Exist: 0
Lanes Improved: 0
Lanes Added: 0
Project Length: .000
District: 06

Project Description: **SFRTA METRORAIL TRI-RAIL 79 STREET
TRANSFER STATION**

Type of Work: **RAIL SAFETY PROJECT**

SIS or Non-SIS: **No**

Extra Description:

		Proposed Funding (in \$000s)							
PHASE :	Funding Source	<2016	2015 - 2016	2016 - 2017	2017 - 2018	2018 - 2019	2019 - 2020	>2020	All Years
CAPITAL	DPTO	0	398	0	0	0	0	0	398
	Total	0	398	0	0	0	0	0	398

RESPONSIBLE AGENCY: So. Florida Regional Transportation Authority

Item Segment TOTAL ALL Years ALL Phases: 398

Item Number: 422422

Item TOTAL ALL Years ALL Phases All Segments: 398

Yearly Totals	2,375	772	2,596	0	10,000	1,700	0	17,443
FLP: INTERMODAL Totals								5 Year TIP Total 15,068

MIAMI-DADE METROPOLITAN PLANNING ORGANIZATION
TRANSPORTATION IMPROVEMENT PROGRAM
PRIMARY STATE HIGHWAYS AND INTERMODAL



FLP: MULTIMODAL FACILITY

MPO Project Num: **TA2496431**
 LRTP Ref.: C-9
 County: MIAMI-DADE
 Roadway ID:
 Lanes Exist: 0
 Lanes Improved: 0
 Lanes Added: 0
 Project Length: .000
 District: 06

Project Description: **MIAMI INTERMODAL CTR (MIC)
MANAGEMENT CONSULTANT**

Type of Work: **INTERMODAL HUB CAPACITY**

SIS or Non-SIS: **Yes**

Extra Description:

		Proposed Funding (in \$000s)							
PHASE :	Funding Source	<2016	2015 - 2016	2016 - 2017	2017 - 2018	2018 - 2019	2019 - 2020	>2020	All Years
PRELIMINARY ENGINEERING	DS	22,384	0	0	0	0	0	0	22,384
PRELIMINARY ENGINEERING	LF	2,273	0	0	0	0	0	0	2,273
PRELIMINARY ENGINEERING	DIH	826	0	0	0	0	0	0	826
PRELIMINARY ENGINEERING	DDR	21,163	280	280	0	0	0	0	21,723
	Total	46,646	280	280	0	0	0	0	47,206
RIGHT OF WAY	DS	112	0	0	0	0	0	0	112
RIGHT OF WAY	BNDS	1,155	0	0	0	0	0	0	1,155
RIGHT OF WAY	BNCA	291	0	0	0	0	0	0	291
	Total	1,557	0	0	0	0	0	0	1,557

RESPONSIBLE AGENCY: Miami-Dade Transit Agency

Item Segment TOTAL ALL Years ALL Phases: 48,763

Item Number: 249643

Item TOTAL ALL Years ALL Phases All Segments: 51,753

MIAMI-DADE METROPOLITAN PLANNING ORGANIZATION
TRANSPORTATION IMPROVEMENT PROGRAM
PRIMARY STATE HIGHWAYS AND INTERMODAL



FLP: MULTIMODAL FACILITY

MPO Project Num: **TA2496432**
 LRTP Ref.: **NA**
 County: **MIAMI-DADE**
 Roadway ID:
 Lanes Exist: **0**
 Lanes Improved: **0**
 Lanes Added: **0**
 Project Length: **.000**
 District: **06**

Project Description: **MIAMI INTERMODAL CTR (MIC) LEGAL
CONSULTANT FOR RENTAL CAR
FACILITY**

Type of Work: **INTERMODAL HUB CAPACITY**

SIS or Non-SIS: **Yes**

Extra Description:

		Proposed Funding (in \$000s)							
PHASE :	Funding Source	<2016	2015 - 2016	2016 - 2017	2017 - 2018	2018 - 2019	2019 - 2020	>2020	All Years
PRELIMINARY ENGINEERING		2,990	0	0	0	0	0	0	2,990
	Total	2,990	0	0	0	0	0	0	2,990

RESPONSIBLE AGENCY: **Miami-Dade Transit Agency**

Item Segment TOTAL ALL Years ALL Phases: **2,990**

Item Number: **249643**

Item TOTAL ALL Years ALL Phases All Segments: **51,753**

MIAMI-DADE METROPOLITAN PLANNING ORGANIZATION
TRANSPORTATION IMPROVEMENT PROGRAM
PRIMARY STATE HIGHWAYS AND INTERMODAL



FLP: MULTIMODAL FACILITY

MPO Project Num: **TA2499371**
 LRTP Ref.: **NA**
 County: **MIAMI-DADE**
 Roadway ID:
 Lanes Exist: **0**
 Lanes Improved: **0**
 Lanes Added: **0**
 Project Length: **.000**
 District: **06**

Project Description: **MIAMI INTERMODAL CTR (MIC) RENTAL
CAR HUB (PRIORITY 1 ROW)**

Type of Work: **RIGHT OF WAY ACQUISITION**

SIS or Non-SIS: **Yes**

Extra Description:

PHASE :	Funding Source	Proposed Funding (in \$000s)							
		<2016	2015 - 2016	2016 - 2017	2017 - 2018	2018 - 2019	2019 - 2020	>2020	All Years
P D & E		4,030	0	0	0	0	0	0	4,030
	Total	4,030	0	0	0	0	0	0	4,030
PRELIMINARY ENGINEERING		9	0	0	0	0	0	0	9
	Total	9	0	0	0	0	0	0	9
RIGHT OF WAY		13,035	0	0	0	0	0	0	13,035
RIGHT OF WAY		26,438	0	0	0	0	0	0	26,438
RIGHT OF WAY		22,879	0	0	0	0	0	0	22,879
	Total	62,352	0	0	0	0	0	0	62,352

RESPONSIBLE AGENCY: **Miami-Dade Transit Agency**

Item Segment **TOTAL ALL Years ALL Phases:** **66,391**

Item Number: **249937**

Item **TOTAL ALL Years ALL Phases All Segments:** **418,205**

MIAMI-DADE METROPOLITAN PLANNING ORGANIZATION
TRANSPORTATION IMPROVEMENT PROGRAM
PRIMARY STATE HIGHWAYS AND INTERMODAL



FLP: MULTIMODAL FACILITY

MPO Project Num: **TA2499375**
 LRTP Ref.: 6-10
 County: MIAMI-DADE
 Roadway ID:
 Lanes Exist: 0
 Lanes Improved: 0
 Lanes Added: 0
 Project Length: .000
 District: 06

Project Description: **MIAMI INTERMODAL CTR (MIC) RENTAL
CAR FACILITY & EXIT RAMP**

Type of Work: **INTERMODAL HUB CAPACITY**

SIS or Non-SIS: **Yes**

Extra Description:

		Proposed Funding (in \$000s)							
PHASE :	Funding Source	<2016	2015 - 2016	2016 - 2017	2017 - 2018	2018 - 2019	2019 - 2020	>2020	All Years
DESIGN BUILD	DS	55	0	0	0	0	0	0	55
DESIGN BUILD	LFNE	106,503	0	0	0	0	0	0	106,503
DESIGN BUILD	SIB1	6,061	0	0	0	0	0	0	6,061
DESIGN BUILD	TIF2	230,007	0	0	0	0	0	0	230,007
DESIGN BUILD	DIH	284	0	0	0	0	0	0	284
DESIGN BUILD	DDR	2,812	0	0	0	0	0	0	2,812
	Total	345,723	0	0	0	0	0	0	345,723
PRELIMINARY ENGINEERING	DS	30	0	0	0	0	0	0	30
	Total	30	0	0	0	0	0	0	30
REPAYMENTS	DDR	5,455	606	0	0	0	0	0	6,061
	Total	5,455	606	0	0	0	0	0	6,061

RESPONSIBLE AGENCY: Miami-Dade Transit Agency

Item Segment TOTAL ALL Years ALL Phases: 351,814

Item Number: 249937

Item TOTAL ALL Years ALL Phases All Segments: 418,205

MIAMI-DADE METROPOLITAN PLANNING ORGANIZATION
TRANSPORTATION IMPROVEMENT PROGRAM
PRIMARY STATE HIGHWAYS AND INTERMODAL



FLP: MULTIMODAL FACILITY

MPO Project Num: **TA2516846**
 LRTP Ref.: 6-10
 County: MIAMI-DADE
 Roadway ID:
 Lanes Exist:
 Lanes Improved:
 Lanes Added:
 Project Length: .000
 District: 06

Project Description: **GOLDEN GLADES MULTI- MODAL
TERMINAL**

Type of Work: **INTERMODAL HUB CAPACITY**

SIS or Non-SIS: **Yes**

Extra Description:

PHASE :	Funding Source	Proposed Funding (in \$000s)							
		<2016	2015 - 2016	2016 - 2017	2017 - 2018	2018 - 2019	2019 - 2020	>2020	All Years
CONTRACT INCENTIVES	SU	0	0	0	0	0	200	0	200
CONTRACT INCENTIVES	TRIP	0	0	0	0	0	200	0	200
	Total	0	0	0	0	0	400	0	400
DESIGN BUILD	TRIP	0	0	16,540	2,607	0	0	0	19,147
DESIGN BUILD	SU	0	0	25,917	2,702	0	0	0	28,619
	Total	0	0	42,457	5,309	0	0	0	47,766
PRELIMINARY ENGINEERING	SU	0	0	500	0	0	0	0	500
PRELIMINARY ENGINEERING	DIS	118	0	0	0	0	0	0	118
PRELIMINARY ENGINEERING	GMR	1,500	0	0	0	0	0	0	1,500
PRELIMINARY ENGINEERING	DIH	35	0	0	0	0	0	0	35
	Total	1,654	0	500	0	0	0	0	2,154

RESPONSIBLE AGENCY: Miami-Dade Transit Agency

Item Segment TOTAL ALL Years ALL Phases: 50,320

Item Number: 251684

Item TOTAL ALL Years ALL Phases All Segments: 51,944

MIAMI-DADE METROPOLITAN PLANNING ORGANIZATION
TRANSPORTATION IMPROVEMENT PROGRAM
PRIMARY STATE HIGHWAYS AND INTERMODAL



FLP: MULTIMODAL FACILITY

MPO Project Num: **TA4068001**
 LRTP Ref.: **NA**
 County: **MIAMI-DADE**
 Roadway ID:
 Lanes Exist: **0**
 Lanes Improved: **0**
 Lanes Added: **0**
 Project Length: **.000**
 District: **06**

Project Description: **MIAMI INTERMODAL CTR (MIC) MIC
CORE ROW (PRIORITY 3 ROW)**

Type of Work: **INTERMODAL HUB CAPACITY**

SIS or Non-SIS: **Yes**

Extra Description:

PHASE :	Funding Source	Proposed Funding (in \$000s)							
		<2016	2015 - 2016	2016 - 2017	2017 - 2018	2018 - 2019	2019 - 2020	>2020	All Years
RAILROAD & UTILITIES		67	0	0	0	0	0	0	67
	Total	67	0	0	0	0	0	0	67
RIGHT OF WAY		8,589	0	0	0	0	0	0	8,589
RIGHT OF WAY		13,694	0	0	0	0	0	0	13,694
RIGHT OF WAY		100,718	0	0	0	0	0	0	100,718
RIGHT OF WAY		7,604	0	0	0	0	0	0	7,604
RIGHT OF WAY		1,491	0	0	0	0	0	0	1,491
RIGHT OF WAY		202	0	0	0	0	0	0	202
RIGHT OF WAY		15	0	0	0	0	0	0	15
RIGHT OF WAY		171	0	0	0	0	0	0	171
	Total	132,483	0	0	0	0	0	0	132,483

RESPONSIBLE AGENCY: **Miami-Dade Transit Agency**

Item Segment TOTAL ALL Years ALL Phases: **132,550**

Item Number: **406800**

Item TOTAL ALL Years ALL Phases All Segments: **404,159**

MIAMI-DADE METROPOLITAN PLANNING ORGANIZATION
TRANSPORTATION IMPROVEMENT PROGRAM
PRIMARY STATE HIGHWAYS AND INTERMODAL



FLP: MULTIMODAL FACILITY

MPO Project Num: **TA4068002**
LRTP Ref.: 6-10
County: MIAMI-DADE
Roadway ID:
Lanes Exist: 0
Lanes Improved: 0
Lanes Added: 0
Project Length: .000
District: 06

Project Description: **MIAMI INTERMODAL CTR (MIC) MIC
CENTRAL STATION**

Type of Work: **INTERMODAL HUB CAPACITY**

SIS or Non-SIS: **Yes**

Extra Description:

PHASE :	Funding Source	Proposed Funding (in \$000s)							
		<2016	2015 - 2016	2016 - 2017	2017 - 2018	2018 - 2019	2019 - 2020	>2020	All Years
CAPITAL	TIFI	950	0	0	0	0	0	0	950
	Total	950	0	0	0	0	0	0	950
PRELIMINARY ENGINEERING	TIFI	3,210	0	0	0	0	0	0	3,210
PRELIMINARY ENGINEERING	DS	4,068	0	0	0	0	0	0	4,068
PRELIMINARY ENGINEERING	DPTO	338	0	0	0	0	0	0	338
PRELIMINARY ENGINEERING	DIH	270	0	0	0	0	0	0	270
PRELIMINARY ENGINEERING	DDR	3,436	0	0	0	0	0	0	3,436
PRELIMINARY ENGINEERING	LF	583	0	0	0	0	0	0	583
	Total	11,904	0	0	0	0	0	0	11,904
RAILROAD & UTILITIES	DS	201	0	0	0	0	0	0	201
RAILROAD & UTILITIES	DDR	1,141	0	0	0	0	0	0	1,141
	Total	1,343	0	0	0	0	0	0	1,343
REPAYMENTS	SU	20,000	0	0	0	0	0	0	20,000
REPAYMENTS	GMR	9,509	0	0	0	0	0	0	9,509

MIAMI-DADE METROPOLITAN PLANNING ORGANIZATION
TRANSPORTATION IMPROVEMENT PROGRAM
PRIMARY STATE HIGHWAYS AND INTERMODAL



FLP: MULTIMODAL FACILITY

MPO Project Num: **TA4068002**
LRTP Ref.: 6-10
County: MIAMI-DADE
Roadway ID:
Lanes Exist: 0
Lanes Improved: 0
Lanes Added: 0
Project Length: .000
District: 06

Project Description: **MIAMI INTERMODAL CTR (MIC) MIC
CENTRAL STATION**

Type of Work: **INTERMODAL HUB CAPACITY**

SIS or Non-SIS: **Yes**

Extra Description:

PHASE :	Funding Source	Proposed Funding (in \$000s)							
		<2016	2015 - 2016	2016 - 2017	2017 - 2018	2018 - 2019	2019 - 2020	>2020	All Years
REPAYMENTS	DDR	18,048	0	0	0	0	0	0	18,048
	Total	47,558	0	0	0	0	0	0	47,558
RIGHT OF WAY	BND5	222	0	0	0	0	0	0	222
RIGHT OF WAY	DDR	7,331	0	0	0	0	0	0	7,331
RIGHT OF WAY	DIRS	411	0	0	0	0	0	0	411
RIGHT OF WAY	LF	147	0	0	0	0	0	0	147
RIGHT OF WAY	TRIP	500	0	0	0	0	0	0	500
	Total	8,610	0	0	0	0	0	0	8,610
CONSTRUCTION	DDR	9,245	0	0	0	0	0	0	9,245
CONSTRUCTION	SIB1	37,814	0	0	0	0	0	0	37,814
CONSTRUCTION	DS	999	0	0	0	0	0	0	999
CONSTRUCTION	DDR	4,703	250	0	0	0	0	0	4,953
CONSTRUCTION	DDR	3,573	0	0	0	0	0	0	3,573
CONSTRUCTION	DIH	611	0	0	0	0	0	0	611

MIAMI-DADE METROPOLITAN PLANNING ORGANIZATION
TRANSPORTATION IMPROVEMENT PROGRAM
PRIMARY STATE HIGHWAYS AND INTERMODAL



FLP: MULTIMODAL FACILITY

MPO Project Num: **TA4068002**
 LRTP Ref.: 6-10
 County: MIAMI-DADE
 Roadway ID:
 Lanes Exist: 0
 Lanes Improved: 0
 Lanes Added: 0
 Project Length: .000
 District: 06

Project Description: **MIAMI INTERMODAL CTR (MIC) MIC
CENTRAL STATION**

Type of Work: **INTERMODAL HUB CAPACITY**

SIS or Non-SIS: **Yes**

Extra Description:

PHASE :	Funding Source	Proposed Funding (in \$000s)							
		<2016	2015 - 2016	2016 - 2017	2017 - 2018	2018 - 2019	2019 - 2020	>2020	All Years
CONSTRUCTION	DSB4	435	0	0	0	0	0	0	435
CONSTRUCTION	LF	492	0	0	0	0	0	0	492
CONSTRUCTION	TRIP	7,501	0	0	0	0	0	0	7,501
CONSTRUCTION	LF	5,412	0	0	0	0	0	0	5,412
CONSTRUCTION	SIBF	7,186	0	0	0	0	0	0	7,186
CONSTRUCTION	SU	17,318	0	0	0	0	0	0	17,318
CONSTRUCTION	SU	19,089	0	0	0	0	0	0	19,089
CONSTRUCTION	TIFI	13,290	0	0	0	0	0	0	13,290
CONSTRUCTION	TRIP	122	0	0	0	0	0	0	122
CONSTRUCTION	TRIP	415	0	0	0	0	0	0	415
CONSTRUCTION	LF	3,053	0	0	0	0	0	0	3,053
Total		131,257	250	0	0	0	0	0	131,507

RESPONSIBLE AGENCY: Miami-Dade Transit Agency

Item Segment TOTAL ALL Years ALL Phases: 201,872

Item Number: 406800

Item TOTAL ALL Years ALL Phases All Segments: 404,159

MIAMI-DADE METROPOLITAN PLANNING ORGANIZATION
TRANSPORTATION IMPROVEMENT PROGRAM
PRIMARY STATE HIGHWAYS AND INTERMODAL



FLP: MULTIMODAL FACILITY

MPO Project Num: **TA4068004**
LRTP Ref.: **NA**
County: **MIAMI-DADE**
Roadway ID:
Lanes Exist: **0**
Lanes Improved: **0**
Lanes Added: **0**
Project Length: **.000**
District: **06**

Project Description: **MIAMI INTERMODAL CTR (MIC) TRI-RAIL
RELOCATION /TEMPORARY STATION**

Type of Work: **PUBLIC TRANSPORTATION SHELTER** SIS or Non-SIS: **Yes**

Extra Description:

PHASE :	Funding Source	Proposed Funding (in \$000s)							
		<2016	2015 - 2016	2016 - 2017	2017 - 2018	2018 - 2019	2019 - 2020	>2020	All Years
RAILROAD & UTILITIES		977	0	0	0	0	0	0	977
	Total	977	0	0	0	0	0	0	977
REPAYMENTS		891	0	0	0	0	0	0	891
	Total	891	0	0	0	0	0	0	891
CONSTRUCTION		555	0	0	0	0	0	0	555
CONSTRUCTION		15	0	0	0	0	0	0	15
CONSTRUCTION		876	0	0	0	0	0	0	876
	Total	1,446	0	0	0	0	0	0	1,446

RESPONSIBLE AGENCY: **Miami-Dade Transit Agency**

Item Segment TOTAL ALL Years ALL Phases: **3,315**

Item Number: **406800**

Item TOTAL ALL Years ALL Phases All Segments: **404,159**

MIAMI-DADE METROPOLITAN PLANNING ORGANIZATION
TRANSPORTATION IMPROVEMENT PROGRAM
PRIMARY STATE HIGHWAYS AND INTERMODAL



FLP: MULTIMODAL FACILITY

MPO Project Num: **TA4068005**
 LRTP Ref.: NA
 County: MIAMI-DADE
 Roadway ID:
 Lanes Exist: 0
 Lanes Improved: 0
 Lanes Added: 0
 Project Length: .000
 District: 06

Project Description: **MIAMI INTERMODAL CTR (MIC)
CORE/RCF MIA MOVER STATION**

Type of Work: **INTERMODAL HUB CAPACITY**

SIS or Non-SIS: **Yes**

Extra Description:

PHASE :	Funding Source	Proposed Funding (in \$000s)							
		<2016	2015 - 2016	2016 - 2017	2017 - 2018	2018 - 2019	2019 - 2020	>2020	All Years
PRELIMINARY ENGINEERING		32	0	0	0	0	0	0	32
	Total	32	0	0	0	0	0	0	32
REPAYMENTS		4,132	0	0	0	0	0	0	4,132
	Total	4,132	0	0	0	0	0	0	4,132
CONSTRUCTION		888	0	0	0	0	0	0	888
CONSTRUCTION		4,132	0	0	0	0	0	0	4,132
	Total	5,020	0	0	0	0	0	0	5,020

RESPONSIBLE AGENCY: Miami-Dade Transit Agency

Item Segment TOTAL ALL Years ALL Phases: 9,185

Item Number: 406800

Item TOTAL ALL Years ALL Phases All Segments: 404,159

MIAMI-DADE METROPOLITAN PLANNING ORGANIZATION
TRANSPORTATION IMPROVEMENT PROGRAM
PRIMARY STATE HIGHWAYS AND INTERMODAL



FLP: MULTIMODAL FACILITY

MPO Project Num: **TA4068006**
 LRTP Ref.: 6-10
 County: MIAMI-DADE
 Roadway ID:
 Lanes Exist: 0
 Lanes Improved: 0
 Lanes Added: 0
 Project Length: .000
 District: 06

Project Description: **MIAMI INTERMODAL CTR (MIC) MIC/MIA STATION**

Type of Work: **INTERMODAL HUB CAPACITY**

SIS or Non-SIS: **Yes**

Extra Description:

PHASE :	Funding Source	Proposed Funding (in \$000s)							
		<2016	2015 - 2016	2016 - 2017	2017 - 2018	2018 - 2019	2019 - 2020	>2020	All Years
REPAYMENTS	DDR	9,913	1,330	0	0	0	0	0	11,243
	Total	9,913	1,330	0	0	0	0	0	11,243
CONSTRUCTION	DI	7,381	0	0	0	0	0	0	7,381
CONSTRUCTION	SIB1	11,243	0	0	0	0	0	0	11,243
CONSTRUCTION	LF	3,881	0	0	0	0	0	0	3,881
CONSTRUCTION	DIH	366	0	0	0	0	0	0	366
CONSTRUCTION	DDR	22,980	0	0	0	0	0	0	22,980
CONSTRUCTION	DS	143	0	0	0	0	0	0	143
	Total	45,996	0	0	0	0	0	0	45,996

RESPONSIBLE AGENCY: Miami-Dade Transit Agency

Item Segment TOTAL ALL Years ALL Phases: 57,239

Item Number: 406800

Item TOTAL ALL Years ALL Phases All Segments: 404,159

MIAMI-DADE METROPOLITAN PLANNING ORGANIZATION
TRANSPORTATION IMPROVEMENT PROGRAM
PRIMARY STATE HIGHWAYS AND INTERMODAL



FLP: MULTIMODAL FACILITY

MPO Project Num: **TA4083232**
 LRTP Ref.: 6-10
 County: MIAMI-DADE
 Roadway ID:
 Lanes Exist: 0
 Lanes Improved: 0
 Lanes Added: 0
 Project Length: .000
 District: 06

Project Description: **MIAMI INTERMODAL CTR (MIC)
 FDOT/DISTRICT 6 LOAN REPAYMENT**

Type of Work: **FUNDING ACTION**

SIS or Non-SIS: **Yes**

Extra Description:

		Proposed Funding (in \$000s)							
PHASE :	Funding Source	<2016	2015 - 2016	2016 - 2017	2017 - 2018	2018 - 2019	2019 - 2020	>2020	All Years
ADMINISTRATION	LF	7,415	0	0	0	0	0	0	7,415
ADMINISTRATION	LFNE	42,221	13,598	14,494	15,352	9,335	0	0	95,000
ADMINISTRATION	DDR	94,900	18,500	18,500	9,750	1,750	1,750	9,500	154,650
	Total	144,536	32,098	32,994	25,102	11,085	1,750	9,500	257,065

RESPONSIBLE AGENCY: Miami-Dade Transit Agency

Item Segment TOTAL ALL Years ALL Phases: 257,065

Item Number: 408323

Item TOTAL ALL Years ALL Phases All Segments: 257,065

MIAMI-DADE METROPOLITAN PLANNING ORGANIZATION
TRANSPORTATION IMPROVEMENT PROGRAM
PRIMARY STATE HIGHWAYS AND INTERMODAL



FLP: MULTIMODAL FACILITY

MPO Project Num: **TA4083241**
 LRTP Ref.: 6-10
 County: MIAMI-DADE
 Roadway ID:
 Lanes Exist: 0
 Lanes Improved: 0
 Lanes Added: 0
 Project Length: .000
 District: 06

Project Description: **MIAMI INTERMODAL CTR (MIC) RENTAL
CAR FACILITY (RCF) TIFIA LOAN REPAYM**

Type of Work: **FUNDING ACTION**

SIS or Non-SIS: **Yes**

Extra Description:

		Proposed Funding (in \$000s)							
PHASE :	Funding Source	<2016	2015 - 2016	2016 - 2017	2017 - 2018	2018 - 2019	2019 - 2020	>2020	All Years
ADMINISTRATION	LFNE	52,565	19,540	19,397	19,824	19,762	19,851	101,853	252,792
	Total	52,565	19,540	19,397	19,824	19,762	19,851	101,853	252,792

RESPONSIBLE AGENCY: Miami-Dade Transit Agency

Item Segment TOTAL ALL Years ALL Phases: 252,792

Item Number: 408324

Item TOTAL ALL Years ALL Phases All Segments: 252,792

MIAMI-DADE METROPOLITAN PLANNING ORGANIZATION
TRANSPORTATION IMPROVEMENT PROGRAM
PRIMARY STATE HIGHWAYS AND INTERMODAL



FLP: MULTIMODAL FACILITY

MPO Project Num: **TA4280114**
 LRTP Ref.: 6-10
 County: MIAMI-DADE
 Roadway ID:
 Lanes Exist: 0
 Lanes Improved: 0
 Lanes Added: 0
 Project Length: .000
 District: 06

Project Description: **MDT - NW 27TH AVENUE ENHANCED
BUS SERVICE BUS TERMINAL**

Type of Work: **INTERMODAL HUB CAPACITY**

SIS or Non-SIS: **No**

Extra Description:

		Proposed Funding (in \$000s)							
PHASE :	Funding Source	<2016	2015 - 2016	2016 - 2017	2017 - 2018	2018 - 2019	2019 - 2020	>2020	All Years
CAPITAL	DS	0	1,264	0	0	0	0	0	1,264
CAPITAL	DPTO	0	232	0	0	0	0	0	232
CAPITAL	DDR	0	90	0	0	0	0	0	90
CAPITAL	LF	0	1,595	0	0	0	0	0	1,595
Total		0	3,181	0	0	0	0	0	3,181

RESPONSIBLE AGENCY: Miami-Dade Transit Agency

Item Segment TOTAL ALL Years ALL Phases: 3,181

Item Number: 428011

Item TOTAL ALL Years ALL Phases All Segments: 23,890

MIAMI-DADE METROPOLITAN PLANNING ORGANIZATION
TRANSPORTATION IMPROVEMENT PROGRAM
PRIMARY STATE HIGHWAYS AND INTERMODAL



FLP: MULTIMODAL FACILITY

MPO Project Num: **TA4353811**
LRTP Ref.: 6-24
County: MIAMI-DADE
Roadway ID:
Lanes Exist: 0
Lanes Improved: 0
Lanes Added: 0
Project Length: .000
District: 06

Project Description: **MDT - PALMETTO INTERMODAL
TERMINAL EXPANSION**

Type of Work: **INTERMODAL HUB CAPACITY**

SIS or Non-SIS: **No**

Extra Description:

		Proposed Funding (in \$000s)							
PHASE :	Funding Source	<2016	2015 - 2016	2016 - 2017	2017 - 2018	2018 - 2019	2019 - 2020	>2020	All Years
CAPITAL	DPTO	0	0	0	0	0	386	0	386
CAPITAL	DS	0	0	0	0	160	0	0	160
CAPITAL	DDR	0	0	0	0	1,831	0	0	1,831
CAPITAL	LF	0	0	0	0	664	95	0	759
Total		0	0	0	0	2,655	481	0	3,136

RESPONSIBLE AGENCY: Miami-Dade Transit Agency

Item Segment TOTAL ALL Years ALL Phases: 3,136

Item Number: 435381

Item TOTAL ALL Years ALL Phases All Segments: 3,136

Yearly Totals	1,070,126	57,285	95,628	50,235	33,502	22,482	111,353	1,440,611
FLP: MULTIMODAL FACILITY Totals								5 Year TIP Total 259,132

MIAMI-DADE METROPOLITAN PLANNING ORGANIZATION
TRANSPORTATION IMPROVEMENT PROGRAM
PRIMARY STATE HIGHWAYS AND INTERMODAL



FLP: RAIL

MPO Project Num: **TR2544391**
LRTP Ref.: C-9
County: DIST/ST-WIDE
Roadway ID:
Lanes Exist: 0
Lanes Improved: 0
Lanes Added: 0
Project Length: .000
District: 06

Project Description: **D/W INTERMODAL/RAIL ADMINISTRATION**

Type of Work: **PUBLIC TRANS IN-HOUSE SUPPORT** SIS or Non-SIS: **No**

Extra Description:

PHASE :	Funding Source	Proposed Funding (in \$000s)							All Years
		<2016	2015 - 2016	2016 - 2017	2017 - 2018	2018 - 2019	2019 - 2020	>2020	
ADMINISTRATION	D	1,087	70	70	70	0	0	0	1,297
	Total	1,087	70	70	70	0	0	0	1,297

RESPONSIBLE AGENCY: So. Florida Regional Transportation Authority

Item Segment TOTAL ALL Years ALL Phases: 1,297

Item Number: 254439

Item TOTAL ALL Years ALL Phases All Segments: 1,297

MPO Project Num: **TR2544411**
LRTP Ref.: C-9
County: DIST/ST-WIDE
Roadway ID:
Lanes Exist: 0
Lanes Improved: 0
Lanes Added: 0
Project Length: .000
District: 06

Project Description: **D/W INTERMODAL/RAIL GRANTS MANAGEMENT**

Type of Work: **PUBLIC TRANS IN-HOUSE SUPPORT** SIS or Non-SIS: **No**

Extra Description:

PHASE :	Funding Source	Proposed Funding (in \$000s)							All Years
		<2016	2015 - 2016	2016 - 2017	2017 - 2018	2018 - 2019	2019 - 2020	>2020	
OPERATIONS	D	1,068	85	85	85	0	0	0	1,323
	Total	1,068	85	85	85	0	0	0	1,323

RESPONSIBLE AGENCY: So. Florida Regional Transportation Authority

Item Segment TOTAL ALL Years ALL Phases: 1,323

Item Number: 254441

Item TOTAL ALL Years ALL Phases All Segments: 1,323

MIAMI-DADE METROPOLITAN PLANNING ORGANIZATION
TRANSPORTATION IMPROVEMENT PROGRAM
PRIMARY STATE HIGHWAYS AND INTERMODAL



FLP: RAIL

MPO Project Num: **TR4187422**
LRTP Ref.: 6-12
County: MIAMI-DADE
Roadway ID:
Lanes Exist: 0
Lanes Improved: 0
Lanes Added: 0
Project Length: .000
District: 06

Project Description: **SFRTA METRORAIL TRI-RAIL 79 STREET
TRANSFER STATION**

Type of Work: **RAIL SAFETY PROJECT**

SIS or Non-SIS: **No**

Extra Description:

		Proposed Funding (in \$000s)							
PHASE :	Funding Source	<2016	2015 - 2016	2016 - 2017	2017 - 2018	2018 - 2019	2019 - 2020	>2020	All Years
RAILROAD & UTILITIES	DPTO	0	896	0	0	0	0	0	896
	Total	0	896	0	0	0	0	0	896

RESPONSIBLE AGENCY: So. Florida Regional Transportation Authority

Item Segment TOTAL ALL Years ALL Phases: 896

Item Number: 418742

Item TOTAL ALL Years ALL Phases All Segments: 896

MIAMI-DADE METROPOLITAN PLANNING ORGANIZATION
TRANSPORTATION IMPROVEMENT PROGRAM
PRIMARY STATE HIGHWAYS AND INTERMODAL



FLP: RAIL

MPO Project Num: **TR4335111**
 LRTP Ref.: **NA**
 County: **MIAMI-DADE**
 Roadway ID:
 Lanes Exist: **0**
 Lanes Improved: **0**
 Lanes Added: **0**
 Project Length: **.000**
 District: **06**

Project Description: **NE 203 ST & NE 215 ST INTERSECTION FROM US-1 TO W. DIXIE HWY IMPROVMTS**

Type of Work: **RAIL CAPACITY PROJECT**

SIS or Non-SIS: **Yes**

Extra Description:

		Proposed Funding (in \$000s)							
PHASE :	Funding Source	<2016	2015 - 2016	2016 - 2017	2017 - 2018	2018 - 2019	2019 - 2020	>2020	All Years
P D & E		2,555	0	0	0	0	0	0	2,555
	Total	2,555	0	0	0	0	0	0	2,555
PRELIMINARY ENGINEERING		30	0	0	0	0	0	0	30
	Total	30	0	0	0	0	0	0	30

RESPONSIBLE AGENCY: **So. Florida Regional Transportation Authority**

Item Segment **TOTAL ALL Years ALL Phases:** **2,585**

Item Number: **433511**

Item **TOTAL ALL Years ALL Phases All Segments:** **10,045**

MIAMI-DADE METROPOLITAN PLANNING ORGANIZATION
TRANSPORTATION IMPROVEMENT PROGRAM
PRIMARY STATE HIGHWAYS AND INTERMODAL



FLP: RAIL

MPO Project Num: **TR4335112**
 LRTP Ref.: 6-10
 County: **MIAMI-DADE**
 Roadway ID:
 Lanes Exist:
 Lanes Improved:
 Lanes Added:
 Project Length: .000
 District: 06

Project Description: **NE 203 STREET INTERSECTION
IMPROVEMENTS**

FROM US-1

TO W. DIXIE HWY

Type of Work: **RAIL CAPACITY PROJECT**

SIS or Non-SIS: **Yes**

Extra Description:

		Proposed Funding (in \$000s)							
PHASE :	Funding Source	<2016	2015 - 2016	2016 - 2017	2017 - 2018	2018 - 2019	2019 - 2020	>2020	All Years
PRELIMINARY ENGINEERING	GMR	0	0	3,530	0	0	0	0	3,530
PRELIMINARY ENGINEERING	DIH	0	0	200	0	0	0	0	200
	Total	0	0	3,730	0	0	0	0	3,730

RESPONSIBLE AGENCY: **So. Florida Regional Transportation Authority**

Item Segment TOTAL ALL Years ALL Phases: 3,730

Item Number: 433511

Item TOTAL ALL Years ALL Phases All Segments: 10,045

MIAMI-DADE METROPOLITAN PLANNING ORGANIZATION
TRANSPORTATION IMPROVEMENT PROGRAM
PRIMARY STATE HIGHWAYS AND INTERMODAL



FLP: RAIL

MPO Project Num: **TR4335113**
 LRTP Ref.: 6-10
 County: **MIAMI-DADE**
 Roadway ID:
 Lanes Exist:
 Lanes Improved:
 Lanes Added:
 Project Length: .000
 District: 06

Project Description: **NE 215 STREET INTERSECTION
IMPROVEMENTS**

FROM US-1

TO W. DIXIE HWY

Type of Work: **RAIL CAPACITY PROJECT**

SIS or Non-SIS: **Yes**

Extra Description:

		Proposed Funding (in \$000s)							
PHASE :	Funding Source	<2016	2015 - 2016	2016 - 2017	2017 - 2018	2018 - 2019	2019 - 2020	>2020	All Years
PRELIMINARY ENGINEERING	GMR	0	0	3,530	0	0	0	0	3,530
PRELIMINARY ENGINEERING	DIH	0	0	200	0	0	0	0	200
	Total	0	0	3,730	0	0	0	0	3,730

RESPONSIBLE AGENCY: **So. Florida Regional Transportation Authority**

Item Segment TOTAL ALL Years ALL Phases: 3,730

Item Number: 433511

Item TOTAL ALL Years ALL Phases All Segments: 10,045

MIAMI-DADE METROPOLITAN PLANNING ORGANIZATION
TRANSPORTATION IMPROVEMENT PROGRAM
PRIMARY STATE HIGHWAYS AND INTERMODAL



FLP: RAIL

MPO Project Num: **TR4364691**
LRTP Ref.: 6-10
County: MIAMI-DADE
Roadway ID:
Lanes Exist:
Lanes Improved:
Lanes Added:
Project Length: .000
District: 06

Project Description: **QUIET ZONE/SAFETY IMPROVEMENTS
FEC CROSSINGS, MIAMI-DADE
COUNTYWIDE**

Type of Work: **RAIL SAFETY PROJECT**

SIS or Non-SIS: **No**

Extra Description:

		Proposed Funding (in \$000s)							
PHASE :	Funding Source	<2016	2015 - 2016	2016 - 2017	2017 - 2018	2018 - 2019	2019 - 2020	>2020	All Years
RAILROAD & UTILITIES	SU	0	1,500	0	0	0	0	0	1,500
	Total	0	1,500	0	0	0	0	0	1,500

RESPONSIBLE AGENCY: So. Florida Regional Transportation Authority

Item Segment TOTAL ALL Years ALL Phases: 1,500

Item Number: 436469

Item TOTAL ALL Years ALL Phases All Segments: 1,500

Yearly Totals	4,740	2,551	7,615	155	0	0	0	15,061
FLP: RAIL Totals 5 Year TIP Total								10,321

MIAMI-DADE METROPOLITAN PLANNING ORGANIZATION
TRANSPORTATION IMPROVEMENT PROGRAM
PRIMARY STATE HIGHWAYS AND INTERMODAL



FLP: SEAPORT

MPO Project Num: **SP2544522**
LRTP Ref.: 6-4
County: MIAMI-DADE
Roadway ID:
Lanes Exist: 0
Lanes Improved: 0
Lanes Added: 0
Project Length: .000
District: 06

Project Description: **PORT OF MIAMI SOUTH FISHERMAN'S CHANNEL**

Type of Work: **SEAPORT CAPACITY PROJECT**

SIS or Non-SIS: **Yes**

Extra Description:

		Proposed Funding (in \$000s)							
PHASE :	Funding Source	<2016	2015 - 2016	2016 - 2017	2017 - 2018	2018 - 2019	2019 - 2020	>2020	All Years
CAPITAL	PORB	86	20	0	0	0	0	0	106
CAPITAL	COE	16,372	0	0	0	0	0	0	16,372
CAPITAL	COE	2,142	0	0	0	0	0	0	2,142
CAPITAL	PORT	2,741	2,544	0	0	0	0	0	5,285
CAPITAL	POED	25,000	0	0	0	0	0	0	25,000
CAPITAL	LF	21,936	855	0	0	0	0	0	22,791
CAPITAL	LF	19,621	0	0	0	0	0	0	19,621
CAPITAL	GMR	50,000	0	0	0	0	0	0	50,000
CAPITAL	GMR	26,733	0	0	0	0	0	0	26,733
CAPITAL	DPTO	1,003	0	0	0	0	0	0	1,003
CAPITAL	DIS	1,009	0	0	0	0	0	0	1,009
CAPITAL	DIS	322	0	0	0	0	0	0	322
CAPITAL	DDR	1,931	0	0	0	0	0	0	1,931
CAPITAL	DS	3,587	0	0	0	0	0	0	3,587

MIAMI-DADE METROPOLITAN PLANNING ORGANIZATION
TRANSPORTATION IMPROVEMENT PROGRAM
PRIMARY STATE HIGHWAYS AND INTERMODAL



FLP: SEAPORT

MPO Project Num: **SP2544522**
LRTP Ref.: 6-4
County: MIAMI-DADE
Roadway ID:
Lanes Exist: 0
Lanes Improved: 0
Lanes Added: 0
Project Length: .000
District: 06

Project Description: **PORT OF MIAMI SOUTH FISHERMAN'S CHANNEL**

Type of Work: **SEAPORT CAPACITY PROJECT**

SIS or Non-SIS: **Yes**

Extra Description:

PHASE :	Funding Source	Proposed Funding (in \$000s)							All Years
		<2016	2015 - 2016	2016 - 2017	2017 - 2018	2018 - 2019	2019 - 2020	>2020	
	Total	172,482	3,419	0	0	0	0	0	175,901

RESPONSIBLE AGENCY: Miami-Dade Seaport Department

Item Segment TOTAL ALL Years ALL Phases: 175,901

Item Number: 254452

Item TOTAL ALL Years ALL Phases All Segments: 175,901

MPO Project Num: **SP2544571**
LRTP Ref.: C-9
County: DIST/ST-WIDE
Roadway ID:
Lanes Exist: 0
Lanes Improved: 0
Lanes Added: 0
Project Length: .000
District: 06

Project Description: **DISTRICTWIDE SEAPORTS ADMINISTRATION**

Type of Work: **PUBLIC TRANS IN-HOUSE SUPPORT**

SIS or Non-SIS: **No**

Extra Description:

PHASE :	Funding Source	Proposed Funding (in \$000s)							All Years
		<2016	2015 - 2016	2016 - 2017	2017 - 2018	2018 - 2019	2019 - 2020	>2020	
ADMINISTRATION	D	482	50	50	50	0	0	0	632
	Total	482	50	50	50	0	0	0	632

RESPONSIBLE AGENCY: Miami-Dade Seaport Department

Item Segment TOTAL ALL Years ALL Phases: 632

Item Number: 254457

Item TOTAL ALL Years ALL Phases All Segments: 632

MIAMI-DADE METROPOLITAN PLANNING ORGANIZATION
TRANSPORTATION IMPROVEMENT PROGRAM
PRIMARY STATE HIGHWAYS AND INTERMODAL



FLP: SEAPORT

MPO Project Num: **SP4311261**
LRTP Ref.: 6-4
County: MIAMI-DADE
Roadway ID:
Lanes Exist: 0
Lanes Improved: 0
Lanes Added: 0
Project Length: .000
District: 06

Project Description: **PORT OF MIAMI, PORT OF MIAMI (POM)
POST PANAMAX CRANES**

Type of Work: **SEAPORT CAPACITY PROJECT**

SIS or Non-SIS: **Yes**

Extra Description:

		Proposed Funding (in \$000s)							
PHASE :	Funding Source	<2016	2015 - 2016	2016 - 2017	2017 - 2018	2018 - 2019	2019 - 2020	>2020	All Years
CAPITAL	DPTO	0	0	931	0	0	0	0	931
CAPITAL	PORT	1,055	0	0	0	0	0	0	1,055
CAPITAL	PORB	2,880	0	0	0	0	0	0	2,880
CAPITAL	LF	8,935	0	0	6,000	10,000	0	0	24,935
CAPITAL	LF	0	0	1,374	0	0	0	0	1,374
CAPITAL	DS	0	0	444	0	0	0	0	444
CAPITAL	DIS	0	0	0	6,000	0	0	0	6,000
CAPITAL	GMR	5,000	0	0	0	10,000	0	0	15,000
Total		17,870	0	2,749	12,000	20,000	0	0	52,619

RESPONSIBLE AGENCY: Miami-Dade Seaport Department

Item Segment TOTAL ALL Years ALL Phases: 52,619

Item Number: 431126

Item TOTAL ALL Years ALL Phases All Segments: 52,619

Yearly Totals	190,834	3,469	2,799	12,050	20,000	0	0	229,152
FLP: SEAPORT		Totals					5 Year TIP Total	38,318

MIAMI-DADE METROPOLITAN PLANNING ORGANIZATION
TRANSPORTATION IMPROVEMENT PROGRAM
PRIMARY STATE HIGHWAYS AND INTERMODAL



FLP: TRANSIT

MPO Project Num: **TA2538911**
LRTP Ref.: **C-9**
County: **DIST/ST-WIDE**
Roadway ID:
Lanes Exist: **0**
Lanes Improved: **0**
Lanes Added: **0**
Project Length: **.000**
District: **06**

Project Description: **DISTRICTWIDE TRANSIT**

Type of Work: **PUBLIC TRANS IN-HOUSE SUPPORT** SIS or Non-SIS: **No**

Extra Description:

		Proposed Funding (in \$000s)							
PHASE :	Funding Source	<2016	2015 - 2016	2016 - 2017	2017 - 2018	2018 - 2019	2019 - 2020	>2020	All Years
OPERATIONS	D	199	25	30	30	0	0	0	284
	Total	199	25	30	30	0	0	0	284

RESPONSIBLE AGENCY: **Miami-Dade Transit Agency**

Item Segment TOTAL ALL Years ALL Phases: **284**

Item Number: **253891** Item TOTAL ALL Years ALL Phases All Segments: **284**

MPO Project Num: **TA2538921**
LRTP Ref.: **C-9**
County: **DIST/ST-WIDE**
Roadway ID:
Lanes Exist: **0**
Lanes Improved: **0**
Lanes Added: **0**
Project Length: **.000**
District: **06**

Project Description: **DISTRICTWIDE TRANSIT**

Type of Work: **PUBLIC TRANS IN-HOUSE SUPPORT** SIS or Non-SIS: **No**

Extra Description:

		Proposed Funding (in \$000s)							
PHASE :	Funding Source	<2016	2015 - 2016	2016 - 2017	2017 - 2018	2018 - 2019	2019 - 2020	>2020	All Years
OPERATIONS	D	1,053	50	50	50	0	0	0	1,203
	Total	1,053	50	50	50	0	0	0	1,203

RESPONSIBLE AGENCY: **Miami-Dade Transit Agency**

Item Segment TOTAL ALL Years ALL Phases: **1,203**

Item Number: **253892** Item TOTAL ALL Years ALL Phases All Segments: **1,203**

MIAMI-DADE METROPOLITAN PLANNING ORGANIZATION
TRANSPORTATION IMPROVEMENT PROGRAM
PRIMARY STATE HIGHWAYS AND INTERMODAL



FLP: TRANSIT

MPO Project Num: **TA2538971**
LRTP Ref.: C-9
County: DIST/ST-WIDE
Roadway ID:
Lanes Exist: 0
Lanes Improved: 0
Lanes Added: 0
Project Length: .000
District: 06

Project Description: **DISTRICTWIDE TRANSIT MOTION
SUPPORT**

Type of Work: **PUBLIC TRANS IN-HOUSE SUPPORT** SIS or Non-SIS: **No**

Extra Description:

		Proposed Funding (in \$000s)							
PHASE :	Funding Source	<2016	2015 - 2016	2016 - 2017	2017 - 2018	2018 - 2019	2019 - 2020	>2020	All Years
OPERATIONS	D	568	50	50	50	0	0	0	718
	Total	568	50	50	50	0	0	0	718

RESPONSIBLE AGENCY: Miami-Dade Transit Agency

Item Segment TOTAL ALL Years ALL Phases: 718

Item Number: 253897 Item TOTAL ALL Years ALL Phases All Segments: 718

MPO Project Num: **TA2539081**
LRTP Ref.: C-9
County: DIST/ST-WIDE
Roadway ID:
Lanes Exist: 0
Lanes Improved: 0
Lanes Added: 0
Project Length: .000
District: 06

Project Description: **DISTRICTWIDE TRANSIT SPECIAL
PROJECTS**

Type of Work: **PUBLIC TRANS IN-HOUSE SUPPORT** SIS or Non-SIS: **No**

Extra Description:

		Proposed Funding (in \$000s)							
PHASE :	Funding Source	<2016	2015 - 2016	2016 - 2017	2017 - 2018	2018 - 2019	2019 - 2020	>2020	All Years
ADMINISTRATION	D	1,282	80	80	80	0	0	0	1,522
	Total	1,282	80	80	80	0	0	0	1,522

RESPONSIBLE AGENCY: Miami-Dade Transit Agency

Item Segment TOTAL ALL Years ALL Phases: 1,522

Item Number: 253908 Item TOTAL ALL Years ALL Phases All Segments: 1,522

MIAMI-DADE METROPOLITAN PLANNING ORGANIZATION
TRANSPORTATION IMPROVEMENT PROGRAM
PRIMARY STATE HIGHWAYS AND INTERMODAL



FLP: TRANSIT

MPO Project Num: **TA4051331**
 LRTP Ref.: **NA**
 County: **MIAMI-DADE**
 Roadway ID:
 Lanes Exist: **0**
 Lanes Improved: **0**
 Lanes Added: **0**
 Project Length: **.000**
 District: **06**

Project Description: **MIAMI-DADE TRANSIT AGENCY
(GUIDEWAY BRIDGE INSPECTION)**

Type of Work: **FIXED GUIDEWAY IMPROVEMENTS** SIS or Non-SIS: **No**

Extra Description:

PHASE :	Funding Source	Proposed Funding (in \$000s)							
		<2016	2015 - 2016	2016 - 2017	2017 - 2018	2018 - 2019	2019 - 2020	>2020	All Years
CAPITAL		6,750	0	0	0	0	0	0	6,750
CAPITAL		188	0	0	0	0	0	0	188
	Total	6,938	0	0	0	0	0	0	6,938

RESPONSIBLE AGENCY: **Miami-Dade Transit Agency**

Item Segment TOTAL ALL Years ALL Phases: **13,688**

Item Number: **405133**

Item TOTAL ALL Years ALL Phases All Segments: **39,563**

MIAMI-DADE METROPOLITAN PLANNING ORGANIZATION
TRANSPORTATION IMPROVEMENT PROGRAM
PRIMARY STATE HIGHWAYS AND INTERMODAL



FLP: TRANSIT

MPO Project Num: **TA4051332**
 LRTP Ref.: **NA**
 County: **MIAMI-DADE**
 Roadway ID:
 Lanes Exist: **0**
 Lanes Improved: **0**
 Lanes Added: **0**
 Project Length: **.000**
 District: **06**

Project Description: **MIAMI-DADE TRANSIT (GUIDEWAY
BRIDGE INSPECTION)**

Type of Work: **FIXED GUIDEWAY IMPROVEMENTS**

SIS or Non-SIS: **No**

Extra Description:

		Proposed Funding (in \$000s)							
PHASE :	Funding Source	<2016	2015 - 2016	2016 - 2017	2017 - 2018	2018 - 2019	2019 - 2020	>2020	All Years
CAPITAL		3,500	0	0	0	0	0	0	3,500
CAPITAL		875	0	0	0	0	0	0	875
	Total	4,375	0	0	0	0	0	0	4,375

RESPONSIBLE AGENCY: **Miami-Dade Transit Agency**

Item Segment TOTAL ALL Years ALL Phases: **7,875**

Item Number: **405133**

Item TOTAL ALL Years ALL Phases All Segments: **39,563**

MIAMI-DADE METROPOLITAN PLANNING ORGANIZATION
TRANSPORTATION IMPROVEMENT PROGRAM
PRIMARY STATE HIGHWAYS AND INTERMODAL



FLP: TRANSIT

MPO Project Num: **TA4051333**
 LRTP Ref.: **NA**
 County: **MIAMI-DADE**
 Roadway ID:
 Lanes Exist: **0**
 Lanes Improved: **0**
 Lanes Added: **0**
 Project Length: **.000**
 District: **06**

Project Description: **MDT - FTA SEC 5307 METRORAIL & METROMOVER GUIDEWAY BRIDGE INSPECTNS**

Type of Work: **FIXED GUIDEWAY IMPROVEMENTS**

SIS or Non-SIS: **No**

Extra Description:

		Proposed Funding (in \$000s)							
PHASE :	Funding Source	<2016	2015 - 2016	2016 - 2017	2017 - 2018	2018 - 2019	2019 - 2020	>2020	All Years
CAPITAL		750	0	0	0	0	0	0	750
CAPITAL		3,000	0	0	0	0	0	0	3,000
	Total	3,750	0	0	0	0	0	0	3,750

RESPONSIBLE AGENCY: **Miami-Dade Transit Agency**

Item Segment TOTAL ALL Years ALL Phases: **6,750**

Item Number: **405133**

Item TOTAL ALL Years ALL Phases All Segments: **39,563**

**FTAT (Federal Transit Administration Transfer) funds are a transfer and are not part of the project cost.

MIAMI-DADE METROPOLITAN PLANNING ORGANIZATION
TRANSPORTATION IMPROVEMENT PROGRAM
PRIMARY STATE HIGHWAYS AND INTERMODAL



FLP: TRANSIT

MPO Project Num: **TA4051334**
LRTP Ref.: 6-4
County: MIAMI-DADE
Roadway ID:
Lanes Exist: 0
Lanes Improved: 0
Lanes Added: 0
Project Length: .000
District: 06

Project Description: **MDT - FTA SEC 5307 METRORAIL & METROMOVER GUIDEWAY BRIDGE INSPECTNS**

Type of Work: **FIXED GUIDEWAY IMPROVEMENTS**

SIS or Non-SIS: **No**

Extra Description:

		Proposed Funding (in \$000s)							
PHASE :	Funding Source	<2016	2015 - 2016	2016 - 2017	2017 - 2018	2018 - 2019	2019 - 2020	>2020	All Years
CAPITAL	SU	0	1,000	1,000	1,000	1,000	1,000	0	5,000
CAPITAL	FTAT**	0	1,000	1,000	1,000	1,000	1,000	0	5,000
CAPITAL	LF	0	250	250	250	250	250	0	1,250
Total		0	2,250	2,250	2,250	2,250	2,250	0	11,250

RESPONSIBLE AGENCY: Miami-Dade Transit Agency

Item Segment TOTAL ALL Years ALL Phases: 11,250

Item Number: 405133

Item TOTAL ALL Years ALL Phases All Segments: 39,563

**FTAT (Federal Transit Administration Transfer) funds are a transfer and are not part of the project cost.

MIAMI-DADE METROPOLITAN PLANNING ORGANIZATION
TRANSPORTATION IMPROVEMENT PROGRAM
PRIMARY STATE HIGHWAYS AND INTERMODAL



FLP: TRANSIT

MPO Project Num: **TA4145361**
 LRTP Ref.: **NA**
 County: **MIAMI-DADE**
 Roadway ID:
 Lanes Exist: **0**
 Lanes Improved: **0**
 Lanes Added: **0**
 Project Length: **.000**
 District: **06**

Project Description: **SOUTH FLA VANPOOL MIAMI-DADE
COUNTY MPO MARKETING**

Type of Work: **COMMUTER TRANS. ASSISTANCE**

SIS or Non-SIS: **No**

Extra Description:

		Proposed Funding (in \$000s)							
PHASE :	Funding Source	<2016	2015 - 2016	2016 - 2017	2017 - 2018	2018 - 2019	2019 - 2020	>2020	All Years
OPERATIONS		454	0	0	0	0	0	0	454
OPERATIONS		231	0	0	0	0	0	0	231
	Total	686	0	0	0	0	0	0	686

RESPONSIBLE AGENCY: **Miami-Dade Transit Agency**

Item Segment TOTAL ALL Years ALL Phases: **686**

Item Number: **414536**

Item TOTAL ALL Years ALL Phases All Segments: **1,850**

MIAMI-DADE METROPOLITAN PLANNING ORGANIZATION
TRANSPORTATION IMPROVEMENT PROGRAM
PRIMARY STATE HIGHWAYS AND INTERMODAL



FLP: TRANSIT

MPO Project Num: **TA4145362**
 LRTP Ref.: 6-67
 County: MIAMI-DADE
 Roadway ID:
 Lanes Exist: 0
 Lanes Improved: 0
 Lanes Added: 0
 Project Length: .000
 District: 06

Project Description: **SOUTH FLA VANPOOL MIAMI-DADE
COUNTY MPO MARKETING**

Type of Work: **COMMUTER TRANS. ASSISTANCE**

SIS or Non-SIS: **No**

Extra Description:

		Proposed Funding (in \$000s)							
PHASE :	Funding Source	<2016	2015 - 2016	2016 - 2017	2017 - 2018	2018 - 2019	2019 - 2020	>2020	All Years
OPERATIONS	DS	0	0	75	0	0	0	0	75
OPERATIONS	SU	246	75	75	75	50	50	0	571
OPERATIONS	DPTO	269	75	0	75	50	50	0	519
	Total	514	150	150	150	100	100	0	1,164

RESPONSIBLE AGENCY: Miami-Dade Transit Agency

Item Segment TOTAL ALL Years ALL Phases: 1,164

Item Number: 414536

Item TOTAL ALL Years ALL Phases All Segments: 1,850

MIAMI-DADE METROPOLITAN PLANNING ORGANIZATION
TRANSPORTATION IMPROVEMENT PROGRAM
PRIMARY STATE HIGHWAYS AND INTERMODAL



FLP: TRANSIT

MPO Project Num: **TA4162222**
 LRTP Ref.: NA
 County: DIST/ST-WIDE
 Roadway ID:
 Lanes Exist: 0
 Lanes Improved: 0
 Lanes Added: 0
 Project Length: .000
 District: 06

Project Description: **SOUTH FL VANPOOL - FTA 5307 & STATE
TRANSIT BLOCK GRANT FROM MDT**

Type of Work: **COMMUTER TRANS. ASSISTANCE** SIS or Non-SIS: **No**

Extra Description:

		Proposed Funding (in \$000s)							
PHASE :	Funding Source	<2016	2015 - 2016	2016 - 2017	2017 - 2018	2018 - 2019	2019 - 2020	>2020	All Years
CAPITAL		1,046	0	0	0	0	0	0	1,046
CAPITAL		4,830	0	0	0	0	0	0	4,830
	Total	5,876	0	0	0	0	0	0	5,876

RESPONSIBLE AGENCY: **Miami-Dade Transit Agency**

Item Segment TOTAL ALL Years ALL Phases: **5,876**

Item Number: 416222

Item TOTAL ALL Years ALL Phases All Segments: **14,064**

MIAMI-DADE METROPOLITAN PLANNING ORGANIZATION
TRANSPORTATION IMPROVEMENT PROGRAM
PRIMARY STATE HIGHWAYS AND INTERMODAL



FLP: TRANSIT

MPO Project Num: **TA4162223**
 LRTP Ref.: 6-67
 County: DIST/ST-WIDE
 Roadway ID:
 Lanes Exist: 0
 Lanes Improved: 0
 Lanes Added: 0
 Project Length: .000
 District: 06

Project Description: **SOUTH FL VANPOOL - FTA 5307 & STATE
TRANSIT BLOCK GRANT FROM MDT**

Type of Work: **COMMUTER TRANS. ASSISTANCE**

SIS or Non-SIS: **No**

Extra Description:

		Proposed Funding (in \$000s)							
PHASE :	Funding Source	<2016	2015 - 2016	2016 - 2017	2017 - 2018	2018 - 2019	2019 - 2020	>2020	All Years
CAPITAL	LF	337	337	337	337	0	0	0	1,348
CAPITAL	FTA	1,710	1,710	1,710	1,710	0	0	0	6,840
	Total	2,047	2,047	2,047	2,047	0	0	0	8,188

RESPONSIBLE AGENCY: **Miami-Dade Transit Agency**

Item Segment TOTAL ALL Years ALL Phases: **8,188**

Item Number: 416222

Item TOTAL ALL Years ALL Phases All Segments: **14,064**

MIAMI-DADE METROPOLITAN PLANNING ORGANIZATION
TRANSPORTATION IMPROVEMENT PROGRAM
PRIMARY STATE HIGHWAYS AND INTERMODAL



FLP: TRANSIT

MPO Project Num: **TA4179171**
 LRTP Ref.: **NA**
 County: **MIAMI-DADE**
 Roadway ID:
 Lanes Exist: **0**
 Lanes Improved: **0**
 Lanes Added: **0**
 Project Length: **.000**
 District: **06**

Project Description: **MDTA/S MIA DADE BSWY ROUTES FROM DADELAND TO Florida City**
OPERATING ASSISTNC

Type of Work: **URBAN CORRIDOR IMPROVEMENTS** SIS or Non-SIS: **No**

Extra Description:

		Proposed Funding (in \$000s)							
PHASE :	Funding Source	<2016	2015 - 2016	2016 - 2017	2017 - 2018	2018 - 2019	2019 - 2020	>2020	All Years
OPERATIONS		2,735	0	0	0	0	0	0	2,735
	Total	2,735	0	0	0	0	0	0	2,735

RESPONSIBLE AGENCY: **Miami-Dade Transit Agency**

Item Segment TOTAL ALL Years ALL Phases: **2,735**

Item Number: **417917**

Item TOTAL ALL Years ALL Phases All Segments: **9,267**

MIAMI-DADE METROPOLITAN PLANNING ORGANIZATION
TRANSPORTATION IMPROVEMENT PROGRAM
PRIMARY STATE HIGHWAYS AND INTERMODAL



FLP: TRANSIT

MPO Project Num: **TA4179172**
LRTP Ref.: **6-4**
County: **MIAMI-DADE**
Roadway ID:
Lanes Exist: **0**
Lanes Improved: **0**
Lanes Added: **0**
Project Length: **.000**
District: **06**

Project Description: **MDT-S MIA DADE BSWY ROUTES FROM DADELAND TO Florida City**
OPERATING ASSISTNC

Type of Work: **URBAN CORRIDOR IMPROVEMENTS** SIS or Non-SIS: **No**

Extra Description:

		Proposed Funding (in \$000s)							
PHASE :	Funding Source	<2016	2015 - 2016	2016 - 2017	2017 - 2018	2018 - 2019	2019 - 2020	>2020	All Years
OPERATIONS	DPTO	2,957	745	0	0	0	0	0	3,702
OPERATIONS	DDR	715	0	0	0	0	0	0	715
	Total	3,672	745	0	0	0	0	0	4,417

RESPONSIBLE AGENCY: **Miami-Dade Transit Agency**

Item Segment TOTAL ALL Years ALL Phases: **4,417**

Item Number: **417917**

Item TOTAL ALL Years ALL Phases All Segments: **9,267**

MIAMI-DADE METROPOLITAN PLANNING ORGANIZATION
TRANSPORTATION IMPROVEMENT PROGRAM
PRIMARY STATE HIGHWAYS AND INTERMODAL



FLP: TRANSIT

MPO Project Num: **TA4179173**
 LRTP Ref.: 6-4
 County: MIAMI-DADE
 Roadway ID:
 Lanes Exist: 0
 Lanes Improved: 0
 Lanes Added: 0
 Project Length: .000
 District: 06

Project Description: **MDT-S MIA DADE BSWY ROUTES FROM DADELAND TO Florida City**
OPERATING ASSISTNC

Type of Work: **URBAN CORRIDOR IMPROVEMENTS** SIS or Non-SIS: **No**

Extra Description:

		Proposed Funding (in \$000s)							
PHASE :	Funding Source	<2016	2015 - 2016	2016 - 2017	2017 - 2018	2018 - 2019	2019 - 2020	>2020	All Years
OPERATIONS	DS	0	0	153	0	0	0	0	153
OPERATIONS	DPTO	0	0	847	1,000	0	115	0	1,962
	Total	0	0	1,000	1,000	0	115	0	2,115

RESPONSIBLE AGENCY: Miami-Dade Transit Agency

Item Segment TOTAL ALL Years ALL Phases: 2,115

Item Number: 417917

Item TOTAL ALL Years ALL Phases All Segments: 9,267

MIAMI-DADE METROPOLITAN PLANNING ORGANIZATION
TRANSPORTATION IMPROVEMENT PROGRAM
PRIMARY STATE HIGHWAYS AND INTERMODAL



FLP: TRANSIT

MPO Project Num: **TA4180511**
 LRTP Ref.: **NA**
 County: **DIST/ST-WIDE**
 Roadway ID:
 Lanes Exist: **0**
 Lanes Improved: **0**
 Lanes Added: **0**
 Project Length: **.000**
 District: **06**

Project Description: **MDTA - DADE-MONROE EXPRESS FROM FLORIDA CITY TO MARATHON (MM 50)**

Type of Work: **COMMUTER TRANS. ASSISTANCE** SIS or Non-SIS: **No**

Extra Description:

		Proposed Funding (in \$000s)							
PHASE :	Funding Source	<2016	2015 - 2016	2016 - 2017	2017 - 2018	2018 - 2019	2019 - 2020	>2020	All Years
OPERATIONS		1,220	0	0	0	0	0	0	1,220
OPERATIONS		1,220	0	0	0	0	0	0	1,220
	Total	2,440	0	0	0	0	0	0	2,440

RESPONSIBLE AGENCY: **Miami-Dade Transit Agency**

Item Segment TOTAL ALL Years ALL Phases: **2,440**

Item Number: **418051**

Item TOTAL ALL Years ALL Phases All Segments: **17,224**

MIAMI-DADE METROPOLITAN PLANNING ORGANIZATION
TRANSPORTATION IMPROVEMENT PROGRAM
PRIMARY STATE HIGHWAYS AND INTERMODAL



FLP: TRANSIT

MPO Project Num: **TA4180513**
 LRTP Ref.: 6-4
 County: DIST/ST-WIDE
 Roadway ID:
 Lanes Exist: 0
 Lanes Improved: 0
 Lanes Added: 0
 Project Length: .000
 District: 06

Project Description: **MDT - DADE/MONROE EXPRESS BUS ROUTE** FROM FL CITY TO MARATHON (MM50)

Type of Work: **COMMUTER TRANS. ASSISTANCE** SIS or Non-SIS: **No**

Extra Description:

		Proposed Funding (in \$000s)							
PHASE :	Funding Source	<2016	2015 - 2016	2016 - 2017	2017 - 2018	2018 - 2019	2019 - 2020	>2020	All Years
OPERATIONS	DS	0	400	879	875	0	0	0	2,154
OPERATIONS	LF	0	900	925	875	515	527	0	3,742
OPERATIONS	DPTO	0	500	46	0	515	527	0	1,588
	Total	0	1,800	1,850	1,750	1,030	1,054	0	7,484

RESPONSIBLE AGENCY: Miami-Dade Transit Agency

Item Segment TOTAL ALL Years ALL Phases: 7,484

Item Number: 418051

Item TOTAL ALL Years ALL Phases All Segments: 17,224

MIAMI-DADE METROPOLITAN PLANNING ORGANIZATION
TRANSPORTATION IMPROVEMENT PROGRAM
PRIMARY STATE HIGHWAYS AND INTERMODAL



FLP: TRANSIT

MPO Project Num: **TA4204521**
 LRTP Ref.: NA
 County: MIAMI-DADE
 Roadway ID:
 Lanes Exist: 0
 Lanes Improved: 0
 Lanes Added: 0
 Project Length: .000
 District: 06

Project Description: **SOUTH FLA COMMUTER SERVICES IN
MIAMI-DADE COUNTY - TMI SUPPORT**

Type of Work: **COMMUTER TRANS. ASSISTANCE**

SIS or Non-SIS: **No**

Extra Description:

		Proposed Funding (in \$000s)							
PHASE :	Funding Source	<2016	2015 - 2016	2016 - 2017	2017 - 2018	2018 - 2019	2019 - 2020	>2020	All Years
PLANNING		1,681	0	0	0	0	0	0	1,681
	Total	1,681	0	0	0	0	0	0	1,681

RESPONSIBLE AGENCY: Miami-Dade Transit Agency

Item Segment TOTAL ALL Years ALL Phases: 1,681

Item Number: 420452

Item TOTAL ALL Years ALL Phases All Segments: 3,890

MIAMI-DADE METROPOLITAN PLANNING ORGANIZATION
TRANSPORTATION IMPROVEMENT PROGRAM
PRIMARY STATE HIGHWAYS AND INTERMODAL



FLP: TRANSIT

MPO Project Num: **TA4204522**
 LRTP Ref.: 6-67
 County: MIAMI-DADE
 Roadway ID:
 Lanes Exist: 0
 Lanes Improved: 0
 Lanes Added: 0
 Project Length: .000
 District: 06

Project Description: **SOUTH FLA COMMUTER SERVICES IN
MIAMI-DADE COUNTY - TDM OUTREACH**

Type of Work: **COMMUTER TRANS. ASSISTANCE** SIS or Non-SIS: **No**

Extra Description:

		Proposed Funding (in \$000s)							
PHASE :	Funding Source	<2016	2015 - 2016	2016 - 2017	2017 - 2018	2018 - 2019	2019 - 2020	>2020	All Years
PLANNING	DDR	0	447	354	408	0	0	0	1,209
PLANNING	SU	0	0	0	0	500	500	0	1,000
	Total	0	447	354	408	500	500	0	2,209

RESPONSIBLE AGENCY: Miami-Dade Transit Agency

Item Segment TOTAL ALL Years ALL Phases: 2,209

Item Number: 420452

Item TOTAL ALL Years ALL Phases All Segments: 3,890

MIAMI-DADE METROPOLITAN PLANNING ORGANIZATION
TRANSPORTATION IMPROVEMENT PROGRAM
PRIMARY STATE HIGHWAYS AND INTERMODAL



FLP: TRANSIT

MPO Project Num: **TA4204622**
 LRTP Ref.: **NA**
 County: **MIAMI-DADE**
 Roadway ID:
 Lanes Exist: **0**
 Lanes Improved: **0**
 Lanes Added: **0**
 Project Length: **.000**
 District: **06**

Project Description: **MDTA - I-95 EXPRESS DOWNTOWN MIA
ALONG I95**

**TO SHERIDAN ST & BROWRD
BLV**

Type of Work: **URBAN CORRIDOR IMPROVEMENTS** SIS or Non-SIS: **No**

Extra Description:

		Proposed Funding (in \$000s)							
PHASE :	Funding Source	<2016	2015 - 2016	2016 - 2017	2017 - 2018	2018 - 2019	2019 - 2020	>2020	All Years
CAPITAL		13,845	0	0	0	0	0	0	13,845
CAPITAL		3,461	0	0	0	0	0	0	3,461
	Total	17,306	0	0	0	0	0	0	17,306

RESPONSIBLE AGENCY: **Miami-Dade Transit Agency**

Item Segment TOTAL ALL Years ALL Phases: **17,306**

Item Number: **420462**

Item TOTAL ALL Years ALL Phases All Segments: **41,820**

MIAMI-DADE METROPOLITAN PLANNING ORGANIZATION
TRANSPORTATION IMPROVEMENT PROGRAM
PRIMARY STATE HIGHWAYS AND INTERMODAL



FLP: TRANSIT

MPO Project Num: **TA4204623**
LRTP Ref.: NA
County: MIAMI-DADE
Roadway ID:
Lanes Exist: 0
Lanes Improved: 0
Lanes Added: 0
Project Length: .000
District: 06

Project Description: **SOUTH FLA COMMUTER SERVICES IN
MIAMI-DADE I-95 EXPRESS CALL CENTER**

Type of Work: **COMMUTER TRANS. ASSISTANCE** SIS or Non-SIS: **No**

Extra Description:

PHASE :	Funding Source	Proposed Funding (in \$000s)							All Years
		<2016	2015 - 2016	2016 - 2017	2017 - 2018	2018 - 2019	2019 - 2020	>2020	
PLANNING		359	0	0	0	0	0	0	359
	Total	359	0	0	0	0	0	0	359

RESPONSIBLE AGENCY: Miami-Dade Transit Agency

Item Segment TOTAL ALL Years ALL Phases: 359

Item Number: 420462 Item TOTAL ALL Years ALL Phases All Segments: 41,820

MPO Project Num: **TA4204624**
LRTP Ref.: NA
County: MIAMI-DADE
Roadway ID:
Lanes Exist: 0
Lanes Improved: 0
Lanes Added: 0
Project Length: .000
District: 06

Project Description: **SOUTH FLA COMMUTER SERVICES IN
MIAMI-DADE I-95 EXPRESS CALL CENTER**

Type of Work: **COMMUTER TRANS. ASSISTANCE** SIS or Non-SIS: **No**

Extra Description:

PHASE :	Funding Source	Proposed Funding (in \$000s)							All Years
		<2016	2015 - 2016	2016 - 2017	2017 - 2018	2018 - 2019	2019 - 2020	>2020	
PLANNING		664	0	0	0	0	0	0	664
	Total	664	0	0	0	0	0	0	664

RESPONSIBLE AGENCY: Miami-Dade Transit Agency

Item Segment TOTAL ALL Years ALL Phases: 664

Item Number: 420462 Item TOTAL ALL Years ALL Phases All Segments: 41,820

MIAMI-DADE METROPOLITAN PLANNING ORGANIZATION
TRANSPORTATION IMPROVEMENT PROGRAM
PRIMARY STATE HIGHWAYS AND INTERMODAL



FLP: TRANSIT

MPO Project Num: **TA4204625**
 LRTP Ref.: 6-4
 County: MIAMI-DADE
 Roadway ID:
 Lanes Exist: 0
 Lanes Improved: 0
 Lanes Added: 0
 Project Length: .000
 District: 06

Project Description: **MDT - 95 EXPRESS DADE BROWARD
EXPRESS (MIAMI CBD)**

Type of Work: **URBAN CORRIDOR IMPROVEMENTS**

SIS or Non-SIS: **No**

Extra Description:

		Proposed Funding (in \$000s)							
PHASE :	Funding Source	<2016	2015 - 2016	2016 - 2017	2017 - 2018	2018 - 2019	2019 - 2020	>2020	All Years
OPERATIONS	DDR	0	0	0	0	0	505	0	505
OPERATIONS	TOBD	3,872	1,430	1,501	1,575	1,000	1,100	0	10,478
	Total	3,872	1,430	1,501	1,575	1,000	1,605	0	10,983

RESPONSIBLE AGENCY: Miami-Dade Transit Agency

Item Segment TOTAL ALL Years ALL Phases: 10,983

Item Number: 420462

Item TOTAL ALL Years ALL Phases All Segments: 41,820

MIAMI-DADE METROPOLITAN PLANNING ORGANIZATION
TRANSPORTATION IMPROVEMENT PROGRAM
PRIMARY STATE HIGHWAYS AND INTERMODAL



FLP: TRANSIT

MPO Project Num: **TA4204627**
LRTP Ref.: **NA**
County: **MIAMI-DADE**
Roadway ID:
Lanes Exist: **0**
Lanes Improved: **0**
Lanes Added: **0**
Project Length: **.000**
District: **06**

Project Description: **SOUTH FLA COMMUTER SERVICES IN
MIAMI-DADE I-95 EXPRESS CALL CENTER**

Type of Work: **COMMUTER TRANS. ASSISTANCE** SIS or Non-SIS: **No**

Extra Description:

PHASE :	Funding Source	Proposed Funding (in \$000s)							All Years
		<2016	2015 - 2016	2016 - 2017	2017 - 2018	2018 - 2019	2019 - 2020	>2020	
PLANNING		72	0	0	0	0	0	0	72
	Total	72	0	0	0	0	0	0	72

RESPONSIBLE AGENCY: **Miami-Dade Transit Agency**

Item Segment TOTAL ALL Years ALL Phases: **72**

Item Number: **420462** Item TOTAL ALL Years ALL Phases All Segments: **41,820**

MPO Project Num: **TA4204628**
LRTP Ref.: **6-67**
County: **MIAMI-DADE**
Roadway ID:
Lanes Exist: **0**
Lanes Improved: **0**
Lanes Added: **0**
Project Length: **.000**
District: **06**

Project Description: **SOUTH FLA COMMUTER SERVICES IN
MIAMI-DADE I-95 EXPRESS CALL CENTER**

Type of Work: **COMMUTER TRANS. ASSISTANCE** SIS or Non-SIS: **No**

Extra Description:

PHASE :	Funding Source	Proposed Funding (in \$000s)							All Years
		<2016	2015 - 2016	2016 - 2017	2017 - 2018	2018 - 2019	2019 - 2020	>2020	
PLANNING	TOBD	0	200	201	201	201	201	0	1,004
	Total	0	200	201	201	201	201	0	1,004

RESPONSIBLE AGENCY: **Miami-Dade Transit Agency**

Item Segment TOTAL ALL Years ALL Phases: **1,004**

Item Number: **420462** Item TOTAL ALL Years ALL Phases All Segments: **41,820**

MIAMI-DADE METROPOLITAN PLANNING ORGANIZATION
TRANSPORTATION IMPROVEMENT PROGRAM
PRIMARY STATE HIGHWAYS AND INTERMODAL



FLP: TRANSIT

MPO Project Num: **TA4222201**
 LRTP Ref.: **6-4**
 County: **MIAMI-DADE**
 Roadway ID:
 Lanes Exist: **0**
 Lanes Improved: **0**
 Lanes Added: **0**
 Project Length: **.000**
 District: **06**

Project Description: **MDT - FLAGLER MAX**

FROM WEST MIAMI-DADE

TO DOWNTOWN MIAMI

Type of Work: **URBAN CORRIDOR IMPROVEMENTS**

SIS or Non-SIS: **No**

Extra Description:

		Proposed Funding (in \$000s)							
PHASE :	Funding Source	<2016	2015 - 2016	2016 - 2017	2017 - 2018	2018 - 2019	2019 - 2020	>2020	All Years
OPERATIONS	DS	0	698	0	0	0	0	0	698
OPERATIONS	DPTO	3,428	412	0	0	0	0	0	3,840
	Total	3,428	1,110	0	0	0	0	0	4,538

RESPONSIBLE AGENCY: **Miami-Dade Transit Agency**

Item Segment TOTAL ALL Years ALL Phases: **4,538**

Item Number: **422220**

Item TOTAL ALL Years ALL Phases All Segments: **13,538**

MIAMI-DADE METROPOLITAN PLANNING ORGANIZATION
TRANSPORTATION IMPROVEMENT PROGRAM
PRIMARY STATE HIGHWAYS AND INTERMODAL



FLP: TRANSIT

MPO Project Num: **TA4222202**
 LRTP Ref.: 6-10
 County: MIAMI-DADE
 Roadway ID:
 Lanes Exist:
 Lanes Improved:
 Lanes Added:
 Project Length: .000
 District: 06

Project Description: **MDT - FLAGLER ENHANCED BUS
SERVICE ROBUST STATIONS**

Type of Work: **CAPITAL FOR CONSTRUCTION OF BUS
STATIONS** SIS or Non-SIS: **No**

Extra Description: **ROW for bus stations.**

		Proposed Funding (in \$000s)							
PHASE :	Funding Source	<2016	2015 - 2016	2016 - 2017	2017 - 2018	2018 - 2019	2019 - 2020	>2020	All Years
CAPITAL	CIGP	0	0	0	99	4,401	0	0	4,500
CAPITAL	LF	0	0	0	99	4,401	0	0	4,500
	Total	0	0	0	198	8,802	0	0	9,000

RESPONSIBLE AGENCY: Miami-Dade Transit Agency

Item Segment TOTAL ALL Years ALL Phases: 9,000

Item Number: 422220

Item TOTAL ALL Years ALL Phases All Segments: 13,538

MIAMI-DADE METROPOLITAN PLANNING ORGANIZATION
TRANSPORTATION IMPROVEMENT PROGRAM
PRIMARY STATE HIGHWAYS AND INTERMODAL



FLP: TRANSIT

MPO Project Num: **TA4222391**
 LRTP Ref.: NA
 County: MIAMI-DADE
 Roadway ID:
 Lanes Exist: 0
 Lanes Improved: 0
 Lanes Added: 0
 Project Length: .000
 District: 06

Project Description: **SOUTH FLA COMMUTER SERVICES IN
MIAMI-DADE COUNTY - OPERATIONS**

Type of Work: **COMMUTER TRANS. ASSISTANCE**

SIS or Non-SIS: **No**

Extra Description:

		Proposed Funding (in \$000s)							
PHASE :	Funding Source	<2016	2015 - 2016	2016 - 2017	2017 - 2018	2018 - 2019	2019 - 2020	>2020	All Years
PLANNING		3,553	0	0	0	0	0	0	3,553
	Total	3,553	0	0	0	0	0	0	3,553

RESPONSIBLE AGENCY: Miami-Dade Transit Agency

Item Segment TOTAL ALL Years ALL Phases: 3,553

Item Number: 422239

Item TOTAL ALL Years ALL Phases All Segments: 7,365

MIAMI-DADE METROPOLITAN PLANNING ORGANIZATION
TRANSPORTATION IMPROVEMENT PROGRAM
PRIMARY STATE HIGHWAYS AND INTERMODAL



FLP: TRANSIT

MPO Project Num: **TA4222392**
 LRTP Ref.: 6-67
 County: MIAMI-DADE
 Roadway ID:
 Lanes Exist: 0
 Lanes Improved: 0
 Lanes Added: 0
 Project Length: .000
 District: 06

Project Description: **SOUTH FLA COMMUTER SERVICES IN
MIAMI-DADE COUNTY - OPERATIONS**

Type of Work: **COMMUTER TRANS. ASSISTANCE**

SIS or Non-SIS: **No**

Extra Description:

		Proposed Funding (in \$000s)							
PHASE :	Funding Source	<2016	2015 - 2016	2016 - 2017	2017 - 2018	2018 - 2019	2019 - 2020	>2020	All Years
PLANNING	DS	0	528	0	0	0	0	0	528
PLANNING	DPTO	0	347	875	717	513	526	0	2,978
PLANNING	DDR	0	0	0	58	0	0	0	58
	Total	0	875	875	775	513	526	0	3,564

RESPONSIBLE AGENCY: Miami-Dade Transit Agency

Item Segment TOTAL ALL Years ALL Phases: 3,564

Item Number: 422239

Item TOTAL ALL Years ALL Phases All Segments: 7,365

MIAMI-DADE METROPOLITAN PLANNING ORGANIZATION
TRANSPORTATION IMPROVEMENT PROGRAM
PRIMARY STATE HIGHWAYS AND INTERMODAL



FLP: TRANSIT

MPO Project Num: **TA4222393**
 LRTP Ref.: 6-67
 County: MIAMI-DADE
 Roadway ID:
 Lanes Exist: 0
 Lanes Improved: 0
 Lanes Added: 0
 Project Length: .000
 District: 06

Project Description: **SOUTH FLA COMMUTER SERVICES IN
MIAMI-DADE COUNTY - OPERATIONS**

Type of Work: **COMMUTER TRANS. ASSISTANCE**

SIS or Non-SIS: **No**

Extra Description:

		Proposed Funding (in \$000s)							
PHASE :	Funding Source	<2016	2015 - 2016	2016 - 2017	2017 - 2018	2018 - 2019	2019 - 2020	>2020	All Years
PLANNING	SA	2	0	0	0	0	0	0	2
PLANNING	CM	64	62	36	36	24	24	0	246
	Total	66	62	36	36	24	24	0	248

RESPONSIBLE AGENCY: Miami-Dade Transit Agency

Item Segment TOTAL ALL Years ALL Phases: 248

Item Number: 422239

Item TOTAL ALL Years ALL Phases All Segments: 7,365

MIAMI-DADE METROPOLITAN PLANNING ORGANIZATION
TRANSPORTATION IMPROVEMENT PROGRAM
PRIMARY STATE HIGHWAYS AND INTERMODAL



FLP: TRANSIT

MPO Project Num: **TA4222421**
LRTP Ref.: NA
County: MIAMI-DADE
Roadway ID:
Lanes Exist: 0
Lanes Improved: 0
Lanes Added: 0
Project Length: .000
District: 06

Project Description: **SOUTH FLA COMMUTER SERVICES IN
MIAMI-DADE COUNTY - MARKETING**

Type of Work: **COMMUTER TRANS. ASSISTANCE** SIS or Non-SIS: **No**

Extra Description:

PHASE :	Funding Source	Proposed Funding (in \$000s)							All Years
		<2016	2015 - 2016	2016 - 2017	2017 - 2018	2018 - 2019	2019 - 2020	>2020	
PLANNING		3,843	0	0	0	0	0	0	3,843
	Total	3,843	0	0	0	0	0	0	3,843

RESPONSIBLE AGENCY: Miami-Dade Transit Agency

Item Segment TOTAL ALL Years ALL Phases: 3,843

Item Number: 422242

Item TOTAL ALL Years ALL Phases All Segments: 8,143

MPO Project Num: **TA4222422**
LRTP Ref.: 6-67
County: MIAMI-DADE
Roadway ID:
Lanes Exist: 0
Lanes Improved: 0
Lanes Added: 0
Project Length: .000
District: 06

Project Description: **SOUTH FLA COMMUTER SERVICES IN
MIAMI-DADE COUNTY - MARKETING**

Type of Work: **COMMUTER TRANS. ASSISTANCE** SIS or Non-SIS: **No**

Extra Description:

PHASE :	Funding Source	Proposed Funding (in \$000s)							All Years
		<2016	2015 - 2016	2016 - 2017	2017 - 2018	2018 - 2019	2019 - 2020	>2020	
PLANNING	SU	0	900	850	850	850	850	0	4,300
	Total	0	900	850	850	850	850	0	4,300

RESPONSIBLE AGENCY: Miami-Dade Transit Agency

Item Segment TOTAL ALL Years ALL Phases: 4,300

Item Number: 422242

Item TOTAL ALL Years ALL Phases All Segments: 8,143

MIAMI-DADE METROPOLITAN PLANNING ORGANIZATION
TRANSPORTATION IMPROVEMENT PROGRAM
PRIMARY STATE HIGHWAYS AND INTERMODAL



FLP: TRANSIT

MPO Project Num: **TA4224222**
LRTP Ref.: 6-12
County: MIAMI-DADE
Roadway ID:
Lanes Exist:
Lanes Improved:
Lanes Added:
Project Length: .000
District: 06

Project Description: **SFRTA METRORAIL TRI-RAIL 79 STREET
TRANSFER STATION**

Type of Work: **RAIL SAFETY PROJECT**

SIS or Non-SIS: **No**

Extra Description:

		Proposed Funding (in \$000s)							
PHASE :	Funding Source	<2016	2015 - 2016	2016 - 2017	2017 - 2018	2018 - 2019	2019 - 2020	>2020	All Years
CAPITAL	DS	0	1,440	0	0	0	0	0	1,440
	Total	0	1,440	0	0	0	0	0	1,440

RESPONSIBLE AGENCY: So. Florida Regional Transportation Authority

Item Segment TOTAL ALL Years ALL Phases: 1,440

Item Number: 422422

Item TOTAL ALL Years ALL Phases All Segments: 1,440

MPO Project Num: **TA4225291**
LRTP Ref.: NA
County: MIAMI-DADE
Roadway ID:
Lanes Exist: 0
Lanes Improved: 0
Lanes Added: 0
Project Length: .000
District: 06

Project Description: **MDT-KENDALL DRIVE ENHANCED BUS
SERVICE FROM DADELAND N. TO SW 167 AVE**

Type of Work: **TRANSIT SERVICE DEMONSTRATION**

SIS or Non-SIS: **No**

Extra Description:

		Proposed Funding (in \$000s)							
PHASE :	Funding Source	<2016	2015 - 2016	2016 - 2017	2017 - 2018	2018 - 2019	2019 - 2020	>2020	All Years
OPERATIONS		2,607	0	0	0	0	0	0	2,607
	Total	2,607	0	0	0	0	0	0	2,607

RESPONSIBLE AGENCY: Miami-Dade Transit Agency

Item Segment TOTAL ALL Years ALL Phases: 5,214

Item Number: 422529

Item TOTAL ALL Years ALL Phases All Segments: 9,393

MIAMI-DADE METROPOLITAN PLANNING ORGANIZATION
TRANSPORTATION IMPROVEMENT PROGRAM
PRIMARY STATE HIGHWAYS AND INTERMODAL



FLP: TRANSIT

MPO Project Num: **TA4225292**
 LRTP Ref.: 6-4
 County: MIAMI-DADE
 Roadway ID:
 Lanes Exist: 0
 Lanes Improved: 0
 Lanes Added: 0
 Project Length: .000
 District: 06

Project Description: **MDT-KENDALL CRUISER**

**FROM DADELAND NORTH
STN**

TO SW 162 AVENUE

Type of Work: **URBAN CORRIDOR IMPROVEMENTS**

SIS or Non-SIS: **No**

Extra Description:

		Proposed Funding (in \$000s)							
PHASE :	Funding Source	<2016	2015 - 2016	2016 - 2017	2017 - 2018	2018 - 2019	2019 - 2020	>2020	All Years
OPERATIONS	DS	0	0	800	800	0	0	0	1,600
OPERATIONS	DPTO	1,350	800	0	0	0	429	0	2,579
	Total	1,350	800	800	800	0	429	0	4,179

RESPONSIBLE AGENCY: Miami-Dade Transit Agency

Item Segment TOTAL ALL Years ALL Phases: 4,179

Item Number: 422529

Item TOTAL ALL Years ALL Phases All Segments: 9,393

MIAMI-DADE METROPOLITAN PLANNING ORGANIZATION
TRANSPORTATION IMPROVEMENT PROGRAM
PRIMARY STATE HIGHWAYS AND INTERMODAL



FLP: TRANSIT

MPO Project Num: **TA4226751**
LRTP Ref.: NA
County: MIAMI-DADE
Roadway ID:
Lanes Exist: 0
Lanes Improved: 0
Lanes Added: 0
Project Length: .000
District: 06

Project Description: **MDT - BISCAYNE BLVD/ SR 5/US-1**

**FROM DOWNTOWN
TERMINAL**

TO AVENTURA MALL

Type of Work: **TRANSIT IMPROVEMENT**

SIS or Non-SIS: **No**

Extra Description:

		Proposed Funding (in \$000s)							
PHASE :	Funding Source	<2016	2015 - 2016	2016 - 2017	2017 - 2018	2018 - 2019	2019 - 2020	>2020	All Years
CAPITAL		9,000	0	0	0	0	0	0	9,000
	Total	9,000	0	0	0	0	0	0	9,000

RESPONSIBLE AGENCY: Miami-Dade Transit Agency

Item Segment TOTAL ALL Years ALL Phases: 18,000

Item Number: 422675

Item TOTAL ALL Years ALL Phases All Segments: 39,895

MPO Project Num: **TA4226756**
LRTP Ref.: NA
County: MIAMI-DADE
Roadway ID:
Lanes Exist: 0
Lanes Improved: 0
Lanes Added: 0
Project Length: .000
District: 06

Project Description: **MDT-SR 94 B.R.T.**

**FROM DADELAND N
METRORAIL STATION**

TO SW 167 AVE

Type of Work: **TRANSIT IMPROVEMENT**

SIS or Non-SIS: **No**

Extra Description:

		Proposed Funding (in \$000s)							
PHASE :	Funding Source	<2016	2015 - 2016	2016 - 2017	2017 - 2018	2018 - 2019	2019 - 2020	>2020	All Years
CAPITAL		4,948	0	0	0	0	0	0	4,948
	Total	4,948	0	0	0	0	0	0	4,948

RESPONSIBLE AGENCY: Miami-Dade Transit Agency

Item Segment TOTAL ALL Years ALL Phases: 9,895

Item Number: 422675

Item TOTAL ALL Years ALL Phases All Segments: 39,895

MIAMI-DADE METROPOLITAN PLANNING ORGANIZATION
TRANSPORTATION IMPROVEMENT PROGRAM
PRIMARY STATE HIGHWAYS AND INTERMODAL



FLP: TRANSIT

MPO Project Num: **TA4226758**
 LRTP Ref.: NA
 County: MIAMI-DADE
 Roadway ID:
 Lanes Exist: 0
 Lanes Improved: 0
 Lanes Added: 0
 Project Length: .000
 District: 06

Project Description: **MDT - PURCHASE NEW BUSES FOR
SERV EXPANSION SO. MIAMI-DADE
BUSWAY**

Type of Work: **TRANSIT IMPROVEMENT**

SIS or Non-SIS: **No**

Extra Description:

		Proposed Funding (in \$000s)							
PHASE :	Funding Source	<2016	2015 - 2016	2016 - 2017	2017 - 2018	2018 - 2019	2019 - 2020	>2020	All Years
	CAPITAL	6,000	0	0	0	0	0	0	6,000
	Total	6,000	0	0	0	0	0	0	6,000

RESPONSIBLE AGENCY: Miami-Dade Transit Agency

Item Segment TOTAL ALL Years ALL Phases: 12,000

Item Number: 422675

Item TOTAL ALL Years ALL Phases All Segments: 39,895

MIAMI-DADE METROPOLITAN PLANNING ORGANIZATION
TRANSPORTATION IMPROVEMENT PROGRAM
PRIMARY STATE HIGHWAYS AND INTERMODAL



FLP: TRANSIT

MPO Project Num: **TA4289751**
 LRTP Ref.: **6-4**
 County: **MIAMI-DADE**
 Roadway ID:
 Lanes Exist: **0**
 Lanes Improved: **0**
 Lanes Added: **0**
 Project Length: **.000**
 District: **06**

Project Description: **MDT - STATE TRANSIT BLOCK GRANT**

Type of Work: **OPERATING FOR FIXED ROUTE**

SIS or Non-SIS: **No**

Extra Description:

		Proposed Funding (in \$000s)							
PHASE :	Funding Source	<2016	2015 - 2016	2016 - 2017	2017 - 2018	2018 - 2019	2019 - 2020	>2020	All Years
OPERATIONS	DS	0	300	0	0	0	0	0	300
OPERATIONS	DPTO	0	11,098	0	0	0	0	0	11,098
OPERATIONS	LF	0	20,440	0	0	0	0	0	20,440
OPERATIONS	DDR	0	9,042	0	0	0	0	0	9,042
	Total	0	40,880	0	0	0	0	0	40,880

RESPONSIBLE AGENCY: **Miami-Dade Transit Agency**

Item Segment TOTAL ALL Years ALL Phases: **40,880**

Item Number: **428975**

Item TOTAL ALL Years ALL Phases All Segments: **83,042**

MIAMI-DADE METROPOLITAN PLANNING ORGANIZATION
TRANSPORTATION IMPROVEMENT PROGRAM
PRIMARY STATE HIGHWAYS AND INTERMODAL



FLP: TRANSIT

MPO Project Num: **TA4289752**
 LRTP Ref.: 6-4
 County: MIAMI-DADE
 Roadway ID:
 Lanes Exist: 0
 Lanes Improved: 0
 Lanes Added: 0
 Project Length: .000
 District: 06

Project Description: **MDT - STATE TRANSIT BLOCK GRANT
FOR SOUTH FLORIDA VANPOOL**

Type of Work: **OPERATING FOR FIXED ROUTE**

SIS or Non-SIS: **No**

Extra Description:

		Proposed Funding (in \$000s)							
PHASE :	Funding Source	<2016	2015 - 2016	2016 - 2017	2017 - 2018	2018 - 2019	2019 - 2020	>2020	All Years
OPERATIONS	LF	0	475	0	0	0	0	0	475
OPERATIONS	DPTO	0	475	0	0	0	0	0	475
	Total	0	950	0	0	0	0	0	950

RESPONSIBLE AGENCY: Miami-Dade Transit Agency

Item Segment TOTAL ALL Years ALL Phases: 950

Item Number: 428975

Item TOTAL ALL Years ALL Phases All Segments: 83,042

MIAMI-DADE METROPOLITAN PLANNING ORGANIZATION
TRANSPORTATION IMPROVEMENT PROGRAM
PRIMARY STATE HIGHWAYS AND INTERMODAL



FLP: TRANSIT

MPO Project Num: **TA4289753**
 LRTP Ref.: **6-4**
 County: **MIAMI-DADE**
 Roadway ID:
 Lanes Exist: **0**
 Lanes Improved: **0**
 Lanes Added: **0**
 Project Length: **.000**
 District: **06**

Project Description: **MDT - STATE TRANSIT BLOCK GRANT**

Type of Work: **OPERATING FOR FIXED ROUTE**

SIS or Non-SIS: **No**

Extra Description:

		Proposed Funding (in \$000s)							
PHASE :	Funding Source	<2016	2015 - 2016	2016 - 2017	2017 - 2018	2018 - 2019	2019 - 2020	>2020	All Years
OPERATIONS	DPTO	0	0	10,259	0	0	0	0	10,259
OPERATIONS	DDR	0	0	9,872	0	0	0	0	9,872
OPERATIONS	LF	0	0	20,131	0	0	0	0	20,131
	Total	0	0	40,262	0	0	0	0	40,262

RESPONSIBLE AGENCY: **Miami-Dade Transit Agency**

Item Segment TOTAL ALL Years ALL Phases: **40,262**

Item Number: **428975**

Item TOTAL ALL Years ALL Phases All Segments: **83,042**

MIAMI-DADE METROPOLITAN PLANNING ORGANIZATION
TRANSPORTATION IMPROVEMENT PROGRAM
PRIMARY STATE HIGHWAYS AND INTERMODAL



FLP: TRANSIT

MPO Project Num: **TA4289754**
 LRTP Ref.: 6-4
 County: MIAMI-DADE
 Roadway ID:
 Lanes Exist: 0
 Lanes Improved: 0
 Lanes Added: 0
 Project Length: .000
 District: 06

Project Description: **MDT - STATE TRANSIT BLOCK GRANT
FOR SOUTH FLORIDA VANPOOL**

Type of Work: **COMMUTER TRANS. ASSISTANCE**

SIS or Non-SIS: **No**

Extra Description:

		Proposed Funding (in \$000s)							
PHASE :	Funding Source	<2016	2015 - 2016	2016 - 2017	2017 - 2018	2018 - 2019	2019 - 2020	>2020	All Years
OPERATIONS	LF	0	0	475	0	0	0	0	475
OPERATIONS	DPTO	0	0	475	0	0	0	0	475
	Total	0	0	950	0	0	0	0	950

RESPONSIBLE AGENCY: Miami-Dade Transit Agency

Item Segment TOTAL ALL Years ALL Phases: 950

Item Number: 428975

Item TOTAL ALL Years ALL Phases All Segments: 83,042

MIAMI-DADE METROPOLITAN PLANNING ORGANIZATION
TRANSPORTATION IMPROVEMENT PROGRAM
PRIMARY STATE HIGHWAYS AND INTERMODAL



FLP: TRANSIT

MPO Project Num: **TA4289781**
 LRTP Ref.: C-9
 County: MIAMI-DADE
 Roadway ID:
 Lanes Exist: 0
 Lanes Improved: 0
 Lanes Added: 0
 Project Length: .000
 District: 06

Project Description: **MIAMI-DADE CO - MPO FTA SECTION
5303 METRO PLANNING**

Type of Work: **PTO STUDIES**

SIS or Non-SIS: **No**

Extra Description:

		Proposed Funding (in \$000s)							
PHASE :	Funding Source	<2016	2015 - 2016	2016 - 2017	2017 - 2018	2018 - 2019	2019 - 2020	>2020	All Years
PLANNING	LF	0	154	0	0	0	0	0	154
PLANNING	DPTO	0	154	0	0	0	0	0	154
PLANNING	DU	0	1,228	0	0	0	0	0	1,228
	Total	0	1,536	0	0	0	0	0	1,536

RESPONSIBLE AGENCY: Miami-Dade Transit Agency

Item Segment TOTAL ALL Years ALL Phases: 1,536

Item Number: 428978

Item TOTAL ALL Years ALL Phases All Segments: 1,536

MIAMI-DADE METROPOLITAN PLANNING ORGANIZATION
TRANSPORTATION IMPROVEMENT PROGRAM
PRIMARY STATE HIGHWAYS AND INTERMODAL



FLP: TRANSIT

MPO Project Num: **TA4289821**
 LRTP Ref.: 6-4
 County: MIAMI-DADE
 Roadway ID:
 Lanes Exist: 0
 Lanes Improved: 0
 Lanes Added: 0
 Project Length: .000
 District: 06

Project Description: **MDT - FTA SECTION 5307 FEDERAL
FORMULA FUNDING**

Type of Work: **CAPITAL FOR FIXED ROUTE**

SIS or Non-SIS: **No**

Extra Description:

		Proposed Funding (in \$000s)							
PHASE :	Funding Source	<2016	2015 - 2016	2016 - 2017	2017 - 2018	2018 - 2019	2019 - 2020	>2020	All Years
CAPITAL	LF	0	13,750	0	0	0	0	0	13,750
CAPITAL	FTA	0	55,000	0	0	0	0	0	55,000
	Total	0	68,750	0	0	0	0	0	68,750

RESPONSIBLE AGENCY: Miami-Dade Transit Agency

Item Segment TOTAL ALL Years ALL Phases: 68,750

Item Number: 428982

Item TOTAL ALL Years ALL Phases All Segments: 137,500

MIAMI-DADE METROPOLITAN PLANNING ORGANIZATION
TRANSPORTATION IMPROVEMENT PROGRAM
PRIMARY STATE HIGHWAYS AND INTERMODAL



FLP: TRANSIT

MPO Project Num: **TA4289822**
 LRTP Ref.: 6-4
 County: MIAMI-DADE
 Roadway ID:
 Lanes Exist: 0
 Lanes Improved: 0
 Lanes Added: 0
 Project Length: .000
 District: 06

Project Description: **MDT - FTA SECTION 5307 FEDERAL
FORMULA FUNDING**

Type of Work: **CAPITAL FOR FIXED ROUTE**

SIS or Non-SIS: **No**

Extra Description:

		Proposed Funding (in \$000s)							
PHASE :	Funding Source	<2016	2015 - 2016	2016 - 2017	2017 - 2018	2018 - 2019	2019 - 2020	>2020	All Years
CAPITAL	FTA	0	0	55,000	0	0	0	0	55,000
CAPITAL	LF	0	0	13,750	0	0	0	0	13,750
	Total	0	0	68,750	0	0	0	0	68,750

RESPONSIBLE AGENCY: Miami-Dade Transit Agency

Item Segment TOTAL ALL Years ALL Phases: 68,750

Item Number: 428982

Item TOTAL ALL Years ALL Phases All Segments: 137,500

MIAMI-DADE METROPOLITAN PLANNING ORGANIZATION
TRANSPORTATION IMPROVEMENT PROGRAM
PRIMARY STATE HIGHWAYS AND INTERMODAL



FLP: TRANSIT

MPO Project Num: **TA4309521**
 LRTP Ref.: C-9
 County: MIAMI-DADE
 Roadway ID:
 Lanes Exist: 0
 Lanes Improved: 0
 Lanes Added: 0
 Project Length: .000
 District: 06

Project Description: **MIAMI-DADE CO MPO FTA SECTION 5303
METRO PLANNING**

Type of Work: **PTO STUDIES**

SIS or Non-SIS: **No**

Extra Description:

		Proposed Funding (in \$000s)							
PHASE :	Funding Source	<2016	2015 - 2016	2016 - 2017	2017 - 2018	2018 - 2019	2019 - 2020	>2020	All Years
PLANNING	DPTO	0	0	154	0	0	0	0	154
PLANNING	DU	0	0	1,228	0	0	0	0	1,228
PLANNING	LF	0	0	154	0	0	0	0	154
	Total	0	0	1,536	0	0	0	0	1,536

RESPONSIBLE AGENCY: Miami-Dade Transit Agency

Item Segment TOTAL ALL Years ALL Phases: 1,536

Item Number: 430952

Item TOTAL ALL Years ALL Phases All Segments: 1,536

MIAMI-DADE METROPOLITAN PLANNING ORGANIZATION
TRANSPORTATION IMPROVEMENT PROGRAM
PRIMARY STATE HIGHWAYS AND INTERMODAL



FLP: TRANSIT

MPO Project Num: **TA4309531**
 LRTP Ref.: 6-4
 County: MIAMI-DADE
 Roadway ID:
 Lanes Exist: 0
 Lanes Improved: 0
 Lanes Added: 0
 Project Length: .000
 District: 06

Project Description: **MDT - FLAGLER MAX
(RTE51)OPERATING ASSISTNC** **FROM W MIA DADE** **TO DTWN**

Type of Work: **URBAN CORRIDOR IMPROVEMENTS** SIS or Non-SIS: **No**

Extra Description:

		Proposed Funding (in \$000s)							
PHASE :	Funding Source	<2016	2015 - 2016	2016 - 2017	2017 - 2018	2018 - 2019	2019 - 2020	>2020	All Years
OPERATIONS	DPTO	0	0	1,110	1,016	2,117	570	0	4,813
	Total	0	0	1,110	1,016	2,117	570	0	4,813

RESPONSIBLE AGENCY: Miami-Dade Transit Agency

Item Segment TOTAL ALL Years ALL Phases: 4,813

Item Number: 430953

Item TOTAL ALL Years ALL Phases All Segments: 4,813

MIAMI-DADE METROPOLITAN PLANNING ORGANIZATION
TRANSPORTATION IMPROVEMENT PROGRAM
PRIMARY STATE HIGHWAYS AND INTERMODAL



FLP: TRANSIT

MPO Project Num: **TA4310773**
 LRTP Ref.: 6-11
 County: **MIAMI-DADE**
 Roadway ID:
 Lanes Exist: 0
 Lanes Improved: 0
 Lanes Added: 0
 Project Length: .000
 District: 06

Project Description: **MDT - SR 836 ENHANCED BUS SERVICE
(BUS PURCHASE)**

Type of Work: **CAPITAL FOR BUS PURCHASE**

SIS or Non-SIS: **No**

Extra Description:

		Proposed Funding (in \$000s)							
PHASE :	Funding Source	<2016	2015 - 2016	2016 - 2017	2017 - 2018	2018 - 2019	2019 - 2020	>2020	All Years
CAPITAL	LF	2,276	3,097	0	0	0	0	0	5,373
CAPITAL	CIGR	12	0	0	0	0	0	0	12
CAPITAL	CIGP	2,263	3,097	0	0	0	0	0	5,360
	Total	4,551	6,194	0	0	0	0	0	10,745

RESPONSIBLE AGENCY: **Miami-Dade Transit Agency**

Item Segment **TOTAL ALL Years ALL Phases:** **10,745**

Item Number: 431077

Item **TOTAL ALL Years ALL Phases All Segments:** **32,156**

**FTAT (Federal Transit Administration Transfer) funds are a transfer and are not part of the project cost.

MIAMI-DADE METROPOLITAN PLANNING ORGANIZATION
TRANSPORTATION IMPROVEMENT PROGRAM
PRIMARY STATE HIGHWAYS AND INTERMODAL



FLP: TRANSIT

MPO Project Num: **TA4310774**
 LRTP Ref.: 6-12
 County: **MIAMI-DADE**
 Roadway ID:
 Lanes Exist: 0
 Lanes Improved: 0
 Lanes Added: 0
 Project Length: .000
 District: 06

Project Description: **MDT - SR 836 EBS PANTHER STATION AT FIU (SEC 5307)**

Type of Work: **Transit Center**

SIS or Non-SIS: **No**

Extra Description:

		Proposed Funding (in \$000s)							
PHASE :	Funding Source	<2016	2015 - 2016	2016 - 2017	2017 - 2018	2018 - 2019	2019 - 2020	>2020	All Years
CAPITAL	LF	0	407	393	393	0	0	0	1,193
CAPITAL	FTAT**	0	1,571	1,570	1,570	0	0	0	4,711
CAPITAL	CM	0	1,571	1,570	1,570	0	0	0	4,711
	Total	0	3,549	3,533	3,533	0	0	0	10,615

RESPONSIBLE AGENCY: **Miami-Dade Transit Agency**

Item Segment **TOTAL ALL Years ALL Phases:** **10,615**

Item Number: **431077**

Item **TOTAL ALL Years ALL Phases All Segments:** **32,156**

**FTAT (Federal Transit Administration Transfer) funds are a transfer and are not part of the project cost.

MIAMI-DADE METROPOLITAN PLANNING ORGANIZATION
TRANSPORTATION IMPROVEMENT PROGRAM
PRIMARY STATE HIGHWAYS AND INTERMODAL



FLP: TRANSIT

MPO Project Num: **TA4329341**
 LRTP Ref.: 6-4
 County: MIAMI-DADE
 Roadway ID:
 Lanes Exist: 0
 Lanes Improved: 0
 Lanes Added: 0
 Project Length: .000
 District: 06

Project Description: **MDT - 95 EXPRESS DADE/BROWARD
CIVIC CENTER**

Type of Work: **URBAN CORRIDOR IMPROVEMENTS**

SIS or Non-SIS: **No**

Extra Description:

		Proposed Funding (in \$000s)							
PHASE :	Funding Source	<2016	2015 - 2016	2016 - 2017	2017 - 2018	2018 - 2019	2019 - 2020	>2020	All Years
OPERATIONS	TOBD	3,431	959	959	959	959	900	0	8,167
OPERATIONS	DDR	0	0	0	0	0	268	0	268
	Total	3,431	959	959	959	959	1,168	0	8,435

RESPONSIBLE AGENCY: Miami-Dade Transit Agency

Item Segment TOTAL ALL Years ALL Phases: 8,435

Item Number: 432934

Item TOTAL ALL Years ALL Phases All Segments: 8,435

MIAMI-DADE METROPOLITAN PLANNING ORGANIZATION
TRANSPORTATION IMPROVEMENT PROGRAM
PRIMARY STATE HIGHWAYS AND INTERMODAL



FLP: TRANSIT

MPO Project Num: **TA4329361**
 LRTP Ref.: **6-4**
 County: **MIAMI-DADE**
 Roadway ID:
 Lanes Exist: **0**
 Lanes Improved: **0**
 Lanes Added: **0**
 Project Length: **.000**
 District: **06**

Project Description: **MDT - STATE TRANSIT BLOCK GRANT**

Type of Work: **OPERATING FOR FIXED ROUTE**

SIS or Non-SIS: **No**

Extra Description:

		Proposed Funding (in \$000s)							
PHASE :	Funding Source	<2016	2015 - 2016	2016 - 2017	2017 - 2018	2018 - 2019	2019 - 2020	>2020	All Years
OPERATIONS	DDR	0	0	0	8,348	0	0	0	8,348
OPERATIONS	DPTO	0	0	0	12,304	0	0	0	12,304
OPERATIONS	LF	0	0	0	20,652	0	0	0	20,652
	Total	0	0	0	41,304	0	0	0	41,304

RESPONSIBLE AGENCY: **Miami-Dade Transit Agency**

Item Segment TOTAL ALL Years ALL Phases: **41,304**

Item Number: **432936**

Item TOTAL ALL Years ALL Phases All Segments: **85,951**

MIAMI-DADE METROPOLITAN PLANNING ORGANIZATION
TRANSPORTATION IMPROVEMENT PROGRAM
PRIMARY STATE HIGHWAYS AND INTERMODAL



FLP: TRANSIT

MPO Project Num: **TA4329362**
LRTP Ref.: 6-4
County: MIAMI-DADE
Roadway ID:
Lanes Exist: 0
Lanes Improved: 0
Lanes Added: 0
Project Length: .000
District: 06

Project Description: **MDT - STATE TRANSIT BLOCK GRANT
FOR SOUTH FLORIDA VANPOOL**

Type of Work: **OPERATING FOR FIXED ROUTE**

SIS or Non-SIS: **No**

Extra Description:

		Proposed Funding (in \$000s)							
PHASE :	Funding Source	<2016	2015 - 2016	2016 - 2017	2017 - 2018	2018 - 2019	2019 - 2020	>2020	All Years
OPERATIONS	DPTO	0	0	0	487	0	0	0	487
OPERATIONS	LF	0	0	0	487	0	0	0	487
	Total	0	0	0	974	0	0	0	974

RESPONSIBLE AGENCY: Miami-Dade Transit Agency

Item Segment TOTAL ALL Years ALL Phases: 974

Item Number: 432936

Item TOTAL ALL Years ALL Phases All Segments: 85,951

MIAMI-DADE METROPOLITAN PLANNING ORGANIZATION
TRANSPORTATION IMPROVEMENT PROGRAM
PRIMARY STATE HIGHWAYS AND INTERMODAL



FLP: TRANSIT

MPO Project Num: **TA4329363**
 LRTP Ref.: 6-4
 County: MIAMI-DADE
 Roadway ID:
 Lanes Exist: 0
 Lanes Improved: 0
 Lanes Added: 0
 Project Length: .000
 District: 06

Project Description: **MDT - STATE TRANSIT BLOCK GRANT
FOR SOUTH FLORIDA VANPOOL**

Type of Work: **OPERATING FOR FIXED ROUTE**

SIS or Non-SIS: **No**

Extra Description:

		Proposed Funding (in \$000s)							
PHASE :	Funding Source	<2016	2015 - 2016	2016 - 2017	2017 - 2018	2018 - 2019	2019 - 2020	>2020	All Years
OPERATIONS	LF	0	0	0	0	503	0	0	503
OPERATIONS	DPTO	0	0	0	0	503	0	0	503
	Total	0	0	0	0	1,006	0	0	1,006

RESPONSIBLE AGENCY: Miami-Dade Transit Agency

Item Segment TOTAL ALL Years ALL Phases: 1,006

Item Number: 432936

Item TOTAL ALL Years ALL Phases All Segments: 85,951

MIAMI-DADE METROPOLITAN PLANNING ORGANIZATION
TRANSPORTATION IMPROVEMENT PROGRAM
PRIMARY STATE HIGHWAYS AND INTERMODAL



FLP: TRANSIT

MPO Project Num: **TA4329365**
 LRTP Ref.: 6-4
 County: MIAMI-DADE
 Roadway ID:
 Lanes Exist: 0
 Lanes Improved: 0
 Lanes Added: 0
 Project Length: .000
 District: 06

Project Description: **MDT - STATE TRANSIT BLOCK GRANT**

Type of Work: **OPERATING FOR FIXED ROUTE**

SIS or Non-SIS: **No**

Extra Description:

		Proposed Funding (in \$000s)							
PHASE :	Funding Source	<2016	2015 - 2016	2016 - 2017	2017 - 2018	2018 - 2019	2019 - 2020	>2020	All Years
OPERATIONS	DPTO	0	0	0	0	10,691	0	0	10,691
OPERATIONS	LF	0	0	0	0	21,333	0	0	21,333
OPERATIONS	DDR	0	0	0	0	10,643	0	0	10,643
	Total	0	0	0	0	42,667	0	0	42,667

RESPONSIBLE AGENCY: Miami-Dade Transit Agency

Item Segment TOTAL ALL Years ALL Phases: 42,667

Item Number: 432936

Item TOTAL ALL Years ALL Phases All Segments: 85,951

MIAMI-DADE METROPOLITAN PLANNING ORGANIZATION
TRANSPORTATION IMPROVEMENT PROGRAM
PRIMARY STATE HIGHWAYS AND INTERMODAL



FLP: TRANSIT

MPO Project Num: **TA4329391**
 LRTP Ref.: C-9
 County: MIAMI-DADE
 Roadway ID:
 Lanes Exist: 0
 Lanes Improved: 0
 Lanes Added: 0
 Project Length: .000
 District: 06

Project Description: **MIAMI-DADE CO MPO FTA SECTION 5303
METRO PLANNING**

Type of Work: **PTO STUDIES**

SIS or Non-SIS: **No**

Extra Description:

		Proposed Funding (in \$000s)							
PHASE :	Funding Source	<2016	2015 - 2016	2016 - 2017	2017 - 2018	2018 - 2019	2019 - 2020	>2020	All Years
PLANNING	DPTO	0	0	0	158	0	0	0	158
PLANNING	DU	0	0	0	1,265	0	0	0	1,265
PLANNING	LF	0	0	0	1,423	0	0	0	1,423
	Total	0	0	0	2,846	0	0	0	2,846

RESPONSIBLE AGENCY: Miami-Dade Transit Agency

Item Segment TOTAL ALL Years ALL Phases: 2,846

Item Number: 432939

Item TOTAL ALL Years ALL Phases All Segments: 2,846

MIAMI-DADE METROPOLITAN PLANNING ORGANIZATION
TRANSPORTATION IMPROVEMENT PROGRAM
PRIMARY STATE HIGHWAYS AND INTERMODAL



FLP: TRANSIT

MPO Project Num: **TA4329651**
 LRTP Ref.: 6-4
 County: MIAMI-DADE
 Roadway ID:
 Lanes Exist: 0
 Lanes Improved: 0
 Lanes Added: 0
 Project Length: .000
 District: 06

Project Description: **MDT - FTA SECTION 5307 FEDERAL
FORMULA FUNDING**

Type of Work: **CAPITAL FOR FIXED ROUTE**

SIS or Non-SIS: **No**

Extra Description:

		Proposed Funding (in \$000s)							
PHASE :	Funding Source	<2016	2015 - 2016	2016 - 2017	2017 - 2018	2018 - 2019	2019 - 2020	>2020	All Years
CAPITAL	FTA	0	0	0	55,000	0	0	0	55,000
CAPITAL	LF	0	0	0	13,750	0	0	0	13,750
	Total	0	0	0	68,750	0	0	0	68,750

RESPONSIBLE AGENCY: Miami-Dade Transit Agency

Item Segment TOTAL ALL Years ALL Phases: 68,750

Item Number: 432965

Item TOTAL ALL Years ALL Phases All Segments: 68,750

MIAMI-DADE METROPOLITAN PLANNING ORGANIZATION
TRANSPORTATION IMPROVEMENT PROGRAM
PRIMARY STATE HIGHWAYS AND INTERMODAL



FLP: TRANSIT

MPO Project Num: **TA4335251**
 LRTP Ref.: 6-10
 County: MIAMI-DADE
 Roadway ID:
 Lanes Exist: 0
 Lanes Improved: 0
 Lanes Added: 0
 Project Length: .000
 District: 06

Project Description: **MDT - FLAGLER ENHANCED BUS SERVICE (BUS PURCHASE)**

Type of Work: **CAPITAL FOR FIXED ROUTE**

SIS or Non-SIS: **No**

Extra Description:

		Proposed Funding (in \$000s)							
PHASE :	Funding Source	<2016	2015 - 2016	2016 - 2017	2017 - 2018	2018 - 2019	2019 - 2020	>2020	All Years
CAPITAL	CIGP	0	0	4,567	452	0	0	0	5,019
CAPITAL	LF	0	0	4,567	452	0	0	0	5,019
	Total	0	0	9,134	904	0	0	0	10,038

RESPONSIBLE AGENCY: Miami-Dade Transit Agency

Item Segment TOTAL ALL Years ALL Phases: 10,038

Item Number: 433525

Item TOTAL ALL Years ALL Phases All Segments: 12,038

MIAMI-DADE METROPOLITAN PLANNING ORGANIZATION
TRANSPORTATION IMPROVEMENT PROGRAM
PRIMARY STATE HIGHWAYS AND INTERMODAL



FLP: TRANSIT

MPO Project Num: **TA4335252**
 LRTP Ref.: 6-10
 County: MIAMI-DADE
 Roadway ID:
 Lanes Exist: 0
 Lanes Improved: 0
 Lanes Added: 0
 Project Length: .000
 District: 06

Project Description: **MDT - FLAGLER ENHANCED BUS
SERVICE ROBUST STATIONS**

Type of Work: **CAPITAL FOR FIXED ROUTE**

SIS or Non-SIS: **No**

Extra Description:

		Proposed Funding (in \$000s)							
PHASE :	Funding Source	<2016	2015 - 2016	2016 - 2017	2017 - 2018	2018 - 2019	2019 - 2020	>2020	All Years
CAPITAL	LF	0	0	0	1,000	0	0	0	1,000
CAPITAL	DS	0	0	0	1,000	0	0	0	1,000
	Total	0	0	0	2,000	0	0	0	2,000

RESPONSIBLE AGENCY: Miami-Dade Transit Agency

Item Segment TOTAL ALL Years ALL Phases: 2,000

Item Number: 433525

Item TOTAL ALL Years ALL Phases All Segments: 12,038

MIAMI-DADE METROPOLITAN PLANNING ORGANIZATION
TRANSPORTATION IMPROVEMENT PROGRAM
PRIMARY STATE HIGHWAYS AND INTERMODAL



FLP: TRANSIT

MPO Project Num: **TA4348971**
 LRTP Ref.: C-9
 County: MIAMI-DADE
 Roadway ID:
 Lanes Exist: 0
 Lanes Improved: 0
 Lanes Added: 0
 Project Length: .000
 District: 06

Project Description: **MIAMI-DADE CO - MPO FTA SECTION
5305(D) METRO PLANNING**

Type of Work: **PTO STUDIES**

SIS or Non-SIS: **No**

Extra Description:

		Proposed Funding (in \$000s)							
PHASE :	Funding Source	<2016	2015 - 2016	2016 - 2017	2017 - 2018	2018 - 2019	2019 - 2020	>2020	All Years
PLANNING	DPTO	0	0	0	0	158	0	0	158
PLANNING	DU	0	0	0	0	1,265	0	0	1,265
PLANNING	LF	0	0	0	0	158	0	0	158
	Total	0	0	0	0	1,581	0	0	1,581

RESPONSIBLE AGENCY: Miami-Dade Transit Agency

Item Segment TOTAL ALL Years ALL Phases: 1,581

Item Number: 434897

Item TOTAL ALL Years ALL Phases All Segments: 1,581

MIAMI-DADE METROPOLITAN PLANNING ORGANIZATION
TRANSPORTATION IMPROVEMENT PROGRAM
PRIMARY STATE HIGHWAYS AND INTERMODAL



FLP: TRANSIT

MPO Project Num: **TA4349751**
 LRTP Ref.: 6-4
 County: MIAMI-DADE
 Roadway ID:
 Lanes Exist: 0
 Lanes Improved: 0
 Lanes Added: 0
 Project Length: .000
 District: 06

Project Description: **MDT - FTA SECTION 5307 FEDERAL
FORMULA FUNDING**

Type of Work: **CAPITAL FOR FIXED ROUTE**

SIS or Non-SIS: **No**

Extra Description:

		Proposed Funding (in \$000s)							
PHASE :	Funding Source	<2016	2015 - 2016	2016 - 2017	2017 - 2018	2018 - 2019	2019 - 2020	>2020	All Years
CAPITAL	LF	0	0	0	0	13,750	0	0	13,750
CAPITAL	FTA	0	0	0	0	55,000	0	0	55,000
	Total	0	0	0	0	68,750	0	0	68,750

RESPONSIBLE AGENCY: Miami-Dade Transit Agency

Item Segment TOTAL ALL Years ALL Phases: 68,750

Item Number: 434975

Item TOTAL ALL Years ALL Phases All Segments: 68,750

MIAMI-DADE METROPOLITAN PLANNING ORGANIZATION
TRANSPORTATION IMPROVEMENT PROGRAM
PRIMARY STATE HIGHWAYS AND INTERMODAL



FLP: TRANSIT

MPO Project Num: **TA4349771**
 LRTP Ref.: 6-4
 County: MIAMI-DADE
 Roadway ID:
 Lanes Exist: 0
 Lanes Improved: 0
 Lanes Added: 0
 Project Length: .000
 District: 06

Project Description: **MDT - FTA SECTION 5337 FEDERAL
FORMULA FUNDING STATE OF GOOD
REPAIR**

Type of Work: **CAPITAL FOR FIXED ROUTE**

SIS or Non-SIS: **No**

Extra Description:

		Proposed Funding (in \$000s)							
PHASE :	Funding Source	<2016	2015 - 2016	2016 - 2017	2017 - 2018	2018 - 2019	2019 - 2020	>2020	All Years
CAPITAL	FTA	0	24,000	0	0	0	0	0	24,000
CAPITAL	LF	0	6,000	0	0	0	0	0	6,000
	Total	0	30,000	0	0	0	0	0	30,000

RESPONSIBLE AGENCY: Miami-Dade Transit Agency

Item Segment TOTAL ALL Years ALL Phases: 30,000

Item Number: 434977

Item TOTAL ALL Years ALL Phases All Segments: 30,000

MIAMI-DADE METROPOLITAN PLANNING ORGANIZATION
TRANSPORTATION IMPROVEMENT PROGRAM
PRIMARY STATE HIGHWAYS AND INTERMODAL



FLP: TRANSIT

MPO Project Num: **TA4349791**
 LRTP Ref.: 6-4
 County: MIAMI-DADE
 Roadway ID:
 Lanes Exist: 0
 Lanes Improved: 0
 Lanes Added: 0
 Project Length: .000
 District: 06

Project Description: **MDT - FTA SECTION 5337 FEDERAL
FORMULA FUNDING STATE OF GOOD
REPAIR**

Type of Work: **CAPITAL FOR FIXED ROUTE**

SIS or Non-SIS: **No**

Extra Description:

		Proposed Funding (in \$000s)							
PHASE :	Funding Source	<2016	2015 - 2016	2016 - 2017	2017 - 2018	2018 - 2019	2019 - 2020	>2020	All Years
CAPITAL	FTA	0	0	24,000	0	0	0	0	24,000
CAPITAL	LF	0	0	6,000	0	0	0	0	6,000
	Total	0	0	30,000	0	0	0	0	30,000

RESPONSIBLE AGENCY: Miami-Dade Transit Agency

Item Segment TOTAL ALL Years ALL Phases: 30,000

Item Number: 434979

Item TOTAL ALL Years ALL Phases All Segments: 30,000

MIAMI-DADE METROPOLITAN PLANNING ORGANIZATION
TRANSPORTATION IMPROVEMENT PROGRAM
PRIMARY STATE HIGHWAYS AND INTERMODAL



FLP: TRANSIT

MPO Project Num: **TA4349801**
 LRTP Ref.: 6-4
 County: MIAMI-DADE
 Roadway ID:
 Lanes Exist: 0
 Lanes Improved: 0
 Lanes Added: 0
 Project Length: .000
 District: 06

Project Description: **MDT - FTA SECTION 5337 FEDERAL
FORMULA FUNDING STATE OF GOOD
REPAIR**

Type of Work: **CAPITAL FOR FIXED ROUTE**

SIS or Non-SIS: **No**

Extra Description:

		Proposed Funding (in \$000s)							
PHASE :	Funding Source	<2016	2015 - 2016	2016 - 2017	2017 - 2018	2018 - 2019	2019 - 2020	>2020	All Years
CAPITAL	FTA	0	0	0	24,000	0	0	0	24,000
CAPITAL	LF	0	0	0	6,000	0	0	0	6,000
	Total	0	0	0	30,000	0	0	0	30,000

RESPONSIBLE AGENCY: Miami-Dade Transit Agency

Item Segment TOTAL ALL Years ALL Phases: 30,000

Item Number: 434980

Item TOTAL ALL Years ALL Phases All Segments: 30,000

MIAMI-DADE METROPOLITAN PLANNING ORGANIZATION
TRANSPORTATION IMPROVEMENT PROGRAM
PRIMARY STATE HIGHWAYS AND INTERMODAL



FLP: TRANSIT

MPO Project Num: **TA4349811**
 LRTP Ref.: 6-4
 County: MIAMI-DADE
 Roadway ID:
 Lanes Exist: 0
 Lanes Improved: 0
 Lanes Added: 0
 Project Length: .000
 District: 06

Project Description: **MDT - FTA SECTION 5337 FEDERAL
FORMULA FUNDING STATE OF GOOD
REPAIR**

Type of Work: **CAPITAL FOR FIXED ROUTE**

SIS or Non-SIS: **No**

Extra Description:

		Proposed Funding (in \$000s)							
PHASE :	Funding Source	<2016	2015 - 2016	2016 - 2017	2017 - 2018	2018 - 2019	2019 - 2020	>2020	All Years
CAPITAL	FTA	0	0	0	0	24,000	0	0	24,000
CAPITAL	LF	0	0	0	0	6,000	0	0	6,000
	Total	0	0	0	0	30,000	0	0	30,000

RESPONSIBLE AGENCY: Miami-Dade Transit Agency

Item Segment TOTAL ALL Years ALL Phases: 30,000

Item Number: 434981

Item TOTAL ALL Years ALL Phases All Segments: 30,000

MIAMI-DADE METROPOLITAN PLANNING ORGANIZATION
TRANSPORTATION IMPROVEMENT PROGRAM
PRIMARY STATE HIGHWAYS AND INTERMODAL



FLP: TRANSIT

MPO Project Num: **TA4355601**
 LRTP Ref.: 6-18
 County: MIAMI-DADE
 Roadway ID:
 Lanes Exist: 0
 Lanes Improved: 0
 Lanes Added: 0
 Project Length: .000
 District: 06

Project Description: **MDT - SR 5/US-1/BISCAYNE ENHANCED FROM DOWNTOWN TO AVENTURA MALL (EBS)**
BUS SERVICE TERMINAL

Type of Work: **TRANSIT STATIONS** SIS or Non-SIS: **No**

Extra Description:

		Proposed Funding (in \$000s)							
PHASE :	Funding Source	<2016	2015 - 2016	2016 - 2017	2017 - 2018	2018 - 2019	2019 - 2020	>2020	All Years
CAPITAL	LF	0	1,422	0	3,078	0	0	0	4,500
CAPITAL	CIGP	0	1,422	0	3,078	0	0	0	4,500
	Total	0	2,844	0	6,156	0	0	0	9,000

RESPONSIBLE AGENCY: Miami-Dade Transit Agency

Item Segment TOTAL ALL Years ALL Phases: 9,000

Item Number: 435560

Item TOTAL ALL Years ALL Phases All Segments: 21,300

MIAMI-DADE METROPOLITAN PLANNING ORGANIZATION
TRANSPORTATION IMPROVEMENT PROGRAM
PRIMARY STATE HIGHWAYS AND INTERMODAL



FLP: TRANSIT

MPO Project Num: **TA4355602**
 LRTP Ref.: 6-18
 County: **MIAMI-DADE**
 Roadway ID:
 Lanes Exist:
 Lanes Improved:
 Lanes Added:
 Project Length: .000
 District: 06

Project Description: **MDT - SR 5/US-1/BISCAYNE ENHANCED FROM DOWNTOWN TO AVENTURA MALL (EBS)**
BUS SERVICE TERMINAL

Type of Work: **TRANSIT STATIONS** SIS or Non-SIS: **No**

Extra Description:

		Proposed Funding (in \$000s)							
PHASE :	Funding Source	<2016	2015 - 2016	2016 - 2017	2017 - 2018	2018 - 2019	2019 - 2020	>2020	All Years
CAPITAL	LF	0	1,013	0	1,170	3,967	0	0	6,150
CAPITAL	TRIP	0	1,013	0	1,170	3,967	0	0	6,150
	Total	0	2,026	0	2,340	7,934	0	0	12,300

RESPONSIBLE AGENCY: **Miami-Dade Transit Agency**

Item Segment TOTAL ALL Years ALL Phases: 12,300

Item Number: 435560

Item TOTAL ALL Years ALL Phases All Segments: 21,300

MIAMI-DADE METROPOLITAN PLANNING ORGANIZATION
TRANSPORTATION IMPROVEMENT PROGRAM
PRIMARY STATE HIGHWAYS AND INTERMODAL



FLP: TRANSIT

MPO Project Num: **TA4366591**
 LRTP Ref.: **6-4**
 County: **MIAMI-DADE**
 Roadway ID:
 Lanes Exist:
 Lanes Improved:
 Lanes Added:
 Project Length: **.000**
 District: **06**

Project Description: **CITY OF MIAMI BEACH - NORTH BEACH
TROLLY SERVICE ROUTE**

Type of Work: **OPERATING FOR FIXED ROUTE**

SIS or Non-SIS: **No**

Extra Description:

		Proposed Funding (in \$000s)							
PHASE :	Funding Source	<2016	2015 - 2016	2016 - 2017	2017 - 2018	2018 - 2019	2019 - 2020	>2020	All Years
OPERATIONS	LF	0	400	0	0	0	0	0	400
OPERATIONS	DPTO	0	400	0	0	0	0	0	400
	Total	0	800	0	0	0	0	0	800

RESPONSIBLE AGENCY: **Miami-Dade Transit Agency**

Item Segment TOTAL ALL Years ALL Phases: **800**

Item Number: **436659**

Item TOTAL ALL Years ALL Phases All Segments: **800**

MIAMI-DADE METROPOLITAN PLANNING ORGANIZATION
TRANSPORTATION IMPROVEMENT PROGRAM
PRIMARY STATE HIGHWAYS AND INTERMODAL



FLP: TRANSIT

MPO Project Num: **TA4366601**
 LRTP Ref.: **6-4**
 County: **MIAMI-DADE**
 Roadway ID:
 Lanes Exist:
 Lanes Improved:
 Lanes Added:
 Project Length: **.000**
 District:

Project Description: **FLORIDA INTERNATIONAL UNIVERSITY -
UNIVERSITY CITY TRANSIT
IMPROVEMENTS**

Type of Work: **PURCHASE VEHICLES / EQUIPMENT** SIS or Non-SIS: **No**

Extra Description:

		Proposed Funding (in \$000s)							
PHASE :	Funding Source	<2016	2015 - 2016	2016 - 2017	2017 - 2018	2018 - 2019	2019 - 2020	>2020	All Years
OPERATIONS	LF	0	171	0	0	0	0	0	171
OPERATIONS	DPTO	0	171	0	0	0	0	0	171
	Total	0	342	0	0	0	0	0	342

RESPONSIBLE AGENCY: **Florida International University**

Item Segment TOTAL ALL Years ALL Phases: **342**

Item Number: **436660**

Item TOTAL ALL Years ALL Phases All Segments: **342**

MIAMI-DADE METROPOLITAN PLANNING ORGANIZATION
TRANSPORTATION IMPROVEMENT PROGRAM
PRIMARY STATE HIGHWAYS AND INTERMODAL



FLP: TRANSIT

MPO Project Num: **TA4366611**
 LRTP Ref.: 6-4
 County: MIAMI-DADE
 Roadway ID:
 Lanes Exist:
 Lanes Improved:
 Lanes Added:
 Project Length: .000
 District: 06

Project Description: **MDT - ROUTE 79 MAX SERVICE IMPROVEMENTS**

Type of Work: **TRANSIT SERVICE DEMONSTRATION** SIS or Non-SIS: **No**

Extra Description:

		Proposed Funding (in \$000s)							
PHASE :	Funding Source	<2016	2015 - 2016	2016 - 2017	2017 - 2018	2018 - 2019	2019 - 2020	>2020	All Years
OPERATIONS	DPTO	0	400	0	0	0	0	0	400
OPERATIONS	LF	0	400	0	0	0	0	0	400
	Total	0	800	0	0	0	0	0	800

RESPONSIBLE AGENCY: Miami-Dade Transit Agency

Item Segment TOTAL ALL Years ALL Phases: 800

Item Number: 436661 Item TOTAL ALL Years ALL Phases All Segments: 800

MIAMI-DADE METROPOLITAN PLANNING ORGANIZATION
TRANSPORTATION IMPROVEMENT PROGRAM
PRIMARY STATE HIGHWAYS AND INTERMODAL



FLP: TRANSIT

MPO Project Num: **TA4366621**
 LRTP Ref.: **6-4**
 County: **MIAMI-DADE**
 Roadway ID:
 Lanes Exist:
 Lanes Improved:
 Lanes Added:
 Project Length: **.000**
 District: **06**

Project Description: **MDT - ROUTE 120 SERVICE IMPROVEMENTS**

Type of Work: **TRANSIT SERVICE DEMONSTRATION** SIS or Non-SIS: **No**

Extra Description:

		Proposed Funding (in \$000s)							
PHASE :	Funding Source	<2016	2015 - 2016	2016 - 2017	2017 - 2018	2018 - 2019	2019 - 2020	>2020	All Years
OPERATIONS	DPTO	0	400	0	0	0	0	0	400
OPERATIONS	LF	0	400	0	0	0	0	0	400
	Total	0	800	0	0	0	0	0	800

RESPONSIBLE AGENCY: **Miami-Dade Transit Agency**

Item Segment TOTAL ALL Years ALL Phases: **800**

Item Number: **436662**

Item TOTAL ALL Years ALL Phases All Segments: **800**

MIAMI-DADE METROPOLITAN PLANNING ORGANIZATION
TRANSPORTATION IMPROVEMENT PROGRAM
PRIMARY STATE HIGHWAYS AND INTERMODAL



FLP: TRANSIT

MPO Project Num: **TA4366641**
 LRTP Ref.: **6-4**
 County: **MIAMI-DADE**
 Roadway ID:
 Lanes Exist:
 Lanes Improved:
 Lanes Added:
 Project Length: **.000**
 District: **06**

Project Description: **CITY OF CORAL GABLES - TROLLY
UPDATES**

Type of Work: **PURCHASE VEHICLES / EQUIPMENT**

SIS or Non-SIS: **No**

Extra Description:

		Proposed Funding (in \$000s)							
PHASE :	Funding Source	<2016	2015 - 2016	2016 - 2017	2017 - 2018	2018 - 2019	2019 - 2020	>2020	All Years
CAPITAL	LF	0	61	0	0	0	0	0	61
CAPITAL	DPTO	0	61	0	0	0	0	0	61
	Total	0	122	0	0	0	0	0	122

RESPONSIBLE AGENCY: **Miami-Dade Transit Agency**

Item Segment TOTAL ALL Years ALL Phases: **122**

Item Number: **436664**

Item TOTAL ALL Years ALL Phases All Segments: **122**

MIAMI-DADE METROPOLITAN PLANNING ORGANIZATION
TRANSPORTATION IMPROVEMENT PROGRAM
PRIMARY STATE HIGHWAYS AND INTERMODAL



FLP: TRANSIT

MPO Project Num: **TA4366651**
 LRTP Ref.: **6-4**
 County: **MIAMI-DADE**
 Roadway ID:
 Lanes Exist:
 Lanes Improved:
 Lanes Added:
 Project Length: **.000**
 District: **06**

Project Description: **CITY OF CORAL GABLES - MACFARLANE
HOMESTEAD TROLLY ROUTE
EXTENSION**

Type of Work: **OPERATING FOR FIXED ROUTE**

SIS or Non-SIS: **No**

Extra Description:

		Proposed Funding (in \$000s)							
PHASE :	Funding Source	<2016	2015 - 2016	2016 - 2017	2017 - 2018	2018 - 2019	2019 - 2020	>2020	All Years
OPERATIONS	DPTO	0	76	0	0	0	0	0	76
OPERATIONS	LF	0	76	0	0	0	0	0	76
	Total	0	152	0	0	0	0	0	152

RESPONSIBLE AGENCY: **Miami-Dade Transit Agency**

Item Segment TOTAL ALL Years ALL Phases: **152**

Item Number: **436665**

Item TOTAL ALL Years ALL Phases All Segments: **152**

MIAMI-DADE METROPOLITAN PLANNING ORGANIZATION
TRANSPORTATION IMPROVEMENT PROGRAM
PRIMARY STATE HIGHWAYS AND INTERMODAL



FLP: TRANSIT

MPO Project Num: **TA4366951**
 LRTP Ref.: **6-4**
 County: **MIAMI-DADE**
 Roadway ID:
 Lanes Exist:
 Lanes Improved:
 Lanes Added:
 Project Length: **.000**
 District: **06**

Project Description: **CITY OF MIAMI - TROLLY TRANSIT
CORRIDOR PROGRAM**

Type of Work: **PURCHASE VEHICLES / EQUIPMENT** SIS or Non-SIS: **No**

Extra Description:

		Proposed Funding (in \$000s)							
PHASE :	Funding Source	<2016	2015 - 2016	2016 - 2017	2017 - 2018	2018 - 2019	2019 - 2020	>2020	All Years
CAPITAL	DPTO	0	0	0	0	0	294	0	294
	Total	0	0	0	0	0	294	0	294

RESPONSIBLE AGENCY: **Miami-Dade Transit Agency**

Item Segment TOTAL ALL Years ALL Phases: **294**

Item Number: **436695**

Item TOTAL ALL Years ALL Phases All Segments: **294**

MIAMI-DADE METROPOLITAN PLANNING ORGANIZATION
TRANSPORTATION IMPROVEMENT PROGRAM
PRIMARY STATE HIGHWAYS AND INTERMODAL



FLP: TRANSIT

MPO Project Num: **TA4368821**
 LRTP Ref.: **6-4**
 County: **MIAMI-DADE**
 Roadway ID:
 Lanes Exist:
 Lanes Improved:
 Lanes Added:
 Project Length: **.000**
 District: **06**

Project Description: **MDT - FTA SECTION 5339 BUS AND BUS FACILITIES**

Type of Work: **CAPITAL FOR FIXED ROUTE**

SIS or Non-SIS: **No**

Extra Description:

		Proposed Funding (in \$000s)							
PHASE :	Funding Source	<2016	2015 - 2016	2016 - 2017	2017 - 2018	2018 - 2019	2019 - 2020	>2020	All Years
CAPITAL	FTA	0	6,000	6,000	6,000	6,000	6,000	0	30,000
CAPITAL	LF	0	1,500	1,500	1,500	1,500	1,500	0	7,500
	Total	0	7,500	7,500	7,500	7,500	7,500	0	37,500

RESPONSIBLE AGENCY: **Miami-Dade Transit Agency**

Item Segment TOTAL ALL Years ALL Phases: **7,500**

Item Number: **436882**

Item TOTAL ALL Years ALL Phases All Segments: **7,500**

MIAMI-DADE METROPOLITAN PLANNING ORGANIZATION
TRANSPORTATION IMPROVEMENT PROGRAM
PRIMARY STATE HIGHWAYS AND INTERMODAL



FLP: TRANSIT

MPO Project Num: **TA4368911**
 LRTP Ref.: **6-4**
 County: **MIAMI-DADE**
 Roadway ID:
 Lanes Exist:
 Lanes Improved:
 Lanes Added:
 Project Length: **.000**
 District: **06**

Project Description: **MDT - FTA SECTION 5307 TRANSIT OPERATIONS**

Type of Work: **CAPITAL FOR FIXED ROUTE**

SIS or Non-SIS: **No**

Extra Description:

		Proposed Funding (in \$000s)							
PHASE :	Funding Source	<2016	2015 - 2016	2016 - 2017	2017 - 2018	2018 - 2019	2019 - 2020	>2020	All Years
CAPITAL	FTA	0	0	0	0	0	55,000	0	55,000
CAPITAL	LF	0	0	0	0	0	13,750	0	13,750
	Total	0	0	0	0	0	68,750	0	68,750

RESPONSIBLE AGENCY: **Miami-Dade Transit Agency**

Item Segment TOTAL ALL Years ALL Phases: **68,750**

Item Number: **436891**

Item TOTAL ALL Years ALL Phases All Segments: **68,750**

MIAMI-DADE METROPOLITAN PLANNING ORGANIZATION
TRANSPORTATION IMPROVEMENT PROGRAM
PRIMARY STATE HIGHWAYS AND INTERMODAL



FLP: TRANSIT

MPO Project Num: **TA4372811**
 LRTP Ref.: 6-4
 County: MIAMI-DADE
 Roadway ID:
 Lanes Exist:
 Lanes Improved:
 Lanes Added:
 Project Length: .000
 District: 06

Project Description: **MDT - I-95 EXPRESS BUS PURCHASE
FOR PHASES 1 & 2**

Type of Work: **CAPITAL FOR FIXED ROUTE**

SIS or Non-SIS: **Yes**

Extra Description:

		Proposed Funding (in \$000s)							
PHASE :	Funding Source	<2016	2015 - 2016	2016 - 2017	2017 - 2018	2018 - 2019	2019 - 2020	>2020	All Years
CAPITAL	DSBD	0	9,000	0	0	0	0	0	9,000
	Total	0	9,000	0	0	0	0	0	9,000

RESPONSIBLE AGENCY: Miami-Dade Transit Agency

Item Segment TOTAL ALL Years ALL Phases: 9,000

Item Number: 437281

Item TOTAL ALL Years ALL Phases All Segments: 9,000

Yearly Totals	102,868	191,665	175,858	180,532	177,784	85,936	0	914,643
FLP: TRANSIT		Totals					5 Year TIP Total	811,775

MIAMI-DADE METROPOLITAN PLANNING ORGANIZATION
TRANSPORTATION IMPROVEMENT PROGRAM
PRIMARY STATE HIGHWAYS AND INTERMODAL



HIGHWAYS

MPO Project Num: **DT2491121**
LRTP Ref.: **NA**
County: **MIAMI-DADE**
Roadway ID: **87260000**
Lanes Exist: **8**
Lanes Improved: **8**
Lanes Added: **2**
Project Length: **.858**
District: **06**

Project Description: **SR 826/PALMETTO EXPY**

FROM 2000FT S OF NW 25 ST TO 2000FT N OF NW 25 ST

Type of Work: **ADD LANES & RECONSTRUCT**

SIS or Non-SIS: **Yes**

Extra Description:

PHASE :	Funding Source	Proposed Funding (in \$000s)							
		<2016	2015 - 2016	2016 - 2017	2017 - 2018	2018 - 2019	2019 - 2020	>2020	All Years
CONTRACT INCENTIVES		1,200	0	0	0	0	0	0	1,200
	Total	1,200	0	0	0	0	0	0	1,200
PRELIMINARY ENGINEERING		397	0	0	0	0	0	0	397
	Total	397	0	0	0	0	0	0	397
RIGHT OF WAY		1	0	0	0	0	0	0	1
	Total	1	0	0	0	0	0	0	1
CONSTRUCTION		18,469	0	0	0	0	0	0	18,469
CONSTRUCTION		48	0	0	0	0	0	0	48
	Total	18,517	0	0	0	0	0	0	18,517

RESPONSIBLE AGENCY: Florida Department of Transportation District 6

Item Segment TOTAL ALL Years ALL Phases: 20,114

Item Number: 249112

Item TOTAL ALL Years ALL Phases All Segments: 21,552

MIAMI-DADE METROPOLITAN PLANNING ORGANIZATION
TRANSPORTATION IMPROVEMENT PROGRAM
PRIMARY STATE HIGHWAYS AND INTERMODAL



HIGHWAYS

MPO Project Num: **DT2491122**
LRTP Ref.: C-9
County: MIAMI-DADE
Roadway ID: 87260000
Lanes Exist: 10
Lanes Improved: 0
Lanes Added: 0
Project Length: .769
District: 06

Project Description: **SR 826/PALMETTO EXPY**

FROM N.W. 14 STREET

TO N.W. 31 STREET

Type of Work: **LANDSCAPING**

SIS or Non-SIS: **Yes**

Extra Description:

		Proposed Funding (in \$000s)							
PHASE :	Funding Source	<2016	2015 - 2016	2016 - 2017	2017 - 2018	2018 - 2019	2019 - 2020	>2020	All Years
PRELIMINARY ENGINEERING	DIH	0	15	0	0	0	0	0	15
PRELIMINARY ENGINEERING	DS	0	155	0	0	0	0	0	155
	Total	0	170	0	0	0	0	0	170
CONSTRUCTION	DDR	0	0	1,073	0	0	0	0	1,073
CONSTRUCTION	DIH	0	0	53	0	0	0	0	53
CONSTRUCTION	DS	0	0	0	142	0	0	0	142
	Total	0	0	1,126	142	0	0	0	1,268

RESPONSIBLE AGENCY: Florida Department of Transportation District 6

Item Segment TOTAL ALL Years ALL Phases: 1,438

Item Number: 249112

Item TOTAL ALL Years ALL Phases All Segments: 21,552

MIAMI-DADE METROPOLITAN PLANNING ORGANIZATION
TRANSPORTATION IMPROVEMENT PROGRAM
PRIMARY STATE HIGHWAYS AND INTERMODAL



HIGHWAYS

MPO Project Num: **DT2495811**
LRTP Ref.: 6-11
County: **MIAMI-DADE**
Roadway ID: 87200000
Lanes Exist: 7
Lanes Improved: 7
Lanes Added: 2
Project Length: 4.831
District: 06

Project Description: **SR 826/SR 836**

FROM N OF SW 8 ST TO S OF NW 25 ST & FM NW 87 TO 57 AVE'

Type of Work: **INTERCHANGE - ADD LANES**

SIS or Non-SIS: **Yes**

Extra Description:

		Proposed Funding (in \$000s)							
PHASE :	Funding Source	<2016	2015 - 2016	2016 - 2017	2017 - 2018	2018 - 2019	2019 - 2020	>2020	All Years
DESIGN BUILD	TRIP	471	0	0	0	0	0	0	471
DESIGN BUILD	DPTO	93	0	0	0	0	0	0	93
DESIGN BUILD	DDR	685	0	0	0	0	0	0	685
DESIGN BUILD	ACNP	2,745	0	0	0	0	0	0	2,745
DESIGN BUILD	DDR	450	0	0	0	0	0	0	450
DESIGN BUILD	DS	78	0	0	0	0	0	0	78
DESIGN BUILD	NHAC	28,439	0	0	0	0	0	0	28,439
DESIGN BUILD	NHPP	169,890	0	0	0	0	0	0	169,890
DESIGN BUILD	GMR	1,010	0	0	0	0	0	0	1,010
DESIGN BUILD	DC	1	0	0	0	0	0	0	1
DESIGN BUILD	DIS	30	0	0	0	0	0	0	30
DESIGN BUILD	FSF1	89,176	0	0	0	0	0	0	89,176
DESIGN BUILD	ACEN	335	0	0	0	0	0	0	335
DESIGN BUILD	DS	150	0	0	0	0	0	0	150

MIAMI-DADE METROPOLITAN PLANNING ORGANIZATION
TRANSPORTATION IMPROVEMENT PROGRAM
PRIMARY STATE HIGHWAYS AND INTERMODAL



HIGHWAYS

MPO Project Num: **DT2495811**
LRTP Ref.: 6-11
County: MIAMI-DADE
Roadway ID: 87200000
Lanes Exist: 7
Lanes Improved: 7
Lanes Added: 2
Project Length: 4.831
District: 06

Project Description: **SR 826/SR 836**

FROM N OF SW 8 ST TO S OF NW 25 ST & FM NW 87 TO 57 AVE'

Type of Work: **INTERCHANGE - ADD LANES**

SIS or Non-SIS: **Yes**

Extra Description:

PHASE :	Funding Source	Proposed Funding (in \$000s)							
		<2016	2015 - 2016	2016 - 2017	2017 - 2018	2018 - 2019	2019 - 2020	>2020	All Years
DESIGN BUILD	ACNH	5,396	0	0	0	0	0	0	5,396
DESIGN BUILD	TRIP	525	0	0	0	0	0	0	525
DESIGN BUILD	NH	6	0	0	0	0	0	0	6
DESIGN BUILD	LF	125,684	25,000	46,500	0	0	0	0	197,184
DESIGN BUILD	EBNH	98,067	0	0	0	0	0	0	98,067
	Total	523,231	25,000	46,500	0	0	0	0	594,731
LOCAL ADVANCE REIMBURS	BNIR	27,405	0	0	0	0	0	0	27,405
	Total	27,405	0	0	0	0	0	0	27,405
PRELIMINARY ENGINEERING	LF	15,890	0	0	0	0	0	0	15,890
PRELIMINARY ENGINEERING	DIH	984	0	0	0	0	0	0	984
PRELIMINARY ENGINEERING	DI	4,646	0	0	0	0	0	0	4,646
PRELIMINARY ENGINEERING	NHPP	800	0	0	0	0	0	0	800
PRELIMINARY ENGINEERING	GMR	250	0	0	0	0	0	0	250
PRELIMINARY ENGINEERING	DDR	8,576	0	0	0	0	0	0	8,576

MIAMI-DADE METROPOLITAN PLANNING ORGANIZATION
TRANSPORTATION IMPROVEMENT PROGRAM
PRIMARY STATE HIGHWAYS AND INTERMODAL



HIGHWAYS

MPO Project Num: **DT2495811**
LRTP Ref.: 6-11
County: MIAMI-DADE
Roadway ID: 87200000
Lanes Exist: 7
Lanes Improved: 7
Lanes Added: 2
Project Length: 4.831
District: 06

Project Description: **SR 826/SR 836**

FROM N OF SW 8 ST TO S OF NW 25 ST & FM NW 87 TO 57 AVE'

Type of Work: **INTERCHANGE - ADD LANES**

SIS or Non-SIS: **Yes**

Extra Description:

		Proposed Funding (in \$000s)							
PHASE :	Funding Source	<2016	2015 - 2016	2016 - 2017	2017 - 2018	2018 - 2019	2019 - 2020	>2020	All Years
PRELIMINARY ENGINEERING	DS	2,735	0	0	0	0	0	0	2,735
	Total	33,880	0	0	0	0	0	0	33,880
RAILROAD & UTILITIES	DS	2,567	0	0	0	0	0	0	2,567
RAILROAD & UTILITIES	LF	8,804	0	0	0	0	0	0	8,804
RAILROAD & UTILITIES	NHPP	1,526	0	0	0	0	0	0	1,526
RAILROAD & UTILITIES	DDR	1,225	0	0	0	0	0	0	1,225
RAILROAD & UTILITIES	NHAC	774	0	0	0	0	0	0	774
	Total	14,895	0	0	0	0	0	0	14,895
RIGHT OF WAY	DIRS	584	0	0	0	0	0	0	584
RIGHT OF WAY	DDR	10,404	0	0	0	0	0	0	10,404
RIGHT OF WAY	BNIR	7,365	0	0	0	0	0	0	7,365
RIGHT OF WAY	BNDS	9,190	0	0	0	0	0	0	9,190
RIGHT OF WAY	NHAC	7,333	0	0	0	0	0	0	7,333
RIGHT OF WAY	DS	38,842	0	0	0	0	0	0	38,842

MIAMI-DADE METROPOLITAN PLANNING ORGANIZATION
TRANSPORTATION IMPROVEMENT PROGRAM
PRIMARY STATE HIGHWAYS AND INTERMODAL



HIGHWAYS

MPO Project Num: **DT2495811**
LRTP Ref.: 6-11
County: MIAMI-DADE
Roadway ID: 87200000
Lanes Exist: 7
Lanes Improved: 7
Lanes Added: 2
Project Length: 4.831
District: 06

Project Description: **SR 826/SR 836**

FROM N OF SW 8 ST TO S OF NW 25 ST & FM NW 87 TO 57 AVE'

Type of Work: **INTERCHANGE - ADD LANES**

SIS or Non-SIS: **Yes**

Extra Description:

		Proposed Funding (in \$000s)							
PHASE :	Funding Source	<2016	2015 - 2016	2016 - 2017	2017 - 2018	2018 - 2019	2019 - 2020	>2020	All Years
RIGHT OF WAY	NHPP	54,729	0	0	0	0	0	0	54,729
RIGHT OF WAY	BNCA	3,024	0	0	0	0	0	0	3,024
RIGHT OF WAY	DIH	3,070	0	0	0	0	0	0	3,070
RIGHT OF WAY	DI	9,443	0	0	0	0	0	0	9,443
RIGHT OF WAY	BNIR	632	0	0	0	0	0	0	632
RIGHT OF WAY	LFR	27,398	0	0	0	0	0	0	27,398
RIGHT OF WAY	SA	4,063	0	0	0	0	0	0	4,063
Total		176,076	0	0	0	0	0	0	176,076

RESPONSIBLE AGENCY: Florida Department of Transportation District 6

Item Segment TOTAL ALL Years ALL Phases: **846,988**

Item Number: 249581

Item TOTAL ALL Years ALL Phases All Segments: **848,898**

MIAMI-DADE METROPOLITAN PLANNING ORGANIZATION
TRANSPORTATION IMPROVEMENT PROGRAM
PRIMARY STATE HIGHWAYS AND INTERMODAL



HIGHWAYS

MPO Project Num: **DT2495812**
LRTP Ref.: C-9
County: MIAMI-DADE
Roadway ID: 87260000
Lanes Exist: 8
Lanes Improved: 0
Lanes Added: 0
Project Length: 1.656
District: 06

Project Description: **SR 826/PALMETTO EXPY**

FROM S OF SW 2 STREET

TO NW 14 STREET

Type of Work: **LANDSCAPING**

SIS or Non-SIS: **Yes**

Extra Description:

		Proposed Funding (in \$000s)							
PHASE :	Funding Source	<2016	2015 - 2016	2016 - 2017	2017 - 2018	2018 - 2019	2019 - 2020	>2020	All Years
PRELIMINARY ENGINEERING	DIH	20	0	0	0	0	0	0	20
PRELIMINARY ENGINEERING	DS	76	0	0	0	0	0	0	76
	Total	96	0	0	0	0	0	0	96
CONSTRUCTION	DIH	0	0	0	32	0	0	0	32
CONSTRUCTION	DDR	0	0	680	0	0	0	0	680
CONSTRUCTION	DS	0	0	680	367	0	0	0	1,047
	Total	0	0	1,360	399	0	0	0	1,759

RESPONSIBLE AGENCY: Florida Department of Transportation District 6

Item Segment TOTAL ALL Years ALL Phases: 1,855

Item Number: 249581

Item TOTAL ALL Years ALL Phases All Segments: 848,898

MIAMI-DADE METROPOLITAN PLANNING ORGANIZATION
TRANSPORTATION IMPROVEMENT PROGRAM
PRIMARY STATE HIGHWAYS AND INTERMODAL



HIGHWAYS

MPO Project Num: **DT2495813**
 LRTP Ref.: NA
 County: MIAMI-DADE
 Roadway ID:
 Lanes Exist: 0
 Lanes Improved: 0
 Lanes Added: 0
 Project Length: .000
 District: 06

Project Description: **SR 826/PALMETTO EXPY RELOCATION
OF CANAL SE OF INTERCHANGE WITH
SR 836**

Type of Work: **DRAINAGE IMPROVEMENTS**

SIS or Non-SIS: **No**

Extra Description:

		Proposed Funding (in \$000s)							
PHASE :	Funding Source	<2016	2015 - 2016	2016 - 2017	2017 - 2018	2018 - 2019	2019 - 2020	>2020	All Years
CONSTRUCTION		55	0	0	0	0	0	0	55
	Total	55	0	0	0	0	0	0	55

RESPONSIBLE AGENCY: Florida Department of Transportation District 6

Item Segment TOTAL ALL Years ALL Phases: 55

Item Number: 249581

Item TOTAL ALL Years ALL Phases All Segments: 848,898

MIAMI-DADE METROPOLITAN PLANNING ORGANIZATION
TRANSPORTATION IMPROVEMENT PROGRAM
PRIMARY STATE HIGHWAYS AND INTERMODAL



HIGHWAYS

MPO Project Num: **DT2496141**
LRTP Ref.: **NA**
County: **MIAMI-DADE**
Roadway ID: **87150000**
Lanes Exist: **2**
Lanes Improved: **0**
Lanes Added: **0**
Project Length: **22.298**
District: **06**

Project Description: **SR 997/KROME AVENUE**

FROM US-1 (FLORIDA CITY)

TO SR 90/TAMIAMI TRAIL

Type of Work: **TRANSPORTATION PLANNING**

SIS or Non-SIS: **Yes**

Extra Description:

		Proposed Funding (in \$000s)							
PHASE :	Funding Source	<2016	2015 - 2016	2016 - 2017	2017 - 2018	2018 - 2019	2019 - 2020	>2020	All Years
P D & E		200	0	0	0	0	0	0	200
P D & E		851	0	0	0	0	0	0	851
	Total	1,050	0	0	0	0	0	0	1,050

RESPONSIBLE AGENCY: **Florida Department of Transportation District 6**

Item Segment TOTAL ALL Years ALL Phases: **1,050**

Item Number: **249614**

Item TOTAL ALL Years ALL Phases All Segments: **161,822**

MIAMI-DADE METROPOLITAN PLANNING ORGANIZATION
TRANSPORTATION IMPROVEMENT PROGRAM
PRIMARY STATE HIGHWAYS AND INTERMODAL



HIGHWAYS

MPO Project Num: **DT2496142**
 LRTP Ref.: **NA**
 County: **MIAMI-DADE**
 Roadway ID: **87150000**
 Lanes Exist: **2**
 Lanes Improved: **2**
 Lanes Added: **0**
 Project Length: **9.055**
 District: **06**

Project Description: **SR 997/KROME AVENUE**

**AT SW 272, SW 256, SW 192,
SW 168, SW 136 INTERSCTN**

Type of Work: **ADD TURN LANE(S)**

SIS or Non-SIS: **Yes**

Extra Description:

PHASE :	Funding Source	Proposed Funding (in \$000s)							
		<2016	2015 - 2016	2016 - 2017	2017 - 2018	2018 - 2019	2019 - 2020	>2020	All Years
DESIGN BUILD		6,173	0	0	0	0	0	0	6,173
	Total	6,173	0	0	0	0	0	0	6,173
P D & E		6	0	0	0	0	0	0	6
	Total	6	0	0	0	0	0	0	6
PRELIMINARY ENGINEERING		243	0	0	0	0	0	0	243
	Total	243	0	0	0	0	0	0	243
RIGHT OF WAY		2,346	0	0	0	0	0	0	2,346
	Total	2,346	0	0	0	0	0	0	2,346

RESPONSIBLE AGENCY: **Florida Department of Transportation District 6**

Item Segment **TOTAL ALL Years ALL Phases:** **8,769**

Item Number: **249614**

Item **TOTAL ALL Years ALL Phases All Segments:** **161,822**

MIAMI-DADE METROPOLITAN PLANNING ORGANIZATION
TRANSPORTATION IMPROVEMENT PROGRAM
PRIMARY STATE HIGHWAYS AND INTERMODAL



HIGHWAYS

MPO Project Num: **DT2496143**
LRTP Ref.: 6-11
County: **MIAMI-DADE**
Roadway ID: 87150000
Lanes Exist: 2
Lanes Improved: 2
Lanes Added: 2
Project Length: 6.567
District: 06

Project Description: **SR 997/KROME AVENUE**

FROM SR 94/KENDALL DR

TO 1 MI N OF SW 8TH ST

Type of Work: **ADD LANES & RECONSTRUCT**

SIS or Non-SIS: **Yes**

Extra Description:

PHASE :	Funding Source	Proposed Funding (in \$000s)							
		<2016	2015 - 2016	2016 - 2017	2017 - 2018	2018 - 2019	2019 - 2020	>2020	All Years
CONTRACT INCENTIVES	SU	0	0	0	1,475	0	0	0	1,475
	Total	0	0	0	1,475	0	0	0	1,475
ENVIRONMENTAL	TRIP	1,200	0	0	0	0	0	0	1,200
ENVIRONMENTAL	SU	1,200	0	0	0	0	0	0	1,200
	Total	2,400	0	0	0	0	0	0	2,400
PRELIMINARY ENGINEERING	DDR	791	0	0	0	0	0	0	791
PRELIMINARY ENGINEERING	DIH	301	0	0	0	0	0	0	301
PRELIMINARY ENGINEERING	DS	2,751	0	0	0	0	0	0	2,751
	Total	3,843	0	0	0	0	0	0	3,843
RAILROAD & UTILITIES	TRIP	147	0	0	0	0	0	0	147
	Total	147	0	0	0	0	0	0	147
RIGHT OF WAY	DIH	657	0	0	0	0	0	0	657
RIGHT OF WAY	DDR	685	0	0	0	0	0	0	685
RIGHT OF WAY	DS	146	0	0	0	0	0	0	146

MIAMI-DADE METROPOLITAN PLANNING ORGANIZATION
TRANSPORTATION IMPROVEMENT PROGRAM
PRIMARY STATE HIGHWAYS AND INTERMODAL



HIGHWAYS

MPO Project Num: **DT2496143**
LRTP Ref.: 6-11
County: MIAMI-DADE
Roadway ID: 87150000
Lanes Exist: 2
Lanes Improved: 2
Lanes Added: 2
Project Length: 6.567
District: 06

Project Description: **SR 997/KROME AVENUE**

FROM SR 94/KENDALL DR

TO 1 MI N OF SW 8TH ST

Type of Work: **ADD LANES & RECONSTRUCT**

SIS or Non-SIS: **Yes**

Extra Description:

PHASE :	Funding Source	Proposed Funding (in \$000s)							
		<2016	2015 - 2016	2016 - 2017	2017 - 2018	2018 - 2019	2019 - 2020	>2020	All Years
RIGHT OF WAY	BNIR	8,409	0	0	0	0	0	0	8,409
	Total	9,898	0	0	0	0	0	0	9,898
CONSTRUCTION	TRIP	8,686	0	0	0	0	0	0	8,686
CONSTRUCTION	TRIP	71	0	0	0	0	0	0	71
CONSTRUCTION	ACSN	167	0	0	0	0	0	0	167
CONSTRUCTION	SU	8,972	0	0	0	0	0	0	8,972
CONSTRUCTION	ACNP	43,738	0	0	0	0	0	0	43,738
CONSTRUCTION	DDR	237	0	0	0	0	0	0	237
CONSTRUCTION	ACSU	2,820	0	0	0	0	0	0	2,820
CONSTRUCTION	ACSA	25	96	0	0	0	0	0	121
CONSTRUCTION	DS	16	0	0	0	0	0	0	16
CONSTRUCTION	DIH	124	0	0	0	0	0	0	124
	Total	64,857	96	0	0	0	0	0	64,953

RESPONSIBLE AGENCY: Florida Department of Transportation District 6

Item Segment TOTAL ALL Years ALL Phases: 82,716

Item Number: 249614

Item TOTAL ALL Years ALL Phases All Segments: 161,822

MIAMI-DADE METROPOLITAN PLANNING ORGANIZATION
TRANSPORTATION IMPROVEMENT PROGRAM
PRIMARY STATE HIGHWAYS AND INTERMODAL



HIGHWAYS

MPO Project Num: **DT2496144**
 LRTP Ref.: **NA**
 County: **MIAMI-DADE**
 Roadway ID: **87150000**
 Lanes Exist: **2**
 Lanes Improved: **2**
 Lanes Added: **0**
 Project Length: **10.068**
 District: **06**

Project Description: **SR 997/KROME AVENUE**

FROM SW 296 STREET

TO SW 136 STREET

Type of Work: **PD&E/EMO STUDY**

SIS or Non-SIS: **Yes**

Extra Description:

		Proposed Funding (in \$000s)							
PHASE :	Funding Source	<2016	2015 - 2016	2016 - 2017	2017 - 2018	2018 - 2019	2019 - 2020	>2020	All Years
P D & E		2,385	0	0	0	0	0	0	2,385
	Total	2,385	0	0	0	0	0	0	2,385
PRELIMINARY ENGINEERING		12	0	0	0	0	0	0	12
	Total	12	0	0	0	0	0	0	12

RESPONSIBLE AGENCY: Florida Department of Transportation District 6

Item Segment TOTAL ALL Years ALL Phases: **2,397**

Item Number: **249614**

Item TOTAL ALL Years ALL Phases All Segments: **161,822**

MIAMI-DADE METROPOLITAN PLANNING ORGANIZATION
TRANSPORTATION IMPROVEMENT PROGRAM
PRIMARY STATE HIGHWAYS AND INTERMODAL



HIGHWAYS

MPO Project Num: **DT2496145**
LRTP Ref.: NA
County: MIAMI-DADE
Roadway ID: 87150000
Lanes Exist: 2
Lanes Improved: 2
Lanes Added: 0
Project Length: 13.449
District: 06

Project Description: **SR 997/KROME AVENUE**

**AT SW 288,SW 216, SW 200,
SW 184 INTERSECTIONS**

Type of Work: **ADD TURN LANE(S)**

SIS or Non-SIS: **Yes**

Extra Description:

PHASE :	Funding Source	Proposed Funding (in \$000s)							
		<2016	2015 - 2016	2016 - 2017	2017 - 2018	2018 - 2019	2019 - 2020	>2020	All Years
CONTRACT INCENTIVES		250	0	0	0	0	0	0	250
	Total	250	0	0	0	0	0	0	250
PRELIMINARY ENGINEERING		114	0	0	0	0	0	0	114
	Total	114	0	0	0	0	0	0	114
RIGHT OF WAY		56	0	0	0	0	0	0	56
RIGHT OF WAY		876	0	0	0	0	0	0	876
RIGHT OF WAY		169	0	0	0	0	0	0	169
RIGHT OF WAY		9	0	0	0	0	0	0	9
	Total	1,110	0	0	0	0	0	0	1,110
CONSTRUCTION		5,719	0	0	0	0	0	0	5,719
CONSTRUCTION		0	0	0	0	0	0	0	0
	Total	5,719	0	0	0	0	0	0	5,719

RESPONSIBLE AGENCY: Florida Department of Transportation District 6

Item Segment TOTAL ALL Years ALL Phases: 7,193

Item Number: 249614

Item TOTAL ALL Years ALL Phases All Segments: 161,822

MIAMI-DADE METROPOLITAN PLANNING ORGANIZATION
TRANSPORTATION IMPROVEMENT PROGRAM
PRIMARY STATE HIGHWAYS AND INTERMODAL



HIGHWAYS

MPO Project Num: **DT2496146**
 LRTP Ref.: **NA**
 County: **MIAMI-DADE**
 Roadway ID: **87150000**
 Lanes Exist: **2**
 Lanes Improved: **2**
 Lanes Added: **0**
 Project Length: **.080**
 District: **06**

Project Description: **SR 997/KROME AVENUE**

AT SR 94/KENDALL DRIVE

Type of Work: **INTERSECTION (MINOR)**

SIS or Non-SIS: **Yes**

Extra Description:

		Proposed Funding (in \$000s)							
PHASE :	Funding Source	<2016	2015 - 2016	2016 - 2017	2017 - 2018	2018 - 2019	2019 - 2020	>2020	All Years
CONTRACT INCENTIVES		20	0	0	0	0	0	0	20
	Total	20	0	0	0	0	0	0	20
P D & E		19	0	0	0	0	0	0	19
	Total	19	0	0	0	0	0	0	19
PRELIMINARY ENGINEERING		38	0	0	0	0	0	0	38
	Total	38	0	0	0	0	0	0	38
CONSTRUCTION		499	0	0	0	0	0	0	499
	Total	499	0	0	0	0	0	0	499

RESPONSIBLE AGENCY: Florida Department of Transportation District 6

Item Segment TOTAL ALL Years ALL Phases: **576**

Item Number: 249614

Item TOTAL ALL Years ALL Phases All Segments: **161,822**

MIAMI-DADE METROPOLITAN PLANNING ORGANIZATION
TRANSPORTATION IMPROVEMENT PROGRAM
PRIMARY STATE HIGHWAYS AND INTERMODAL



HIGHWAYS

MPO Project Num: **DT2496147**
LRTP Ref.: 6-11
County: MIAMI-DADE
Roadway ID: 87150000
Lanes Exist: 2
Lanes Improved: 2
Lanes Added: 2
Project Length: 3.544
District: 06

Project Description: **SR 997/KROME AVENUE**

FROM S. OF SW 136TH ST.

TO S. OF SR 94/KENDALL DR.

Type of Work: **ADD LANES & RECONSTRUCT**

SIS or Non-SIS: **Yes**

Extra Description:

PHASE :	Funding Source	Proposed Funding (in \$000s)							
		<2016	2015 - 2016	2016 - 2017	2017 - 2018	2018 - 2019	2019 - 2020	>2020	All Years
CONTRACT INCENTIVES	SA	0	0	0	0	1,000	0	0	1,000
	Total	0	0	0	0	1,000	0	0	1,000
ENVIRONMENTAL	ACNP	0	100	0	0	0	0	0	100
	Total	0	100	0	0	0	0	0	100
PRELIMINARY ENGINEERING	DDR	174	0	0	0	0	0	0	174
PRELIMINARY ENGINEERING	DIH	514	0	0	0	0	0	0	514
PRELIMINARY ENGINEERING	DS	392	0	0	0	0	0	0	392
	Total	1,080	0	0	0	0	0	0	1,080
RAILROAD & UTILITIES	DS	10	0	0	0	0	0	0	10
RAILROAD & UTILITIES	ACNP	0	800	0	0	0	0	0	800
	Total	10	800	0	0	0	0	0	810
RIGHT OF WAY	BNIR	2,951	1,400	0	0	0	0	0	4,351
RIGHT OF WAY	DIH	195	0	0	0	0	0	0	195
RIGHT OF WAY	DS	4	0	0	0	0	0	0	4

MIAMI-DADE METROPOLITAN PLANNING ORGANIZATION
TRANSPORTATION IMPROVEMENT PROGRAM
PRIMARY STATE HIGHWAYS AND INTERMODAL



HIGHWAYS

MPO Project Num: **DT2496147**
LRTP Ref.: 6-11
County: **MIAMI-DADE**
Roadway ID: 87150000
Lanes Exist: 2
Lanes Improved: 2
Lanes Added: 2
Project Length: 3.544
District: 06

Project Description: **SR 997/KROME AVENUE**

FROM S. OF SW 136TH ST.

TO S. OF SR 94/KENDALL DR.

Type of Work: **ADD LANES & RECONSTRUCT**

SIS or Non-SIS: **Yes**

Extra Description:

		Proposed Funding (in \$000s)							
PHASE :	Funding Source	<2016	2015 - 2016	2016 - 2017	2017 - 2018	2018 - 2019	2019 - 2020	>2020	All Years
	Total	3,149	1,400	0	0	0	0	0	4,549
CONSTRUCTION	SN	0	1,038	0	0	0	0	0	1,038
CONSTRUCTION	DI	0	154	0	0	0	0	0	154
CONSTRUCTION	ACNP	0	47,880	0	0	0	0	0	47,880
	Total	0	49,072	0	0	0	0	0	49,072

RESPONSIBLE AGENCY: Florida Department of Transportation District 6

Item Segment TOTAL ALL Years ALL Phases: 56,611

Item Number: 249614

Item TOTAL ALL Years ALL Phases All Segments: 161,822

MIAMI-DADE METROPOLITAN PLANNING ORGANIZATION
TRANSPORTATION IMPROVEMENT PROGRAM
PRIMARY STATE HIGHWAYS AND INTERMODAL



HIGHWAYS

MPO Project Num: **DT2496148**
LRTP Ref.: **NA**
County: **MIAMI-DADE**
Roadway ID: **87150000**
Lanes Exist: **2**
Lanes Improved: **2**
Lanes Added: **0**
Project Length: **2.941**
District: **06**

Project Description: **SR 997/KROME AVENUE**

FROM S OF SW 122 STREET TO S OF SR 94/KENDALL DR

Type of Work: **RESURFACING**

SIS or Non-SIS: **Yes**

Extra Description:

PHASE :	Funding Source	Proposed Funding (in \$000s)							
		<2016	2015 - 2016	2016 - 2017	2017 - 2018	2018 - 2019	2019 - 2020	>2020	All Years
PRELIMINARY ENGINEERING		273	0	0	0	0	0	0	273
PRELIMINARY ENGINEERING		62	0	0	0	0	0	0	62
	Total	335	0	0	0	0	0	0	335
RAILROAD & UTILITIES		90	0	0	0	0	0	0	90
	Total	90	0	0	0	0	0	0	90
CONSTRUCTION		31	0	0	0	0	0	0	31
CONSTRUCTION		2,054	0	0	0	0	0	0	2,054
	Total	2,085	0	0	0	0	0	0	2,085

RESPONSIBLE AGENCY: Florida Department of Transportation District 6

Item Segment TOTAL ALL Years ALL Phases: **2,509**

Item Number: 249614

Item TOTAL ALL Years ALL Phases All Segments: **161,822**

MIAMI-DADE METROPOLITAN PLANNING ORGANIZATION
TRANSPORTATION IMPROVEMENT PROGRAM
PRIMARY STATE HIGHWAYS AND INTERMODAL



HIGHWAYS

MPO Project Num: **DT2496152**
LRTP Ref.: 6-11
County: **MIAMI-DADE**
Roadway ID: 87070000
Lanes Exist: 2
Lanes Improved: 2
Lanes Added: 2
Project Length: 2.097
District: 06

Project Description: **SR 997/KROME AVENUE**

FROM NORTH OF SW 8 ST. TO MP 2.754

Type of Work: **ADD LANES & RECONSTRUCT**

SIS or Non-SIS: **Yes**

Extra Description:

PHASE :	Funding Source	Proposed Funding (in \$000s)							
		<2016	2015 - 2016	2016 - 2017	2017 - 2018	2018 - 2019	2019 - 2020	>2020	All Years
CONTRACT INCENTIVES	DI	0	0	600	0	0	0	0	600
	Total	0	0	600	0	0	0	0	600
PRELIMINARY ENGINEERING	DDR	0	0	0	0	0	0	0	0
PRELIMINARY ENGINEERING	DS	39	0	0	0	0	0	0	39
PRELIMINARY ENGINEERING	DIH	547	0	0	0	0	0	0	547
	Total	586	0	0	0	0	0	0	586
RAILROAD & UTILITIES	DIS	200	0	0	0	0	0	0	200
RAILROAD & UTILITIES	ACNP	417	0	0	0	0	0	0	417
	Total	617	0	0	0	0	0	0	617
CONSTRUCTION	ACNP	0	2,100	0	0	0	0	0	2,100
CONSTRUCTION	ACNP	18,034	0	0	0	0	0	0	18,034
CONSTRUCTION	DIS	75	0	0	0	0	0	0	75
	Total	18,109	2,100	0	0	0	0	0	20,209

RESPONSIBLE AGENCY: Florida Department of Transportation District 6

Item Segment TOTAL ALL Years ALL Phases: 22,012

Item Number: 249615

Item TOTAL ALL Years ALL Phases All Segments: 137,699

MIAMI-DADE METROPOLITAN PLANNING ORGANIZATION
TRANSPORTATION IMPROVEMENT PROGRAM
PRIMARY STATE HIGHWAYS AND INTERMODAL



HIGHWAYS

MPO Project Num: **DT2496153**
 LRTP Ref.: NA
 County: MIAMI-DADE
 Roadway ID: 87070000
 Lanes Exist: 2
 Lanes Improved: 2
 Lanes Added: 2
 Project Length: 8.535
 District: 06

Project Description: **SR 997/KROME AVENUE**

FROM S.W. 136TH STREET

TO US-27/OKEECHOBEE ROAD

Type of Work: **PD&E/EMO STUDY**

SIS or Non-SIS: **Yes**

Extra Description:

		Proposed Funding (in \$000s)							
PHASE :	Funding Source	<2016	2015 - 2016	2016 - 2017	2017 - 2018	2018 - 2019	2019 - 2020	>2020	All Years
P D & E		1,526	0	0	0	0	0	0	1,526
	Total	1,526	0	0	0	0	0	0	1,526

RESPONSIBLE AGENCY: Florida Department of Transportation District 6

Item Segment TOTAL ALL Years ALL Phases: 1,526

Item Number: 249615

Item TOTAL ALL Years ALL Phases All Segments: 137,699

MIAMI-DADE METROPOLITAN PLANNING ORGANIZATION
TRANSPORTATION IMPROVEMENT PROGRAM
PRIMARY STATE HIGHWAYS AND INTERMODAL



HIGHWAYS

MPO Project Num: **DT2496154**
LRTP Ref.: **NA**
County: **MIAMI-DADE**
Roadway ID: **87070000**
Lanes Exist: **2**
Lanes Improved: **0**
Lanes Added: **0**
Project Length: **14.275**
District: **06**

Project Description: **SR 997/KROME AVENUE** **FROM SR 90/SW 8 STREET** **TO US-27/OKEECHOBEE ROAD**

Type of Work: **WETLAND MITIGATION/RESTORATION** SIS or Non-SIS: **Yes**

Extra Description:

		Proposed Funding (in \$000s)							
PHASE :	Funding Source	<2016	2015 - 2016	2016 - 2017	2017 - 2018	2018 - 2019	2019 - 2020	>2020	All Years
ENVIRONMENTAL		9,586	0	0	0	0	0	0	9,586
	Total	9,586	0	0	0	0	0	0	9,586
PRELIMINARY ENGINEERING		187	0	0	0	0	0	0	187
	Total	187	0	0	0	0	0	0	187

RESPONSIBLE AGENCY: Florida Department of Transportation District 6

Item Segment TOTAL ALL Years ALL Phases: **9,774**

Item Number: 249615

Item TOTAL ALL Years ALL Phases All Segments: **137,699**

MIAMI-DADE METROPOLITAN PLANNING ORGANIZATION
TRANSPORTATION IMPROVEMENT PROGRAM
PRIMARY STATE HIGHWAYS AND INTERMODAL



HIGHWAYS

MPO Project Num: **DT2496155**
LRTP Ref.: 6-11
County: MIAMI-DADE
Roadway ID: 87070000
Lanes Exist: 2
Lanes Improved: 2
Lanes Added: 2
Project Length: 3.097
District: 06

Project Description: **SR 997/KROME AVENUE**

FROM MP 10.935

**TO 14.032/SOUTH OF
OKEECHOBEE ROAD**

Type of Work: **ADD LANES & RECONSTRUCT**

SIS or Non-SIS: **Yes**

Extra Description:

		Proposed Funding (in \$000s)							
PHASE :	Funding Source	<2016	2015 - 2016	2016 - 2017	2017 - 2018	2018 - 2019	2019 - 2020	>2020	All Years
CONTRACT INCENTIVES	DI	0	0	0	0	1,120	0	0	1,120
	Total	0	0	0	0	1,120	0	0	1,120
PRELIMINARY ENGINEERING	DIH	254	0	0	0	0	0	0	254
PRELIMINARY ENGINEERING	DDR	25	0	0	0	0	0	0	25
PRELIMINARY ENGINEERING	DS	1	0	0	0	0	0	0	1
	Total	280	0	0	0	0	0	0	280
CONSTRUCTION	ACNP	0	27,349	0	0	0	0	0	27,349
	Total	0	27,349	0	0	0	0	0	27,349

RESPONSIBLE AGENCY: Florida Department of Transportation District 6

Item Segment TOTAL ALL Years ALL Phases: 28,749

Item Number: 249615

Item TOTAL ALL Years ALL Phases All Segments: 137,699

MIAMI-DADE METROPOLITAN PLANNING ORGANIZATION
TRANSPORTATION IMPROVEMENT PROGRAM
PRIMARY STATE HIGHWAYS AND INTERMODAL



HIGHWAYS

MPO Project Num: **DT2496156**
LRTP Ref.: 6-11
County: **MIAMI-DADE**
Roadway ID: 87070000
Lanes Exist: 2
Lanes Improved: 2
Lanes Added: 2
Project Length: 2.368
District: 06

Project Description: **SR 997/KROME AVENUE**

FROM MP 2.754

TO MP 5.122

Type of Work: **ADD LANES & RECONSTRUCT**

SIS or Non-SIS: **Yes**

Extra Description:

PHASE :	Funding Source	Proposed Funding (in \$000s)							
		<2016	2015 - 2016	2016 - 2017	2017 - 2018	2018 - 2019	2019 - 2020	>2020	All Years
CONTRACT INCENTIVES	DI	0	0	530	0	0	0	0	530
	Total	0	0	530	0	0	0	0	530
PRELIMINARY ENGINEERING	DS	2	0	0	0	0	0	0	2
PRELIMINARY ENGINEERING	DDR	25	0	0	0	0	0	0	25
PRELIMINARY ENGINEERING	DIH	172	0	0	0	0	0	0	172
	Total	200	0	0	0	0	0	0	200
RAILROAD & UTILITIES	DIS	300	0	0	0	0	0	0	300
RAILROAD & UTILITIES	ACNP	538	0	0	0	0	0	0	538
	Total	838	0	0	0	0	0	0	838
CONSTRUCTION	ACNP	16,945	1,849	0	0	0	0	0	18,794
CONSTRUCTION	ACNP	0	41	0	0	0	0	0	41
CONSTRUCTION	DIS	75	0	0	0	0	0	0	75
	Total	17,020	1,890	0	0	0	0	0	18,910

RESPONSIBLE AGENCY: Florida Department of Transportation District 6

Item Segment TOTAL ALL Years ALL Phases: 20,478

Item Number: 249615

Item TOTAL ALL Years ALL Phases All Segments: 137,699

MIAMI-DADE METROPOLITAN PLANNING ORGANIZATION
TRANSPORTATION IMPROVEMENT PROGRAM
PRIMARY STATE HIGHWAYS AND INTERMODAL



HIGHWAYS

MPO Project Num: **DT2496157**
LRTP Ref.: 6-11
County: **MIAMI-DADE**
Roadway ID: 87070000
Lanes Exist: 2
Lanes Improved: 2
Lanes Added: 2
Project Length: 3.029
District: 06

Project Description: **SR 997/KROME AVENUE**

FROM MP 5.122

TO MP 8.151

Type of Work: **ADD LANES & RECONSTRUCT**

SIS or Non-SIS: **Yes**

Extra Description:

PHASE :	Funding Source	Proposed Funding (in \$000s)							
		<2016	2015 - 2016	2016 - 2017	2017 - 2018	2018 - 2019	2019 - 2020	>2020	All Years
CONTRACT INCENTIVES	DI	0	0	740	0	0	0	0	740
	Total	0	0	740	0	0	0	0	740
PRELIMINARY ENGINEERING	DS	1	0	0	0	0	0	0	1
PRELIMINARY ENGINEERING	DIH	66	0	0	0	0	0	0	66
	Total	67	0	0	0	0	0	0	67
RAILROAD & UTILITIES	ACNP	675	0	0	0	0	0	0	675
RAILROAD & UTILITIES	DIS	200	0	0	0	0	0	0	200
	Total	875	0	0	0	0	0	0	875
CONSTRUCTION	ACNP	0	2,559	0	0	0	0	0	2,559
CONSTRUCTION	ACNP	24,089	0	0	0	0	0	0	24,089
CONSTRUCTION	DIS	150	0	0	0	0	0	0	150
	Total	24,239	2,559	0	0	0	0	0	26,798

RESPONSIBLE AGENCY: Florida Department of Transportation District 6

Item Segment TOTAL ALL Years ALL Phases: 28,480

Item Number: 249615

Item TOTAL ALL Years ALL Phases All Segments: 137,699

MIAMI-DADE METROPOLITAN PLANNING ORGANIZATION
TRANSPORTATION IMPROVEMENT PROGRAM
PRIMARY STATE HIGHWAYS AND INTERMODAL



HIGHWAYS

MPO Project Num: **DT2496158**
LRTP Ref.: 6-11
County: **MIAMI-DADE**
Roadway ID: 87070000
Lanes Exist: 2
Lanes Improved: 2
Lanes Added: 2
Project Length: 2.784
District: 06

Project Description: **SR 997/KROME AVENUE**

FROM MP 8.151

TO MP 10.935

Type of Work: **ADD LANES & RECONSTRUCT**

SIS or Non-SIS: **Yes**

Extra Description:

PHASE :		Proposed Funding (in \$000s)							
		Funding Source	<2016	2015 - 2016	2016 - 2017	2017 - 2018	2018 - 2019	2019 - 2020	>2020
CONTRACT INCENTIVES	DI		0	0	670	0	0	0	0
	Total		0	0	670	0	0	0	0
PRELIMINARY ENGINEERING	DS		4	0	0	0	0	0	0
PRELIMINARY ENGINEERING	DIH		92	0	0	0	0	0	0
	Total		95	0	0	0	0	0	0
CONSTRUCTION	ACNP		22,126	55	0	0	0	0	0
CONSTRUCTION	DIS		324	0	0	0	0	0	0
	Total		22,450	55	0	0	0	0	0

RESPONSIBLE AGENCY: Florida Department of Transportation District 6

Item Segment TOTAL ALL Years ALL Phases: 23,270

Item Number: 249615

Item TOTAL ALL Years ALL Phases All Segments: 137,699

MIAMI-DADE METROPOLITAN PLANNING ORGANIZATION
TRANSPORTATION IMPROVEMENT PROGRAM
PRIMARY STATE HIGHWAYS AND INTERMODAL



HIGHWAYS

MPO Project Num: **DT2496159**
 LRTP Ref.: **NA**
 County: **MIAMI-DADE**
 Roadway ID: **87070000**
 Lanes Exist: **2**
 Lanes Improved: **2**
 Lanes Added: **0**
 Project Length: **13.009**
 District: **06**

Project Description: **SR 997/KROME AVENUE**

FROM 1 MILE N. OF SW 8 ST TO S. OF OKEECHOBEE RD

Type of Work: **MAINTENANCE RESURFACING (FLEX)**

SIS or Non-SIS: **Yes**

Extra Description:

		Proposed Funding (in \$000s)							
PHASE :	Funding Source	<2016	2015 - 2016	2016 - 2017	2017 - 2018	2018 - 2019	2019 - 2020	>2020	All Years
PRELIMINARY ENGINEERING		47	0	0	0	0	0	0	47
	Total	47	0	0	0	0	0	0	47
CONSTRUCTION		3,364	0	0	0	0	0	0	3,364
	Total	3,364	0	0	0	0	0	0	3,364

RESPONSIBLE AGENCY: Florida Department of Transportation District 6

Item Segment TOTAL ALL Years ALL Phases: **3,410**

Item Number: 249615

Item TOTAL ALL Years ALL Phases All Segments: **137,699**

MIAMI-DADE METROPOLITAN PLANNING ORGANIZATION
TRANSPORTATION IMPROVEMENT PROGRAM
PRIMARY STATE HIGHWAYS AND INTERMODAL



HIGHWAYS

MPO Project Num: **DT2497264**
LRTP Ref.: **C-9**
County: **DIST/ST-WIDE**
Roadway ID:
Lanes Exist: **0**
Lanes Improved: **0**
Lanes Added: **0**
Project Length: **.000**
District: **06**

Project Description: **DISTRICTWIDE TRAFFIC OPERATIONS
STUDIES CONSULTANT**

Type of Work: **TRANSPORTATION STATISTICS**

SIS or Non-SIS: **No**

Extra Description:

		Proposed Funding (in \$000s)							
PHASE :	Funding Source	<2016	2015 - 2016	2016 - 2017	2017 - 2018	2018 - 2019	2019 - 2020	>2020	All Years
PRELIMINARY ENGINEERING	DIH	3	3	3	3	3	0	0	15
PRELIMINARY ENGINEERING	DS	300	0	360	0	0	0	0	660
	Total	303	3	363	3	3	0	0	675

RESPONSIBLE AGENCY: Florida Department of Transportation District 6

Item Segment TOTAL ALL Years ALL Phases: **675**

Item Number: 249726

Item TOTAL ALL Years ALL Phases All Segments: **2,614**

MIAMI-DADE METROPOLITAN PLANNING ORGANIZATION
TRANSPORTATION IMPROVEMENT PROGRAM
PRIMARY STATE HIGHWAYS AND INTERMODAL



HIGHWAYS

MPO Project Num: **DT2497265**
 LRTP Ref.: **C-9**
 County: **DIST/ST-WIDE**
 Roadway ID:
 Lanes Exist: **0**
 Lanes Improved: **0**
 Lanes Added: **0**
 Project Length: **.000**
 District: **06**

Project Description: **DISTRICTWIDE MISC STUDIES & RCI
DATA COLLECTION CONSULTANT**

Type of Work: **TRANSPORTATION STATISTICS**

SIS or Non-SIS: **No**

Extra Description:

		Proposed Funding (in \$000s)							
PHASE :	Funding Source	<2016	2015 - 2016	2016 - 2017	2017 - 2018	2018 - 2019	2019 - 2020	>2020	All Years
PRELIMINARY ENGINEERING	DIH	16	3	3	0	0	0	0	22
PRELIMINARY ENGINEERING	DS	780	150	150	0	0	0	0	1,080
	Total	796	153	153	0	0	0	0	1,102

RESPONSIBLE AGENCY: Florida Department of Transportation District 6

Item Segment TOTAL ALL Years ALL Phases: **1,102**

Item Number: 249726

Item TOTAL ALL Years ALL Phases All Segments: **2,614**

MIAMI-DADE METROPOLITAN PLANNING ORGANIZATION
TRANSPORTATION IMPROVEMENT PROGRAM
PRIMARY STATE HIGHWAYS AND INTERMODAL



HIGHWAYS

MPO Project Num: **DT2497266**
 LRTP Ref.: C-9
 County: DIST/ST-WIDE
 Roadway ID:
 Lanes Exist: 0
 Lanes Improved: 0
 Lanes Added: 0
 Project Length: .000
 District: 06

Project Description: **DISTRICTWIDE MISC STUDIES & RCI
DATA COLLECTION CONSULTANT**

Type of Work: **TRANSPORTATION STATISTICS**

SIS or Non-SIS: **No**

Extra Description:

		Proposed Funding (in \$000s)							
PHASE :	Funding Source	<2016	2015 - 2016	2016 - 2017	2017 - 2018	2018 - 2019	2019 - 2020	>2020	All Years
PRELIMINARY ENGINEERING	DS	0	0	380	0	150	0	0	530
PRELIMINARY ENGINEERING	DIH	0	0	1	3	3	0	0	7
	Total	0	0	381	3	153	0	0	537

RESPONSIBLE AGENCY: Florida Department of Transportation District 6

Item Segment TOTAL ALL Years ALL Phases: 537

Item Number: 249726

Item TOTAL ALL Years ALL Phases All Segments: 2,614

MIAMI-DADE METROPOLITAN PLANNING ORGANIZATION
TRANSPORTATION IMPROVEMENT PROGRAM
PRIMARY STATE HIGHWAYS AND INTERMODAL



HIGHWAYS

MPO Project Num: **DT2497267**
 LRTP Ref.: **C-9**
 County: **DIST/ST-WIDE**
 Roadway ID:
 Lanes Exist:
 Lanes Improved:
 Lanes Added:
 Project Length: **.000**
 District: **06**

Project Description: **DISTRICTWIDE TRAFFIC OPERATIONS
STUDIES CONSULTANT**

Type of Work: **TRANSPORTATION STATISTICS**

SIS or Non-SIS: **No**

Extra Description:

		Proposed Funding (in \$000s)							
PHASE :	Funding Source	<2016	2015 - 2016	2016 - 2017	2017 - 2018	2018 - 2019	2019 - 2020	>2020	All Years
PRELIMINARY ENGINEERING	DS	0	0	0	0	0	300	0	300
	Total	0	0	0	0	0	300	0	300

RESPONSIBLE AGENCY: Florida Department of Transportation District 6

Item Segment TOTAL ALL Years ALL Phases: 300

Item Number: 249726

Item TOTAL ALL Years ALL Phases All Segments: 2,614

MIAMI-DADE METROPOLITAN PLANNING ORGANIZATION
TRANSPORTATION IMPROVEMENT PROGRAM
PRIMARY STATE HIGHWAYS AND INTERMODAL



HIGHWAYS

MPO Project Num: **DT2497962**
 LRTP Ref.: NA
 County: DIST/ST-WIDE
 Roadway ID:
 Lanes Exist: 0
 Lanes Improved: 0
 Lanes Added: 0
 Project Length: .000
 District: 06

Project Description: **DISTRICTWIDE TRAFFIC OPERATIONS
SAFETY STUDIES CONSULTANTS**

Type of Work: **SAFETY PROJECT**

SIS or Non-SIS: **No**

Extra Description:

PHASE :	Funding Source	Proposed Funding (in \$000s)							
		<2016	2015 - 2016	2016 - 2017	2017 - 2018	2018 - 2019	2019 - 2020	>2020	All Years
PRELIMINARY ENGINEERING		278	0	0	0	0	0	0	278
PRELIMINARY ENGINEERING		1,282	0	0	0	0	0	0	1,282
PRELIMINARY ENGINEERING		4,572	0	0	0	0	0	0	4,572
Total		6,132	0	0	0	0	0	0	6,132

RESPONSIBLE AGENCY: Florida Department of Transportation District 6

Item Segment TOTAL ALL Years ALL Phases: 6,132

Item Number: 249796

Item TOTAL ALL Years ALL Phases All Segments: 13,858

MIAMI-DADE METROPOLITAN PLANNING ORGANIZATION
TRANSPORTATION IMPROVEMENT PROGRAM
PRIMARY STATE HIGHWAYS AND INTERMODAL



HIGHWAYS

MPO Project Num: **DT2497963**
 LRTP Ref.: NA
 County: DIST/ST-WIDE
 Roadway ID:
 Lanes Exist: 0
 Lanes Improved: 0
 Lanes Added: 0
 Project Length: .000
 District: 06

Project Description: **DISTRICTWIDE TRAFFIC OPERATIONS
SAFETY STUDIES CONSULTANTS**

Type of Work: **SAFETY PROJECT**

SIS or Non-SIS: **No**

Extra Description:

		Proposed Funding (in \$000s)							
PHASE :	Funding Source	<2016	2015 - 2016	2016 - 2017	2017 - 2018	2018 - 2019	2019 - 2020	>2020	All Years
	PRELIMINARY ENGINEERING	1,633	0	0	0	0	0	0	1,633
	Total	1,633	0	0	0	0	0	0	1,633

RESPONSIBLE AGENCY: Florida Department of Transportation District 6

Item Segment TOTAL ALL Years ALL Phases: 1,633

Item Number: 249796

Item TOTAL ALL Years ALL Phases All Segments: 13,858

MIAMI-DADE METROPOLITAN PLANNING ORGANIZATION
TRANSPORTATION IMPROVEMENT PROGRAM
PRIMARY STATE HIGHWAYS AND INTERMODAL



HIGHWAYS

MPO Project Num: **DT2497964**
LRTP Ref.: C-9
County: DIST/ST-WIDE
Roadway ID:
Lanes Exist: 0
Lanes Improved: 0
Lanes Added: 0
Project Length: .000
District: 06

Project Description: **DISTRICTWIDE TRAFFIC OPERATIONS
SAFETY STUDIES CONSULTANTS**

Type of Work: **SAFETY PROJECT**

SIS or Non-SIS: **No**

Extra Description:

		Proposed Funding (in \$000s)							
PHASE :	Funding Source	<2016	2015 - 2016	2016 - 2017	2017 - 2018	2018 - 2019	2019 - 2020	>2020	All Years
PRELIMINARY ENGINEERING	DS	1,290	210	0	0	0	0	0	1,500
PRELIMINARY ENGINEERING	DIH	52	15	0	0	0	0	0	67
	Total	1,342	225	0	0	0	0	0	1,567

RESPONSIBLE AGENCY: Florida Department of Transportation District 6

Item Segment TOTAL ALL Years ALL Phases: 1,567

Item Number: 249796

Item TOTAL ALL Years ALL Phases All Segments: 13,858

MIAMI-DADE METROPOLITAN PLANNING ORGANIZATION
TRANSPORTATION IMPROVEMENT PROGRAM
PRIMARY STATE HIGHWAYS AND INTERMODAL



HIGHWAYS

MPO Project Num: **DT2497965**
LRTP Ref.: **C-9**
County: **DIST/ST-WIDE**
Roadway ID:
Lanes Exist: **0**
Lanes Improved: **0**
Lanes Added: **0**
Project Length: **.000**
District: **06**

Project Description: **DISTRICTWIDE TRAFFIC OPERATIONS
STUDIES CONSULTANTS**

Type of Work: **SAFETY PROJECT**

SIS or Non-SIS: **No**

Extra Description:

		Proposed Funding (in \$000s)							
PHASE :	Funding Source	<2016	2015 - 2016	2016 - 2017	2017 - 2018	2018 - 2019	2019 - 2020	>2020	All Years
PRELIMINARY ENGINEERING	DIH	18	6	6	6	3	0	0	39
PRELIMINARY ENGINEERING	DS	280	400	0	0	0	0	0	680
	Total	298	406	6	6	3	0	0	719

RESPONSIBLE AGENCY: Florida Department of Transportation District 6

Item Segment TOTAL ALL Years ALL Phases: 719

Item Number: 249796

Item TOTAL ALL Years ALL Phases All Segments: 13,858

MIAMI-DADE METROPOLITAN PLANNING ORGANIZATION
TRANSPORTATION IMPROVEMENT PROGRAM
PRIMARY STATE HIGHWAYS AND INTERMODAL



HIGHWAYS

MPO Project Num: **DT2497966**
LRTP Ref.: C-9
County: DIST/ST-WIDE
Roadway ID:
Lanes Exist: 0
Lanes Improved: 0
Lanes Added: 0
Project Length: .000
District: 06

Project Description: **DISTRICTWIDE TRAFFIC OPERATIONS
SAFETY STUDIES CONSULTANTS**

Type of Work: **SAFETY PROJECT**

SIS or Non-SIS: **No**

Extra Description:

		Proposed Funding (in \$000s)							
PHASE :	Funding Source	<2016	2015 - 2016	2016 - 2017	2017 - 2018	2018 - 2019	2019 - 2020	>2020	All Years
PRELIMINARY ENGINEERING	DIH	24	8	8	8	0	0	0	48
PRELIMINARY ENGINEERING	DS	700	350	300	100	0	0	0	1,450
	Total	724	358	308	108	0	0	0	1,498

RESPONSIBLE AGENCY: Florida Department of Transportation District 6

Item Segment TOTAL ALL Years ALL Phases: 1,498

Item Number: 249796

Item TOTAL ALL Years ALL Phases All Segments: 13,858

MIAMI-DADE METROPOLITAN PLANNING ORGANIZATION
TRANSPORTATION IMPROVEMENT PROGRAM
PRIMARY STATE HIGHWAYS AND INTERMODAL



HIGHWAYS

MPO Project Num: **DT2497967**
LRTP Ref.: **C-9**
County: **DIST/ST-WIDE**
Roadway ID:
Lanes Exist: **0**
Lanes Improved: **0**
Lanes Added: **0**
Project Length: **.000**
District: **06**

Project Description: **DISTRICTWIDE TRAFFIC OPERATIONS
SAFETY STUDIES CONSULTANTS**

Type of Work: **SAFETY PROJECT**

SIS or Non-SIS: **No**

Extra Description:

		Proposed Funding (in \$000s)							
PHASE :	Funding Source	<2016	2015 - 2016	2016 - 2017	2017 - 2018	2018 - 2019	2019 - 2020	>2020	All Years
PRELIMINARY ENGINEERING	DS	500	300	300	0	0	0	0	1,100
PRELIMINARY ENGINEERING	DIH	5	5	5	0	0	0	0	15
	Total	505	305	305	0	0	0	0	1,115

RESPONSIBLE AGENCY: Florida Department of Transportation District 6

Item Segment TOTAL ALL Years ALL Phases: **1,115**

Item Number: 249796

Item TOTAL ALL Years ALL Phases All Segments: **13,858**

MIAMI-DADE METROPOLITAN PLANNING ORGANIZATION
TRANSPORTATION IMPROVEMENT PROGRAM
PRIMARY STATE HIGHWAYS AND INTERMODAL



HIGHWAYS

MPO Project Num: **DT2497968**
LRTP Ref.: C-9
County: DIST/ST-WIDE
Roadway ID:
Lanes Exist: 0
Lanes Improved: 0
Lanes Added: 0
Project Length: .000
District: 06

Project Description: **DISTRICTWIDE TRAFFIC OPERATIONS
SAFETY STUDIES CONSULTANTS**

Type of Work: **SAFETY PROJECT**

SIS or Non-SIS: **No**

Extra Description:

		Proposed Funding (in \$000s)							
PHASE :	Funding Source	<2016	2015 - 2016	2016 - 2017	2017 - 2018	2018 - 2019	2019 - 2020	>2020	All Years
PRELIMINARY ENGINEERING	DIH	0	0	0	5	5	0	0	10
PRELIMINARY ENGINEERING	DS	0	0	0	300	300	300	0	900
Total		0	0	0	305	305	300	0	910

RESPONSIBLE AGENCY: Florida Department of Transportation District 6

Item Segment TOTAL ALL Years ALL Phases: 910

Item Number: 249796

Item TOTAL ALL Years ALL Phases All Segments: 13,858

MIAMI-DADE METROPOLITAN PLANNING ORGANIZATION
TRANSPORTATION IMPROVEMENT PROGRAM
PRIMARY STATE HIGHWAYS AND INTERMODAL



HIGHWAYS

MPO Project Num: **DT2497969**
LRTP Ref.: **C-9**
County: **DIST/ST-WIDE**
Roadway ID:
Lanes Exist: **0**
Lanes Improved: **0**
Lanes Added: **0**
Project Length: **.000**
District: **06**

Project Description: **DISTRICTWIDE TRAFFIC OPERATIONS
SAFETY STUDIES CONSULTANT**

Type of Work: **SAFETY PROJECT**

SIS or Non-SIS: **No**

Extra Description:

		Proposed Funding (in \$000s)							
PHASE :	Funding Source	<2016	2015 - 2016	2016 - 2017	2017 - 2018	2018 - 2019	2019 - 2020	>2020	All Years
PRELIMINARY ENGINEERING	DIH	0	0	0	0	3	0	0	3
PRELIMINARY ENGINEERING	DS	0	0	0	0	280	0	0	280
	Total	0	0	0	0	283	0	0	283

RESPONSIBLE AGENCY: Florida Department of Transportation District 6

Item Segment TOTAL ALL Years ALL Phases: **283**

Item Number: 249796

Item TOTAL ALL Years ALL Phases All Segments: **13,858**

MIAMI-DADE METROPOLITAN PLANNING ORGANIZATION
TRANSPORTATION IMPROVEMENT PROGRAM
PRIMARY STATE HIGHWAYS AND INTERMODAL



HIGHWAYS

MPO Project Num: **DT2499111**
LRTP Ref.: **C-9**
County: **MIAMI-DADE**
Roadway ID: **87037000**
Lanes Exist: **4**
Lanes Improved: **4**
Lanes Added: **0**
Project Length: **1.513**
District: **06**

Project Description: **SR 907/ALTON ROAD**

FROM 5TH STREET

TO MICHIGAN AVENUE

Type of Work: **FLEXIBLE PAVEMENT RECONSTRUCT.**

SIS or Non-SIS: **No**

Extra Description:

		Proposed Funding (in \$000s)							
PHASE :	Funding Source	<2016	2015 - 2016	2016 - 2017	2017 - 2018	2018 - 2019	2019 - 2020	>2020	All Years
CONTRACT INCENTIVES	DS	0	1,100	0	0	0	0	0	1,100
CONTRACT INCENTIVES	SA	1,000	0	0	0	0	0	0	1,000
	Total	1,000	1,100	0	0	0	0	0	2,100
PRELIMINARY ENGINEERING	LF	136	0	0	0	0	0	0	136
PRELIMINARY ENGINEERING	DDR	326	0	0	0	0	0	0	326
PRELIMINARY ENGINEERING	DS	34	0	0	0	0	0	0	34
PRELIMINARY ENGINEERING	DIH	1,011	0	0	0	0	0	0	1,011
	Total	1,507	0	0	0	0	0	0	1,507
RAILROAD & UTILITIES	DDR	150	0	0	0	0	0	0	150
RAILROAD & UTILITIES	LF	3,830	0	0	0	0	0	0	3,830
	Total	3,980	0	0	0	0	0	0	3,980
RIGHT OF WAY	DS	8	0	0	0	0	0	0	8
RIGHT OF WAY	DIH	20	0	0	0	0	0	0	20
RIGHT OF WAY	DDR	253	0	0	0	0	0	0	253

MIAMI-DADE METROPOLITAN PLANNING ORGANIZATION
TRANSPORTATION IMPROVEMENT PROGRAM
PRIMARY STATE HIGHWAYS AND INTERMODAL



HIGHWAYS

MPO Project Num: **DT2499111**
LRTP Ref.: **C-9**
County: **MIAMI-DADE**
Roadway ID: **87037000**
Lanes Exist: **4**
Lanes Improved: **4**
Lanes Added: **0**
Project Length: **1.513**
District: **06**

Project Description: **SR 907/ALTON ROAD**

FROM 5TH STREET

TO MICHIGAN AVENUE

Type of Work: **FLEXIBLE PAVEMENT RECONSTRUCT.**

SIS or Non-SIS: **No**

Extra Description:

		Proposed Funding (in \$000s)							
PHASE :	Funding Source	<2016	2015 - 2016	2016 - 2017	2017 - 2018	2018 - 2019	2019 - 2020	>2020	All Years
	Total	281	0	0	0	0	0	0	281
CONSTRUCTION	LF	212	0	0	0	0	0	0	212
CONSTRUCTION	ACSA	384	0	0	0	0	0	0	384
CONSTRUCTION	SA	14,029	0	0	0	0	0	0	14,029
CONSTRUCTION	DDR	7,735	0	0	0	0	0	0	7,735
CONSTRUCTION	DDR	2,799	0	0	0	0	0	0	2,799
CONSTRUCTION	DIH	498	0	0	0	0	0	0	498
CONSTRUCTION	DS	80	0	0	0	0	0	0	80
	Total	25,736	0	0	0	0	0	0	25,736

RESPONSIBLE AGENCY: Florida Department of Transportation District 6

Item Segment TOTAL ALL Years ALL Phases: **33,604**

Item Number: 249911

Item TOTAL ALL Years ALL Phases All Segments: **48,852**

MIAMI-DADE METROPOLITAN PLANNING ORGANIZATION
TRANSPORTATION IMPROVEMENT PROGRAM
PRIMARY STATE HIGHWAYS AND INTERMODAL



HIGHWAYS

MPO Project Num: **DT2499112**
 LRTP Ref.: NA
 County: MIAMI-DADE
 Roadway ID: 87037000
 Lanes Exist: 4
 Lanes Improved: 4
 Lanes Added: 0
 Project Length: 1.540
 District: 06

Project Description: **SR 907/ALTON ROAD FROM 5TH STREET TO MICHIGAN AVENUE**

Type of Work: **FLEXIBLE PAVEMENT RECONSTRUCT.** SIS or Non-SIS: **No**

Extra Description:

		Proposed Funding (in \$000s)							
PHASE :	Funding Source	<2016	2015 - 2016	2016 - 2017	2017 - 2018	2018 - 2019	2019 - 2020	>2020	All Years
P D & E		1,766	0	0	0	0	0	0	1,766
	Total	1,766	0	0	0	0	0	0	1,766

RESPONSIBLE AGENCY: Florida Department of Transportation District 6

Item Segment TOTAL ALL Years ALL Phases: 1,766

Item Number: 249911

Item TOTAL ALL Years ALL Phases All Segments: 48,852

MIAMI-DADE METROPOLITAN PLANNING ORGANIZATION
TRANSPORTATION IMPROVEMENT PROGRAM
PRIMARY STATE HIGHWAYS AND INTERMODAL



HIGHWAYS

MPO Project Num: **DT2499113**
LRTP Ref.: **NA**
County: **MIAMI-DADE**
Roadway ID: **87037000**
Lanes Exist: **2**
Lanes Improved: **2**
Lanes Added: **0**
Project Length: **.785**
District: **06**

Project Description: **SR 907/ALTON ROAD**

AT 5TH STREET, 10TH STREET AND 14TH STREET

Type of Work: **DRAINAGE IMPROVEMENTS**

SIS or Non-SIS: **No**

Extra Description:

PHASE :	Funding Source	Proposed Funding (in \$000s)							
		<2016	2015 - 2016	2016 - 2017	2017 - 2018	2018 - 2019	2019 - 2020	>2020	All Years
ENVIRONMENTAL		6	0	0	0	0	0	0	6
	Total	6	0	0	0	0	0	0	6
PRELIMINARY ENGINEERING		458	0	0	0	0	0	0	458
	Total	458	0	0	0	0	0	0	458
RAILROAD & UTILITIES		600	0	0	0	0	0	0	600
	Total	600	0	0	0	0	0	0	600
RIGHT OF WAY		254	0	0	0	0	0	0	254
	Total	254	0	0	0	0	0	0	254
CONSTRUCTION		40	0	0	0	0	0	0	40
CONSTRUCTION		10,339	0	0	0	0	0	0	10,339
CONSTRUCTION		130	0	0	0	0	0	0	130
CONSTRUCTION		1,461	0	0	0	0	0	0	1,461
	Total	11,970	0	0	0	0	0	0	11,970

RESPONSIBLE AGENCY: Florida Department of Transportation District 6

Item Segment TOTAL ALL Years ALL Phases: **13,289**

Item Number: 249911

Item TOTAL ALL Years ALL Phases All Segments: **48,852**

MIAMI-DADE METROPOLITAN PLANNING ORGANIZATION
TRANSPORTATION IMPROVEMENT PROGRAM
PRIMARY STATE HIGHWAYS AND INTERMODAL



HIGHWAYS

MPO Project Num: **DT2499114**
LRTP Ref.: NA
County: MIAMI-DADE
Roadway ID: 87037000
Lanes Exist: 4
Lanes Improved: 0
Lanes Added: 0
Project Length: .008
District: 06

Project Description: **SR 907/ALTON ROAD**

AT 10TH STREET

Type of Work: **DRAINAGE IMPROVEMENTS**

SIS or Non-SIS: **No**

Extra Description:

		Proposed Funding (in \$000s)							
PHASE :	Funding Source	<2016	2015 - 2016	2016 - 2017	2017 - 2018	2018 - 2019	2019 - 2020	>2020	All Years
CONSTRUCTION		194	0	0	0	0	0	0	194
	Total	194	0	0	0	0	0	0	194

RESPONSIBLE AGENCY: Florida Department of Transportation District 6

Item Segment TOTAL ALL Years ALL Phases: 194

Item Number: 249911

Item TOTAL ALL Years ALL Phases All Segments: 48,852

MIAMI-DADE METROPOLITAN PLANNING ORGANIZATION
TRANSPORTATION IMPROVEMENT PROGRAM
PRIMARY STATE HIGHWAYS AND INTERMODAL



HIGHWAYS

MPO Project Num: **DT2499372**
 LRTP Ref.: **NA**
 County: **MIAMI-DADE**
 Roadway ID:
 Lanes Exist:
 Lanes Improved:
 Lanes Added:
 Project Length: **.148**
 District: **06**

Project Description: **MIAMI INTERMODAL CTR (MIC)
 TERMINAL ACCESS ROADWAYS
 (BRIDGES 7 & 10)**

Type of Work: **INTERMODAL HUB CAPACITY**

SIS or Non-SIS: **Yes**

Extra Description:

PHASE :	Funding Source	Proposed Funding (in \$000s)							
		<2016	2015 - 2016	2016 - 2017	2017 - 2018	2018 - 2019	2019 - 2020	>2020	All Years
CONTRACT INCENTIVES		500	0	0	0	0	0	0	500
	Total	500	0	0	0	0	0	0	500
PRELIMINARY ENGINEERING		57	0	0	0	0	0	0	57
PRELIMINARY ENGINEERING		3,998	0	0	0	0	0	0	3,998
	Total	4,055	0	0	0	0	0	0	4,055
CONSTRUCTION		1,232	0	0	0	0	0	0	1,232
CONSTRUCTION		7,237	0	0	0	0	0	0	7,237
	Total	8,469	0	0	0	0	0	0	8,469

RESPONSIBLE AGENCY: Florida Department of Transportation District 6

Item Segment TOTAL ALL Years ALL Phases: 13,024

Item Number: 249937

Item TOTAL ALL Years ALL Phases All Segments: 99,279

MIAMI-DADE METROPOLITAN PLANNING ORGANIZATION
TRANSPORTATION IMPROVEMENT PROGRAM
PRIMARY STATE HIGHWAYS AND INTERMODAL



HIGHWAYS

MPO Project Num: **DT2499373**
LRTP Ref.: **NA**
County: **MIAMI-DADE**
Roadway ID:
Lanes Exist:
Lanes Improved:
Lanes Added:
Project Length: **.161**
District: **06**

Project Description: **MIAMI INTERMODAL CTR (MIC) RENTAL
CAR HUB DESIGN & CONSTRUCTION**

Type of Work: **INTERMODAL HUB CAPACITY**

SIS or Non-SIS: **Yes**

Extra Description:

PHASE :	Funding Source	Proposed Funding (in \$000s)							
		<2016	2015 - 2016	2016 - 2017	2017 - 2018	2018 - 2019	2019 - 2020	>2020	All Years
PRELIMINARY ENGINEERING		127	0	0	0	0	0	0	127
PRELIMINARY ENGINEERING		1,055	0	0	0	0	0	0	1,055
PRELIMINARY ENGINEERING		5,075	0	0	0	0	0	0	5,075
PRELIMINARY ENGINEERING		10,287	0	0	0	0	0	0	10,287
PRELIMINARY ENGINEERING		68	0	0	0	0	0	0	68
	Total	16,612	0	0	0	0	0	0	16,612
CONSTRUCTION		24,631	0	0	0	0	0	0	24,631
CONSTRUCTION		922	0	0	0	0	0	0	922
CONSTRUCTION		6,865	0	0	0	0	0	0	6,865
	Total	32,418	0	0	0	0	0	0	32,418

RESPONSIBLE AGENCY: Florida Department of Transportation District 6

Item Segment TOTAL ALL Years ALL Phases: **49,030**

Item Number: 249937

Item TOTAL ALL Years ALL Phases All Segments: **99,279**

MIAMI-DADE METROPOLITAN PLANNING ORGANIZATION
TRANSPORTATION IMPROVEMENT PROGRAM
PRIMARY STATE HIGHWAYS AND INTERMODAL



HIGHWAYS

MPO Project Num: **DT2499374**
LRTP Ref.: NA
County: MIAMI-DADE
Roadway ID: 87281000
Lanes Exist: 0
Lanes Improved: 0
Lanes Added: 4
Project Length: .246
District: 06

Project Description: **MIAMI INTERMODAL CTR (MIC)
TERMINAL ACCESS ROADWAY (MTAR)**

Type of Work: **NEW ROAD CONSTRUCTION**

SIS or Non-SIS: **Yes**

Extra Description:

PHASE :	Funding Source	Proposed Funding (in \$000s)							
		<2016	2015 - 2016	2016 - 2017	2017 - 2018	2018 - 2019	2019 - 2020	>2020	All Years
PRELIMINARY ENGINEERING		7	0	0	0	0	0	0	7
PRELIMINARY ENGINEERING		38	0	0	0	0	0	0	38
	Total	45	0	0	0	0	0	0	45
RAILROAD & UTILITIES		31	0	0	0	0	0	0	31
	Total	31	0	0	0	0	0	0	31
RIGHT OF WAY		35	0	0	0	0	0	0	35
	Total	35	0	0	0	0	0	0	35
CONSTRUCTION		1,403	0	0	0	0	0	0	1,403
CONSTRUCTION		13,178	0	0	0	0	0	0	13,178
	Total	14,581	0	0	0	0	0	0	14,581

RESPONSIBLE AGENCY: Florida Department of Transportation District 6

Item Segment TOTAL ALL Years ALL Phases: 14,691

Item Number: 249937

Item TOTAL ALL Years ALL Phases All Segments: 99,279

MIAMI-DADE METROPOLITAN PLANNING ORGANIZATION
TRANSPORTATION IMPROVEMENT PROGRAM
PRIMARY STATE HIGHWAYS AND INTERMODAL



HIGHWAYS

MPO Project Num: **DT2499376**
LRTP Ref.: NA
County: MIAMI-DADE
Roadway ID: 87320000
Lanes Exist: 0
Lanes Improved: 0
Lanes Added: 2
Project Length: .992
District: 06

Project Description: **MIAMI INTERMODAL CTR (MIC)
TERMINAL ACCESS ROADWAY (MTAR)**

Type of Work: **NEW ROAD CONSTRUCTION**

SIS or Non-SIS: **No**

Extra Description:

PHASE :	Funding Source	Proposed Funding (in \$000s)							
		<2016	2015 - 2016	2016 - 2017	2017 - 2018	2018 - 2019	2019 - 2020	>2020	All Years
DESIGN BUILD		500	0	0	0	0	0	0	500
DESIGN BUILD		18,612	0	0	0	0	0	0	18,612
DESIGN BUILD		250	0	0	0	0	0	0	250
	Total	19,362	0	0	0	0	0	0	19,362
RAILROAD & UTILITIES		94	0	0	0	0	0	0	94
	Total	94	0	0	0	0	0	0	94

RESPONSIBLE AGENCY: Florida Department of Transportation District 6

Item Segment TOTAL ALL Years ALL Phases: 19,456

Item Number: 249937

Item TOTAL ALL Years ALL Phases All Segments: 99,279

MIAMI-DADE METROPOLITAN PLANNING ORGANIZATION
TRANSPORTATION IMPROVEMENT PROGRAM
PRIMARY STATE HIGHWAYS AND INTERMODAL



HIGHWAYS

MPO Project Num: **DT2499377**
LRTP Ref.: **NA**
County: **MIAMI-DADE**
Roadway ID:
Lanes Exist:
Lanes Improved:
Lanes Added:
Project Length: **.001**
District: **06**

Project Description: **MIAMI INTERMODAL CTR (MIC) MTAR-NW FROM E. OF NW 42 AVE TO NW 37 A 21 ST**

Type of Work: **FLEXIBLE PAVEMENT RECONSTRUCT.** SIS or Non-SIS: **Yes**

Extra Description:

PHASE :	Funding Source	Proposed Funding (in \$000s)							
		<2016	2015 - 2016	2016 - 2017	2017 - 2018	2018 - 2019	2019 - 2020	>2020	All Years
CONTRACT INCENTIVES		90	0	0	0	0	0	0	90
	Total	90	0	0	0	0	0	0	90
CONSTRUCTION		6	0	0	0	0	0	0	6
CONSTRUCTION		2,982	0	0	0	0	0	0	2,982
	Total	2,988	0	0	0	0	0	0	2,988

RESPONSIBLE AGENCY: Florida Department of Transportation District 6

Item Segment TOTAL ALL Years ALL Phases: 3,078

Item Number: 249937

Item TOTAL ALL Years ALL Phases All Segments: 99,279

MIAMI-DADE METROPOLITAN PLANNING ORGANIZATION
TRANSPORTATION IMPROVEMENT PROGRAM
PRIMARY STATE HIGHWAYS AND INTERMODAL



HIGHWAYS

MPO Project Num: **DT2499411**
LRTP Ref.: **NA**
County: **MIAMI-DADE**
Roadway ID: **87002000**
Lanes Exist: **4**
Lanes Improved: **4**
Lanes Added: **2**
Project Length: **.549**
District: **06**

Project Description: **SR 823/NW 57 AVENUE**

FROM W. 46TH STREET

TO W. 53RD STREET

Type of Work: **ADD LANES & RECONSTRUCT**

SIS or Non-SIS: **No**

Extra Description:

PHASE :	Funding Source	Proposed Funding (in \$000s)							
		<2016	2015 - 2016	2016 - 2017	2017 - 2018	2018 - 2019	2019 - 2020	>2020	All Years
P D & E		64	0	0	0	0	0	0	64
	Total	64	0	0	0	0	0	0	64
PRELIMINARY ENGINEERING		1,995	0	0	0	0	0	0	1,995
PRELIMINARY ENGINEERING		209	0	0	0	0	0	0	209
PRELIMINARY ENGINEERING		914	0	0	0	0	0	0	914
	Total	3,118	0	0	0	0	0	0	3,118
RAILROAD & UTILITIES		1,386	0	0	0	0	0	0	1,386
	Total	1,386	0	0	0	0	0	0	1,386
RIGHT OF WAY		1,115	0	0	0	0	0	0	1,115
RIGHT OF WAY		3,040	0	0	0	0	0	0	3,040
	Total	4,155	0	0	0	0	0	0	4,155
CONSTRUCTION		25	0	0	0	0	0	0	25
CONSTRUCTION		13,756	0	0	0	0	0	0	13,756
CONSTRUCTION		306	0	0	0	0	0	0	306

MIAMI-DADE METROPOLITAN PLANNING ORGANIZATION
TRANSPORTATION IMPROVEMENT PROGRAM
PRIMARY STATE HIGHWAYS AND INTERMODAL



HIGHWAYS

MPO Project Num: **DT2499411**
 LRTP Ref.: NA
 County: MIAMI-DADE
 Roadway ID: 87002000
 Lanes Exist: 4
 Lanes Improved: 4
 Lanes Added: 2
 Project Length: .549
 District: 06

Project Description: **SR 823/NW 57 AVENUE**

FROM W. 46TH STREET

TO W. 53RD STREET

Type of Work: **ADD LANES & RECONSTRUCT**

SIS or Non-SIS: **No**

Extra Description:

		Proposed Funding (in \$000s)							
PHASE :	Funding Source	<2016	2015 - 2016	2016 - 2017	2017 - 2018	2018 - 2019	2019 - 2020	>2020	All Years
CONSTRUCTION		393	0	0	0	0	0	0	393
	Total	14,481	0	0	0	0	0	0	14,481

RESPONSIBLE AGENCY: Florida Department of Transportation District 6

Item Segment TOTAL ALL Years ALL Phases: 23,204

Item Number: 249941

Item TOTAL ALL Years ALL Phases All Segments: 128,329

MIAMI-DADE METROPOLITAN PLANNING ORGANIZATION
TRANSPORTATION IMPROVEMENT PROGRAM
PRIMARY STATE HIGHWAYS AND INTERMODAL



HIGHWAYS

MPO Project Num: **DT2499412**
LRTP Ref.: **NA**
County: **MIAMI-DADE**
Roadway ID: **87002000**
Lanes Exist: **4**
Lanes Improved: **4**
Lanes Added: **2**
Project Length: **.261**
District: **06**

Project Description: **SR 823/NW 57 AVENUE**

FROM WEST 19 STREET

TO WEST 23 STREET

Type of Work: **ADD LANES & RECONSTRUCT**

SIS or Non-SIS: **No**

Extra Description:

PHASE :	Funding Source	Proposed Funding (in \$000s)							
		<2016	2015 - 2016	2016 - 2017	2017 - 2018	2018 - 2019	2019 - 2020	>2020	All Years
PRELIMINARY ENGINEERING		66	0	0	0	0	0	0	66
PRELIMINARY ENGINEERING		2,542	0	0	0	0	0	0	2,542
	Total	2,607	0	0	0	0	0	0	2,607
RAILROAD & UTILITIES		2	0	0	0	0	0	0	2
RAILROAD & UTILITIES		1,322	0	0	0	0	0	0	1,322
	Total	1,323	0	0	0	0	0	0	1,323
RIGHT OF WAY		541	0	0	0	0	0	0	541
RIGHT OF WAY		2,401	0	0	0	0	0	0	2,401
	Total	2,942	0	0	0	0	0	0	2,942
CONSTRUCTION		9,201	0	0	0	0	0	0	9,201
	Total	9,201	0	0	0	0	0	0	9,201

RESPONSIBLE AGENCY: Florida Department of Transportation District 6

Item Segment TOTAL ALL Years ALL Phases: 16,074

Item Number: 249941

Item TOTAL ALL Years ALL Phases All Segments: 128,329

MIAMI-DADE METROPOLITAN PLANNING ORGANIZATION
TRANSPORTATION IMPROVEMENT PROGRAM
PRIMARY STATE HIGHWAYS AND INTERMODAL



HIGHWAYS

MPO Project Num: **DT2499413**
LRTP Ref.: **NA**
County: **MIAMI-DADE**
Roadway ID: **87002000**
Lanes Exist: **4**
Lanes Improved: **4**
Lanes Added: **1**
Project Length: **.628**
District: **06**

Project Description: **SR 823/NW 57 AVENUE**

FROM OKEECHOBEE ROAD TO WEST 19TH ST.

Type of Work: **ADD LANES & RECONSTRUCT**

SIS or Non-SIS: **No**

Extra Description:

PHASE :	Funding Source	Proposed Funding (in \$000s)							
		<2016	2015 - 2016	2016 - 2017	2017 - 2018	2018 - 2019	2019 - 2020	>2020	All Years
PRELIMINARY ENGINEERING		1,713	0	0	0	0	0	0	1,713
PRELIMINARY ENGINEERING		116	0	0	0	0	0	0	116
	Total	1,829	0	0	0	0	0	0	1,829
RIGHT OF WAY		0	0	0	0	0	0	0	0
	Total	0	0	0	0	0	0	0	0
CONSTRUCTION		8,408	0	0	0	0	0	0	8,408
	Total	8,408	0	0	0	0	0	0	8,408

RESPONSIBLE AGENCY: Florida Department of Transportation District 6

Item Segment TOTAL ALL Years ALL Phases: 10,237

Item Number: 249941

Item TOTAL ALL Years ALL Phases All Segments: 128,329

MIAMI-DADE METROPOLITAN PLANNING ORGANIZATION
TRANSPORTATION IMPROVEMENT PROGRAM
PRIMARY STATE HIGHWAYS AND INTERMODAL



HIGHWAYS

MPO Project Num: **DT2499414**
LRTP Ref.: 6-10
County: MIAMI-DADE
Roadway ID: 87002000
Lanes Exist: 4
Lanes Improved: 4
Lanes Added: 2
Project Length: .857
District: 06

Project Description: **SR 823/NW 57 AVENUE**

FROM W 65 STREET

TO W 84TH STREET

Type of Work: **ADD LANES & RECONSTRUCT**

SIS or Non-SIS: **No**

Extra Description:

		Proposed Funding (in \$000s)							
PHASE :	Funding Source	<2016	2015 - 2016	2016 - 2017	2017 - 2018	2018 - 2019	2019 - 2020	>2020	All Years
CONTRACT INCENTIVES	SA	0	0	840	0	0	0	0	840
	Total	0	0	840	0	0	0	0	840
PRELIMINARY ENGINEERING	DS	19	0	0	0	0	0	0	19
PRELIMINARY ENGINEERING	DIH	155	0	0	0	0	0	0	155
PRELIMINARY ENGINEERING	DDR	704	0	0	0	0	0	0	704
PRELIMINARY ENGINEERING	LF	315	0	0	0	0	0	0	315
	Total	1,193	0	0	0	0	0	0	1,193
RAILROAD & UTILITIES	LF	5,182	0	0	0	0	0	0	5,182
	Total	5,182	0	0	0	0	0	0	5,182
CONSTRUCTION	DDR	141	0	0	0	0	0	0	141
CONSTRUCTION	DIH	20	0	0	0	0	0	0	20
CONSTRUCTION	DS	189	0	0	0	0	0	0	189
CONSTRUCTION	LF	352	0	0	0	0	0	0	352
CONSTRUCTION	SU	16,383	0	0	0	0	0	0	16,383

MIAMI-DADE METROPOLITAN PLANNING ORGANIZATION
TRANSPORTATION IMPROVEMENT PROGRAM
PRIMARY STATE HIGHWAYS AND INTERMODAL



HIGHWAYS

MPO Project Num: **DT2499414**
 LRTP Ref.: 6-10
 County: MIAMI-DADE
 Roadway ID: 87002000
 Lanes Exist: 4
 Lanes Improved: 4
 Lanes Added: 2
 Project Length: .857
 District: 06

Project Description: **SR 823/NW 57 AVENUE**

FROM W 65 STREET

TO W 84TH STREET

Type of Work: **ADD LANES & RECONSTRUCT**

SIS or Non-SIS: **No**

Extra Description:

PHASE :	Funding Source	Proposed Funding (in \$000s)							All Years
		<2016	2015 - 2016	2016 - 2017	2017 - 2018	2018 - 2019	2019 - 2020	>2020	
	Total	17,084	0	0	0	0	0	0	17,084

RESPONSIBLE AGENCY: Florida Department of Transportation District 6

Item Segment TOTAL ALL Years ALL Phases: 24,299

Item Number: 249941

Item TOTAL ALL Years ALL Phases All Segments: 128,329

MIAMI-DADE METROPOLITAN PLANNING ORGANIZATION
TRANSPORTATION IMPROVEMENT PROGRAM
PRIMARY STATE HIGHWAYS AND INTERMODAL



HIGHWAYS

MPO Project Num: **DT2499415**
LRTP Ref.: **NA**
County: **MIAMI-DADE**
Roadway ID: **87002000**
Lanes Exist: **4**
Lanes Improved: **4**
Lanes Added: **2**
Project Length: **1.465**
District: **06**

Project Description: **SR 823/NW 57 AVENUE**

FROM WEST 23 STREET

TO WEST 46 STREET

Type of Work: **ADD LANES & RECONSTRUCT**

SIS or Non-SIS: **No**

Extra Description:

PHASE :	Funding Source	Proposed Funding (in \$000s)							
		<2016	2015 - 2016	2016 - 2017	2017 - 2018	2018 - 2019	2019 - 2020	>2020	All Years
PRELIMINARY ENGINEERING		75	0	0	0	0	0	0	75
PRELIMINARY ENGINEERING		754	0	0	0	0	0	0	754
	Total	830	0	0	0	0	0	0	830
RAILROAD & UTILITIES		30	0	0	0	0	0	0	30
RAILROAD & UTILITIES		781	0	0	0	0	0	0	781
	Total	811	0	0	0	0	0	0	811
CONSTRUCTION		403	0	0	0	0	0	0	403
CONSTRUCTION		14	0	0	0	0	0	0	14
CONSTRUCTION		23,998	0	0	0	0	0	0	23,998
CONSTRUCTION		1,629	0	0	0	0	0	0	1,629
	Total	26,043	0	0	0	0	0	0	26,043

RESPONSIBLE AGENCY: Florida Department of Transportation District 6

Item Segment TOTAL ALL Years ALL Phases: **27,684**

Item Number: **249941**

Item TOTAL ALL Years ALL Phases All Segments: **128,329**

MIAMI-DADE METROPOLITAN PLANNING ORGANIZATION
TRANSPORTATION IMPROVEMENT PROGRAM
PRIMARY STATE HIGHWAYS AND INTERMODAL



HIGHWAYS

MPO Project Num: **DT2499416**
LRTP Ref.: 6-10
County: MIAMI-DADE
Roadway ID: 87002000
Lanes Exist: 4
Lanes Improved: 4
Lanes Added: 2
Project Length: .711
District: 06

Project Description: **SR 823/NW 57 AVENUE**

FROM W 53 STREET

TO W 65 STREET

Type of Work: **ADD LANES & RECONSTRUCT**

SIS or Non-SIS: **No**

Extra Description:

		Proposed Funding (in \$000s)							
PHASE :	Funding Source	<2016	2015 - 2016	2016 - 2017	2017 - 2018	2018 - 2019	2019 - 2020	>2020	All Years
CONTRACT INCENTIVES	SA	0	0	800	0	0	0	0	800
	Total	0	0	800	0	0	0	0	800
PRELIMINARY ENGINEERING	DIH	169	0	0	0	0	0	0	169
PRELIMINARY ENGINEERING	LF	259	0	0	0	0	0	0	259
PRELIMINARY ENGINEERING	DS	229	0	0	0	0	0	0	229
PRELIMINARY ENGINEERING	DDR	580	0	0	0	0	0	0	580
	Total	1,237	0	0	0	0	0	0	1,237
RAILROAD & UTILITIES	LF	5,545	0	0	0	0	0	0	5,545
	Total	5,545	0	0	0	0	0	0	5,545
CONSTRUCTION	LF	605	0	0	0	0	0	0	605
CONSTRUCTION	DS	201	0	0	0	0	0	0	201
CONSTRUCTION	DS	160	0	0	0	0	0	0	160
CONSTRUCTION	SU	16,537	0	0	0	0	0	0	16,537
	Total	17,502	0	0	0	0	0	0	17,502

MIAMI-DADE METROPOLITAN PLANNING ORGANIZATION
TRANSPORTATION IMPROVEMENT PROGRAM
PRIMARY STATE HIGHWAYS AND INTERMODAL



HIGHWAYS

MPO Project Num: **DT2499416**
LRTP Ref.: 6-10
County: MIAMI-DADE
Roadway ID: 87002000
Lanes Exist: 4
Lanes Improved: 4
Lanes Added: 2
Project Length: .711
District: 06

Project Description: **SR 823/NW 57 AVENUE**

FROM W 53 STREET

TO W 65 STREET

Type of Work: **ADD LANES & RECONSTRUCT**

SIS or Non-SIS: **No**

Extra Description:

PHASE :	Funding Source	Proposed Funding (in \$000s)							All Years
		<2016	2015 - 2016	2016 - 2017	2017 - 2018	2018 - 2019	2019 - 2020	>2020	

RESPONSIBLE AGENCY: Florida Department of Transportation District 6

Item Segment TOTAL ALL Years ALL Phases: 25,085

Item Number: 249941

Item TOTAL ALL Years ALL Phases All Segments: 128,329

MPO Project Num: **DT2499417**
LRTP Ref.: NA
County: MIAMI-DADE
Roadway ID: 87002000
Lanes Exist: 3
Lanes Improved: 3
Lanes Added: 0
Project Length: 1.148
District: 06

Project Description: **SR 823/NW 57 AVE-N/B**

FROM NW 202 ST/HONEY HILL TO TPK EXIT NSIDE OF HE

Type of Work: **SIDEWALK**

SIS or Non-SIS: **No**

Extra Description:

PHASE :	Funding Source	Proposed Funding (in \$000s)							
		<2016	2015 - 2016	2016 - 2017	2017 - 2018	2018 - 2019	2019 - 2020	>2020	All Years
PRELIMINARY ENGINEERING		319	0	0	0	0	0	0	319
Total		319	0	0	0	0	0	0	319
CONSTRUCTION		1,427	0	0	0	0	0	0	1,427
Total		1,427	0	0	0	0	0	0	1,427

RESPONSIBLE AGENCY: Florida Department of Transportation District 6

Item Segment TOTAL ALL Years ALL Phases: 1,746

Item Number: 249941

Item TOTAL ALL Years ALL Phases All Segments: 128,329

MIAMI-DADE METROPOLITAN PLANNING ORGANIZATION
TRANSPORTATION IMPROVEMENT PROGRAM
PRIMARY STATE HIGHWAYS AND INTERMODAL



HIGHWAYS

MPO Project Num: **DT2499431**
LRTP Ref.: NA
County: MIAMI-DADE
Roadway ID:
Lanes Exist: 0
Lanes Improved: 0
Lanes Added: 0
Project Length: .000
District: 06

Project Description: **MIAMI-DADE COUNTYWDE
CONTAMINATION ASSESSMENT &
REMEDATION**

Type of Work: **ENVIRONMENTAL TEST/MITIGATE**

SIS or Non-SIS: **No**

Extra Description:

PHASE :	Funding Source	Proposed Funding (in \$000s)							
		<2016	2015 - 2016	2016 - 2017	2017 - 2018	2018 - 2019	2019 - 2020	>2020	All Years
ENVIRONMENTAL		865	0	0	0	0	0	0	865
ENVIRONMENTAL		124	0	0	0	0	0	0	124
	Total	989	0	0	0	0	0	0	989
P D & E		363	0	0	0	0	0	0	363
	Total	363	0	0	0	0	0	0	363
PRELIMINARY ENGINEERING		3,077	0	0	0	0	0	0	3,077
	Total	3,077	0	0	0	0	0	0	3,077

RESPONSIBLE AGENCY: Florida Department of Transportation District 6

Item Segment TOTAL ALL Years ALL Phases: 4,429

Item Number: 249943

Item TOTAL ALL Years ALL Phases All Segments: 9,808

MIAMI-DADE METROPOLITAN PLANNING ORGANIZATION
TRANSPORTATION IMPROVEMENT PROGRAM
PRIMARY STATE HIGHWAYS AND INTERMODAL



HIGHWAYS

MPO Project Num: **DT2499433**
LRTP Ref.: C-9
County: MIAMI-DADE
Roadway ID:
Lanes Exist: 0
Lanes Improved: 0
Lanes Added: 0
Project Length: .000
District: 06

Project Description: **MIAMI-DADE COUNTYWDE
CONTAMINATION ASSESSMENT &
REMEDATION**

Type of Work: **ENVIRONMENTAL TEST/MITIGATE**

SIS or Non-SIS: **No**

Extra Description:

		Proposed Funding (in \$000s)							
PHASE :	Funding Source	<2016	2015 - 2016	2016 - 2017	2017 - 2018	2018 - 2019	2019 - 2020	>2020	All Years
ENVIRONMENTAL	DS	75	0	0	0	0	0	0	75
	Total	75	0	0	0	0	0	0	75
P D & E	DIH	66	25	25	25	25	25	0	191
	Total	66	25	25	25	25	25	0	191
PRELIMINARY ENGINEERING	DDR	1,209	540	540	540	540	890	0	4,259
PRELIMINARY ENGINEERING	DS	650	0	0	0	0	0	0	650
	Total	1,859	540	540	540	540	890	0	4,909

RESPONSIBLE AGENCY: Florida Department of Transportation District 6

Item Segment TOTAL ALL Years ALL Phases: 5,175

Item Number: 249943

Item TOTAL ALL Years ALL Phases All Segments: 9,808

MIAMI-DADE METROPOLITAN PLANNING ORGANIZATION
TRANSPORTATION IMPROVEMENT PROGRAM
PRIMARY STATE HIGHWAYS AND INTERMODAL



HIGHWAYS

MPO Project Num: **DT2499434**
LRTP Ref.: C-9
County: MIAMI-DADE
Roadway ID:
Lanes Exist:
Lanes Improved:
Lanes Added:
Project Length: .000
District: 06

Project Description: **MIAMI-DADE COUNTYWDE
CONTAMINATION ASSESSMENT &
REMEDATION**

Type of Work: **ENVIRONMENTAL TEST/MITIGATE**

SIS or Non-SIS: **No**

Extra Description:

		Proposed Funding (in \$000s)							
PHASE :	Funding Source	<2016	2015 - 2016	2016 - 2017	2017 - 2018	2018 - 2019	2019 - 2020	>2020	All Years
PRELIMINARY ENGINEERING	DS	0	0	0	0	0	100	0	100
	Total	0	0	0	0	0	100	0	100

RESPONSIBLE AGENCY: Florida Department of Transportation District 6

Item Segment TOTAL ALL Years ALL Phases: 100

Item Number: 249943

Item TOTAL ALL Years ALL Phases All Segments: 9,808

MIAMI-DADE METROPOLITAN PLANNING ORGANIZATION
TRANSPORTATION IMPROVEMENT PROGRAM
PRIMARY STATE HIGHWAYS AND INTERMODAL



HIGHWAYS

MPO Project Num: **DT2499821**
 LRTP Ref.: **NA**
 County: **MIAMI-DADE**
 Roadway ID: **87260000**
 Lanes Exist: **6**
 Lanes Improved: **6**
 Lanes Added: **0**
 Project Length: **2.916**
 District: **06**

Project Description: **SR 826/PALMETTO EXWY**

FROM N. OF N.W. 154 ST.

TO W. OF N.W. 47 AVENUE

Type of Work: **RESURFACING**

SIS or Non-SIS: **Yes**

Extra Description:

		Proposed Funding (in \$000s)							
PHASE :	Funding Source	<2016	2015 - 2016	2016 - 2017	2017 - 2018	2018 - 2019	2019 - 2020	>2020	All Years
PRELIMINARY ENGINEERING		59	0	0	0	0	0	0	59
	Total	59	0	0	0	0	0	0	59
CONSTRUCTION		2,442	0	0	0	0	0	0	2,442
	Total	2,442	0	0	0	0	0	0	2,442

RESPONSIBLE AGENCY: Florida Department of Transportation District 6

Item Segment TOTAL ALL Years ALL Phases: **2,502**

Item Number: **249982**

Item TOTAL ALL Years ALL Phases All Segments: **4,005**

MIAMI-DADE METROPOLITAN PLANNING ORGANIZATION
TRANSPORTATION IMPROVEMENT PROGRAM
PRIMARY STATE HIGHWAYS AND INTERMODAL



HIGHWAYS

MPO Project Num: **DT2499822**
LRTP Ref.: C-9
County: MIAMI-DADE
Roadway ID: 87260000
Lanes Exist: 6
Lanes Improved: 0
Lanes Added: 0
Project Length: 2.138
District: 06

Project Description: **SR 826/PALMETTO EXPY**

FROM N.W. 154 STREET

TO N.W. 62 AVENUE

Type of Work: **LANDSCAPING**

SIS or Non-SIS: **Yes**

Extra Description:

		Proposed Funding (in \$000s)							
PHASE :	Funding Source	<2016	2015 - 2016	2016 - 2017	2017 - 2018	2018 - 2019	2019 - 2020	>2020	All Years
PRELIMINARY ENGINEERING	DIH	7	0	0	0	25	0	0	32
PRELIMINARY ENGINEERING	DS	97	0	0	0	115	0	0	212
	Total	104	0	0	0	140	0	0	244
CONSTRUCTION	DIH	0	0	0	0	0	0	20	20
CONSTRUCTION	DS	0	0	0	0	0	0	165	165
CONSTRUCTION	DDR	0	0	0	0	0	0	1,074	1,074
	Total	0	0	0	0	0	0	1,259	1,259

RESPONSIBLE AGENCY: Florida Department of Transportation District 6

Item Segment TOTAL ALL Years ALL Phases: 1,503

Item Number: 249982

Item TOTAL ALL Years ALL Phases All Segments: 4,005

MIAMI-DADE METROPOLITAN PLANNING ORGANIZATION
TRANSPORTATION IMPROVEMENT PROGRAM
PRIMARY STATE HIGHWAYS AND INTERMODAL



HIGHWAYS

MPO Project Num: **DT2500842**
LRTP Ref.: NA
County: DIST/ST-WIDE
Roadway ID:
Lanes Exist: 0
Lanes Improved: 0
Lanes Added: 0
Project Length: .000
District: 06

Project Description: **TRANSPORTATION SYSTEMS
MANAGEMENT AND OPERATIONS
CONSULTANT**

Type of Work: **CORRIDOR/SUBAREA PLANNING**

SIS or Non-SIS: **No**

Extra Description:

		Proposed Funding (in \$000s)							
PHASE :	Funding Source	<2016	2015 - 2016	2016 - 2017	2017 - 2018	2018 - 2019	2019 - 2020	>2020	All Years
PRELIMINARY ENGINEERING		2,187	0	0	0	0	0	0	2,187
	Total	2,187	0	0	0	0	0	0	2,187

RESPONSIBLE AGENCY: Florida Department of Transportation District 6

Item Segment TOTAL ALL Years ALL Phases: 2,187

Item Number: 250084

Item TOTAL ALL Years ALL Phases All Segments: 3,707

MIAMI-DADE METROPOLITAN PLANNING ORGANIZATION
TRANSPORTATION IMPROVEMENT PROGRAM
PRIMARY STATE HIGHWAYS AND INTERMODAL



HIGHWAYS

MPO Project Num: **DT2500843**
 LRTP Ref.: 6-4
 County: DIST/ST-WIDE
 Roadway ID:
 Lanes Exist: 0
 Lanes Improved: 0
 Lanes Added: 0
 Project Length: .000
 District: 06

Project Description: **TRANSPORTATION SYSTEMS
MANAGEMENT AND OPERATIONS
CONSULTANT**

Type of Work: **CORRIDOR/SUBAREA PLANNING**

SIS or Non-SIS: **No**

Extra Description:

		Proposed Funding (in \$000s)							
PHASE :	Funding Source	<2016	2015 - 2016	2016 - 2017	2017 - 2018	2018 - 2019	2019 - 2020	>2020	All Years
PRELIMINARY ENGINEERING	DS	0	300	300	300	300	300	0	1,500
PRELIMINARY ENGINEERING	DIH	0	5	5	5	5	0	0	20
Total		0	305	305	305	305	300	0	1,520

RESPONSIBLE AGENCY: Florida Department of Transportation District 6

Item Segment TOTAL ALL Years ALL Phases: 1,520

Item Number: 250084

Item TOTAL ALL Years ALL Phases All Segments: 3,707

MIAMI-DADE METROPOLITAN PLANNING ORGANIZATION
TRANSPORTATION IMPROVEMENT PROGRAM
PRIMARY STATE HIGHWAYS AND INTERMODAL



HIGHWAYS

MPO Project Num: **DT2500932**
LRTP Ref.: **NA**
County: **DIST/ST-WIDE**
Roadway ID:
Lanes Exist: **0**
Lanes Improved: **0**
Lanes Added: **0**
Project Length: **.000**
District: **06**

Project Description: **DISTRICTWIDE TRAFFIC OPERATIONS
STUDIES CONSULTANT**

Type of Work: **TRANSPORTATION STATISTICS**

SIS or Non-SIS: **No**

Extra Description:

PHASE :	Funding Source	Proposed Funding (in \$000s)							
		<2016	2015 - 2016	2016 - 2017	2017 - 2018	2018 - 2019	2019 - 2020	>2020	All Years
PRELIMINARY ENGINEERING		637	0	0	0	0	0	0	637
	Total	637	0	0	0	0	0	0	637

RESPONSIBLE AGENCY: **Florida Department of Transportation District 6**

Item Segment TOTAL ALL Years ALL Phases: **637**

Item Number: **250093**

Item TOTAL ALL Years ALL Phases All Segments: **1,616**

MIAMI-DADE METROPOLITAN PLANNING ORGANIZATION
TRANSPORTATION IMPROVEMENT PROGRAM
PRIMARY STATE HIGHWAYS AND INTERMODAL



HIGHWAYS

MPO Project Num: **DT2500933**
 LRTP Ref.: 6-4
 County: DIST/ST-WIDE
 Roadway ID:
 Lanes Exist: 0
 Lanes Improved: 0
 Lanes Added: 0
 Project Length: .000
 District: 06

Project Description: **DISTRICTWIDE TRAFFIC OPERATIONS
STUDIES CONSULTANT**

Type of Work: **CORRIDOR/SUBAREA PLANNING**

SIS or Non-SIS: **No**

Extra Description:

		Proposed Funding (in \$000s)							
PHASE :	Funding Source	<2016	2015 - 2016	2016 - 2017	2017 - 2018	2018 - 2019	2019 - 2020	>2020	All Years
PRELIMINARY ENGINEERING	DIH	7	3	3	3	3	0	0	19
PRELIMINARY ENGINEERING	DS	300	0	360	0	0	0	0	660
	Total	307	3	363	3	3	0	0	679

RESPONSIBLE AGENCY: Florida Department of Transportation District 6

Item Segment TOTAL ALL Years ALL Phases: 679

Item Number: 250093

Item TOTAL ALL Years ALL Phases All Segments: 1,616

MIAMI-DADE METROPOLITAN PLANNING ORGANIZATION
TRANSPORTATION IMPROVEMENT PROGRAM
PRIMARY STATE HIGHWAYS AND INTERMODAL



HIGHWAYS

MPO Project Num: **DT2500934**
 LRTP Ref.: 6-4
 County: DIST/ST-WIDE
 Roadway ID:
 Lanes Exist:
 Lanes Improved:
 Lanes Added:
 Project Length: .000
 District: 06

Project Description: **DISTRICTWIDE TRAFFIC OPERATIONS
STUDIES CONSULTANT**

Type of Work: **CORRIDOR/SUBAREA PLANNING**

SIS or Non-SIS: **No**

Extra Description:

		Proposed Funding (in \$000s)							
PHASE :	Funding Source	<2016	2015 - 2016	2016 - 2017	2017 - 2018	2018 - 2019	2019 - 2020	>2020	All Years
PRELIMINARY ENGINEERING	DS	0	0	0	0	0	300	0	300
	Total	0	0	0	0	0	300	0	300

RESPONSIBLE AGENCY: Florida Department of Transportation District 6

Item Segment TOTAL ALL Years ALL Phases: 300

Item Number: 250093

Item TOTAL ALL Years ALL Phases All Segments: 1,616

MIAMI-DADE METROPOLITAN PLANNING ORGANIZATION
TRANSPORTATION IMPROVEMENT PROGRAM
PRIMARY STATE HIGHWAYS AND INTERMODAL



HIGHWAYS

MPO Project Num: **DT2501022**
 LRTP Ref.: **NA**
 County: **DIST/ST-WIDE**
 Roadway ID:
 Lanes Exist: **0**
 Lanes Improved: **0**
 Lanes Added: **0**
 Project Length: **.000**
 District: **06**

Project Description: **DISTRICTWIDE ITS OPERATIONS & MAINTENANCE OF FIELD DEVICES**

Type of Work: **PERIODIC MAINTENANCE**

SIS or Non-SIS: **No**

Extra Description:

PHASE :	Funding Source	Proposed Funding (in \$000s)							
		<2016	2015 - 2016	2016 - 2017	2017 - 2018	2018 - 2019	2019 - 2020	>2020	All Years
PRELIMINARY ENGINEERING		39	0	0	0	0	0	0	39
	Total	39	0	0	0	0	0	0	39
CONSTRUCTION		2,288	0	0	0	0	0	0	2,288
	Total	2,288	0	0	0	0	0	0	2,288

RESPONSIBLE AGENCY: Florida Department of Transportation District 6

Item Segment TOTAL ALL Years ALL Phases: **2,328**

Item Number: 250102

Item TOTAL ALL Years ALL Phases All Segments: **36,251**

MIAMI-DADE METROPOLITAN PLANNING ORGANIZATION
TRANSPORTATION IMPROVEMENT PROGRAM
PRIMARY STATE HIGHWAYS AND INTERMODAL



HIGHWAYS

MPO Project Num: **DT2501023**
 LRTP Ref.: **NA**
 County: **DIST/ST-WIDE**
 Roadway ID:
 Lanes Exist: **0**
 Lanes Improved: **0**
 Lanes Added: **0**
 Project Length: **.000**
 District: **06**

Project Description: **DISTRICTWIDE ITS OPERATIONS & MAINTENANCE OF FIELD DEVICES**

Type of Work: **PERIODIC MAINTENANCE**

SIS or Non-SIS: **No**

Extra Description:

PHASE :	Funding Source	Proposed Funding (in \$000s)							
		<2016	2015 - 2016	2016 - 2017	2017 - 2018	2018 - 2019	2019 - 2020	>2020	All Years
PRELIMINARY ENGINEERING		519	0	0	0	0	0	0	519
	Total	519	0	0	0	0	0	0	519
CONSTRUCTION		8,945	0	0	0	0	0	0	8,945
	Total	8,945	0	0	0	0	0	0	8,945

RESPONSIBLE AGENCY: Florida Department of Transportation District 6

Item Segment TOTAL ALL Years ALL Phases: **9,464**

Item Number: 250102

Item TOTAL ALL Years ALL Phases All Segments: **36,251**

MIAMI-DADE METROPOLITAN PLANNING ORGANIZATION
TRANSPORTATION IMPROVEMENT PROGRAM
PRIMARY STATE HIGHWAYS AND INTERMODAL



HIGHWAYS

MPO Project Num: **DT2501025**
LRTP Ref.: **C-9**
County: **DIST/ST-WIDE**
Roadway ID:
Lanes Exist: **0**
Lanes Improved: **0**
Lanes Added: **0**
Project Length: **.000**
District: **06**

Project Description: **DISTRICTWIDE ITS OPERATIONS & MAINTENANCE OF FIELD DEVICES**

Type of Work: **PERIODIC MAINTENANCE**

SIS or Non-SIS: **No**

Extra Description:

		Proposed Funding (in \$000s)							
PHASE :	Funding Source	<2016	2015 - 2016	2016 - 2017	2017 - 2018	2018 - 2019	2019 - 2020	>2020	All Years
PRELIMINARY ENGINEERING	DIH	132	0	0	0	0	0	0	132
	Total	132	0	0	0	0	0	0	132
CONSTRUCTION	DIH	156	0	0	0	0	0	0	156
CONSTRUCTION	DS	10,381	2,600	2,700	0	0	0	0	15,681
	Total	10,537	2,600	2,700	0	0	0	0	15,837

RESPONSIBLE AGENCY: Florida Department of Transportation District 6

Item Segment TOTAL ALL Years ALL Phases: **15,969**

Item Number: 250102

Item TOTAL ALL Years ALL Phases All Segments: **36,251**

MIAMI-DADE METROPOLITAN PLANNING ORGANIZATION
TRANSPORTATION IMPROVEMENT PROGRAM
PRIMARY STATE HIGHWAYS AND INTERMODAL



HIGHWAYS

MPO Project Num: **DT2501026**
 LRTP Ref.: **C-9**
 County: **DIST/ST-WIDE**
 Roadway ID:
 Lanes Exist: **0**
 Lanes Improved: **0**
 Lanes Added: **0**
 Project Length: **.000**
 District: **06**

Project Description: **DISTRICTWIDE ITS OPERATIONS & MAINTENANCE OF FIELD DEVICES**

Type of Work: **PERIODIC MAINTENANCE**

SIS or Non-SIS: **No**

Extra Description:

		Proposed Funding (in \$000s)							
PHASE :	Funding Source	<2016	2015 - 2016	2016 - 2017	2017 - 2018	2018 - 2019	2019 - 2020	>2020	All Years
CONSTRUCTION	DIH	29	0	0	30	30	0	0	89
CONSTRUCTION	DS	0	0	0	2,800	2,800	2,800	0	8,400
	Total	29	0	0	2,830	2,830	2,800	0	8,489

RESPONSIBLE AGENCY: Florida Department of Transportation District 6

Item Segment TOTAL ALL Years ALL Phases: **8,489**

Item Number: 250102

Item TOTAL ALL Years ALL Phases All Segments: **36,251**

MIAMI-DADE METROPOLITAN PLANNING ORGANIZATION
TRANSPORTATION IMPROVEMENT PROGRAM
PRIMARY STATE HIGHWAYS AND INTERMODAL



HIGHWAYS

MPO Project Num: **DT2501051**
LRTP Ref.: **NA**
County: **MIAMI-DADE**
Roadway ID: **87090000**
Lanes Exist: **4**
Lanes Improved: **4**
Lanes Added: **2**
Project Length: **.329**
District: **06**

Project Description: **SR 25/OKEECHOBEE RD.**

FROM EAST OF W. 12TH AVE TO WEST 19TH STREET

Type of Work: **ADD LANES & RECONSTRUCT**

SIS or Non-SIS: **No**

Extra Description:

PHASE :	Funding Source	Proposed Funding (in \$000s)							
		<2016	2015 - 2016	2016 - 2017	2017 - 2018	2018 - 2019	2019 - 2020	>2020	All Years
CONTRACT INCENTIVES		1,300	0	0	0	0	0	0	1,300
	Total	1,300	0	0	0	0	0	0	1,300
DESIGN BUILD		36,639	0	0	0	0	0	0	36,639
DESIGN BUILD		8	0	0	0	0	0	0	8
DESIGN BUILD		83	0	0	0	0	0	0	83
	Total	36,730	0	0	0	0	0	0	36,730
PRELIMINARY ENGINEERING		2,110	0	0	0	0	0	0	2,110
PRELIMINARY ENGINEERING		37	0	0	0	0	0	0	37
PRELIMINARY ENGINEERING		120	0	0	0	0	0	0	120
	Total	2,267	0	0	0	0	0	0	2,267
RAILROAD & UTILITIES		324	0	0	0	0	0	0	324
RAILROAD & UTILITIES		722	0	0	0	0	0	0	722
RAILROAD & UTILITIES		5,579	0	0	0	0	0	0	5,579
	Total	6,625	0	0	0	0	0	0	6,625

MIAMI-DADE METROPOLITAN PLANNING ORGANIZATION
TRANSPORTATION IMPROVEMENT PROGRAM
PRIMARY STATE HIGHWAYS AND INTERMODAL



HIGHWAYS

MPO Project Num: **DT2501051**
LRTP Ref.: NA
County: MIAMI-DADE
Roadway ID: 87090000
Lanes Exist: 4
Lanes Improved: 4
Lanes Added: 2
Project Length: .329
District: 06

Project Description: **SR 25/OKEECHOBEE RD.**

FROM EAST OF W. 12TH AVE TO WEST 19TH STREET

Type of Work: **ADD LANES & RECONSTRUCT**

SIS or Non-SIS: **No**

Extra Description:

PHASE :	Funding Source	Proposed Funding (in \$000s)							
		<2016	2015 - 2016	2016 - 2017	2017 - 2018	2018 - 2019	2019 - 2020	>2020	All Years
RIGHT OF WAY		916	0	0	0	0	0	0	916
	Total	916	0	0	0	0	0	0	916

RESPONSIBLE AGENCY: Florida Department of Transportation District 6

Item Segment TOTAL ALL Years ALL Phases: 47,839

Item Number: 250105

Item TOTAL ALL Years ALL Phases All Segments: 66,231

MIAMI-DADE METROPOLITAN PLANNING ORGANIZATION
TRANSPORTATION IMPROVEMENT PROGRAM
PRIMARY STATE HIGHWAYS AND INTERMODAL



HIGHWAYS

MPO Project Num: **DT2501052**
LRTP Ref.: **NA**
County: **MIAMI-DADE**
Roadway ID: **87090000**
Lanes Exist: **5**
Lanes Improved: **5**
Lanes Added: **2**
Project Length: **1.199**
District: **06**

Project Description: **SR 25/OKEECHOBEE RD**

**FROM SR 826/PALMETTO
XWAY**

TO EAST OF WEST 12 AVE

Type of Work: **ADD LANES & RECONSTRUCT**

SIS or Non-SIS: **No**

Extra Description:

PHASE :	Funding Source	Proposed Funding (in \$000s)							
		<2016	2015 - 2016	2016 - 2017	2017 - 2018	2018 - 2019	2019 - 2020	>2020	All Years
CONTRACT INCENTIVES		735	0	0	0	0	0	0	735
	Total	735	0	0	0	0	0	0	735
RAILROAD & UTILITIES		16	0	0	0	0	0	0	16
	Total	16	0	0	0	0	0	0	16
CONSTRUCTION		48	0	0	0	0	0	0	48
CONSTRUCTION		12,821	0	0	0	0	0	0	12,821
	Total	12,869	0	0	0	0	0	0	12,869

RESPONSIBLE AGENCY: Florida Department of Transportation District 6

Item Segment TOTAL ALL Years ALL Phases: 13,620

Item Number: 250105

Item TOTAL ALL Years ALL Phases All Segments: 66,231

MIAMI-DADE METROPOLITAN PLANNING ORGANIZATION
TRANSPORTATION IMPROVEMENT PROGRAM
PRIMARY STATE HIGHWAYS AND INTERMODAL



HIGHWAYS

MPO Project Num: **DT2501053**
LRTP Ref.: **NA**
County: **MIAMI-DADE**
Roadway ID: **87090000**
Lanes Exist: **0**
Lanes Improved: **0**
Lanes Added: **0**
Project Length: **.002**
District: **06**

Project Description: **SR 25/OKEECHOBEE RD.**

AT METRORAIL CROSSING

Type of Work: **FIXED GUIDEWAY IMPROVEMENTS**

SIS or Non-SIS: **No**

Extra Description:

PHASE :	Funding Source	Proposed Funding (in \$000s)							
		<2016	2015 - 2016	2016 - 2017	2017 - 2018	2018 - 2019	2019 - 2020	>2020	All Years
CAPITAL		332	0	0	0	0	0	0	332
	Total	332	0	0	0	0	0	0	332
CONTRACT INCENTIVES		200	0	0	0	0	0	0	200
	Total	200	0	0	0	0	0	0	200
CONSTRUCTION		3,979	0	0	0	0	0	0	3,979
	Total	3,979	0	0	0	0	0	0	3,979

RESPONSIBLE AGENCY: **Florida Department of Transportation District 6**

Item Segment **TOTAL ALL Years ALL Phases:** **4,510**

Item Number: **250105**

Item **TOTAL ALL Years ALL Phases All Segments:** **66,231**

MIAMI-DADE METROPOLITAN PLANNING ORGANIZATION
TRANSPORTATION IMPROVEMENT PROGRAM
PRIMARY STATE HIGHWAYS AND INTERMODAL



HIGHWAYS

MPO Project Num: **DT2501054**
 LRTP Ref.: NA
 County: MIAMI-DADE
 Roadway ID: 87090000
 Lanes Exist: 4
 Lanes Improved: 0
 Lanes Added: 0
 Project Length: .329
 District: 06

Project Description: **SR 25/OKEECHOBEE RD.**

**FROM EAST OF W. 12
AVENUE**

TO WEST 19TH STREET

Type of Work: **LANDSCAPING**

SIS or Non-SIS: **No**

Extra Description:

		Proposed Funding (in \$000s)							
PHASE :	Funding Source	<2016	2015 - 2016	2016 - 2017	2017 - 2018	2018 - 2019	2019 - 2020	>2020	All Years
CONSTRUCTION		262	0	0	0	0	0	0	262
	Total	262	0	0	0	0	0	0	262

RESPONSIBLE AGENCY: Florida Department of Transportation District 6

Item Segment TOTAL ALL Years ALL Phases: 262

Item Number: 250105

Item TOTAL ALL Years ALL Phases All Segments: 66,231

MIAMI-DADE METROPOLITAN PLANNING ORGANIZATION
TRANSPORTATION IMPROVEMENT PROGRAM
PRIMARY STATE HIGHWAYS AND INTERMODAL



HIGHWAYS

MPO Project Num: **DT2501131**
LRTP Ref.: **NA**
County: **MIAMI-DADE**
Roadway ID: **87260000**
Lanes Exist: **7**
Lanes Improved: **0**
Lanes Added: **0**
Project Length: **24.708**
District: **06**

Project Description: **SERVICE PATROLS SR 826/PALMETTO XWAY**

Type of Work: **SERVICE PATROL/FHP**

SIS or Non-SIS: **Yes**

Extra Description:

PHASE :	Funding Source	Proposed Funding (in \$000s)							
		<2016	2015 - 2016	2016 - 2017	2017 - 2018	2018 - 2019	2019 - 2020	>2020	All Years
OPERATIONS		600	0	0	0	0	0	0	600
	Total	600	0	0	0	0	0	0	600
P D & E		142	0	0	0	0	0	0	142
	Total	142	0	0	0	0	0	0	142
PRELIMINARY ENGINEERING		834	0	0	0	0	0	0	834
	Total	834	0	0	0	0	0	0	834

RESPONSIBLE AGENCY: Florida Department of Transportation District 6

Item Segment TOTAL ALL Years ALL Phases: 1,576

Item Number: 250113

Item TOTAL ALL Years ALL Phases All Segments: 13,557

MIAMI-DADE METROPOLITAN PLANNING ORGANIZATION
TRANSPORTATION IMPROVEMENT PROGRAM
PRIMARY STATE HIGHWAYS AND INTERMODAL



HIGHWAYS

MPO Project Num: **DT2501132**
 LRTP Ref.: **NA**
 County: **MIAMI-DADE**
 Roadway ID:
 Lanes Exist: **0**
 Lanes Improved: **0**
 Lanes Added: **0**
 Project Length: **.000**
 District: **06**

Project Description: **SERVICE PATROLS SR 93/I-75**

Type of Work: **ITS FREEWAY MANAGEMENT**

SIS or Non-SIS: **Yes**

Extra Description:

		Proposed Funding (in \$000s)							
PHASE :	Funding Source	<2016	2015 - 2016	2016 - 2017	2017 - 2018	2018 - 2019	2019 - 2020	>2020	All Years
PRELIMINARY ENGINEERING		19	0	0	0	0	0	0	19
	Total	19	0	0	0	0	0	0	19

RESPONSIBLE AGENCY: **Florida Department of Transportation District 6**

Item Segment TOTAL ALL Years ALL Phases: **19**

Item Number: **250113**

Item TOTAL ALL Years ALL Phases All Segments: **13,557**

MIAMI-DADE METROPOLITAN PLANNING ORGANIZATION
TRANSPORTATION IMPROVEMENT PROGRAM
PRIMARY STATE HIGHWAYS AND INTERMODAL



HIGHWAYS

MPO Project Num: **DT2502341**
LRTP Ref.: 6-36
County: MIAMI-DADE
Roadway ID: 87281000
Lanes Exist: 0
Lanes Improved: 0
Lanes Added: 0
Project Length: .497
District: 06

Project Description: **MIAMI INTERMODAL CTR (MIC) LEJEUNE ROAD STRIP (PRIORITY 2 ROW)**

Type of Work: **INTERMODAL HUB CAPACITY**

SIS or Non-SIS: **Yes**

Extra Description:

PHASE :	Funding Source	Proposed Funding (in \$000s)							
		<2016	2015 - 2016	2016 - 2017	2017 - 2018	2018 - 2019	2019 - 2020	>2020	All Years
ENVIRONMENTAL		0	0	0	0	0	0	0	0
	Total	0	0	0	0	0	0	0	0
PRELIMINARY ENGINEERING		13	0	0	0	0	0	0	13
PRELIMINARY ENGINEERING		29	0	0	0	0	0	0	29
PRELIMINARY ENGINEERING		108	0	0	0	0	0	0	108
	Total	149	0	0	0	0	0	0	149
RIGHT OF WAY		43,260	0	0	0	0	0	0	43,260
RIGHT OF WAY		5,326	0	0	0	0	0	0	5,326
RIGHT OF WAY		7,051	0	0	0	0	0	0	7,051
RIGHT OF WAY		40,543	0	0	0	0	0	0	40,543
	Total	96,180	0	0	0	0	0	0	96,180

RESPONSIBLE AGENCY: Florida Department of Transportation District 6

Item Segment TOTAL ALL Years ALL Phases: 96,329

Item Number: 250234

Item TOTAL ALL Years ALL Phases All Segments: 146,355

MIAMI-DADE METROPOLITAN PLANNING ORGANIZATION
TRANSPORTATION IMPROVEMENT PROGRAM
PRIMARY STATE HIGHWAYS AND INTERMODAL



HIGHWAYS

MPO Project Num: **DT2502342**
 LRTP Ref.: NA
 County: MIAMI-DADE
 Roadway ID: 87281000
 Lanes Exist: 0
 Lanes Improved: 0
 Lanes Added: 4
 Project Length: .497
 District: 06

Project Description: **MIAMI INTERMODAL CTR (MIC) LEJEUNE ROAD, C-D NORTHBOUND**

Type of Work: **ADD THRU LANE(S)**

SIS or Non-SIS: **Yes**

Extra Description:

PHASE :	Funding Source	Proposed Funding (in \$000s)							
		<2016	2015 - 2016	2016 - 2017	2017 - 2018	2018 - 2019	2019 - 2020	>2020	All Years
CONTRACT INCENTIVES		500	0	0	0	0	0	0	500
	Total	500	0	0	0	0	0	0	500
PRELIMINARY ENGINEERING		110	0	0	0	0	0	0	110
PRELIMINARY ENGINEERING		923	0	0	0	0	0	0	923
	Total	1,033	0	0	0	0	0	0	1,033
RAILROAD & UTILITIES		350	0	0	0	0	0	0	350
	Total	350	0	0	0	0	0	0	350
CONSTRUCTION		9,120	0	0	0	0	0	0	9,120
	Total	9,120	0	0	0	0	0	0	9,120

RESPONSIBLE AGENCY: Florida Department of Transportation District 6

Item Segment TOTAL ALL Years ALL Phases: 11,003

Item Number: 250234

Item TOTAL ALL Years ALL Phases All Segments: 146,355

MIAMI-DADE METROPOLITAN PLANNING ORGANIZATION
TRANSPORTATION IMPROVEMENT PROGRAM
PRIMARY STATE HIGHWAYS AND INTERMODAL



HIGHWAYS

MPO Project Num: **DT2502343**
LRTP Ref.: **NA**
County: **MIAMI-DADE**
Roadway ID: **87200000**
Lanes Exist: **0**
Lanes Improved: **0**
Lanes Added: **4**
Project Length: **1.328**
District: **06**

Project Description: **MIAMI INTERMODAL CTR (MIC) LEJEUNE
ROAD C-D SOUTHBOUND**

Type of Work: **NEW ROAD CONSTRUCTION**

SIS or Non-SIS: **Yes**

Extra Description:

PHASE :	Funding Source	Proposed Funding (in \$000s)							
		<2016	2015 - 2016	2016 - 2017	2017 - 2018	2018 - 2019	2019 - 2020	>2020	All Years
CONTRACT INCENTIVES		300	0	0	0	0	0	0	300
	Total	300	0	0	0	0	0	0	300
PRELIMINARY ENGINEERING		1,910	0	0	0	0	0	0	1,910
PRELIMINARY ENGINEERING		71	0	0	0	0	0	0	71
	Total	1,981	0	0	0	0	0	0	1,981
RAILROAD & UTILITIES		13	0	0	0	0	0	0	13
RAILROAD & UTILITIES		60	0	0	0	0	0	0	60
	Total	73	0	0	0	0	0	0	73
CONSTRUCTION		5,520	0	0	0	0	0	0	5,520
	Total	5,520	0	0	0	0	0	0	5,520

RESPONSIBLE AGENCY: Florida Department of Transportation District 6

Item Segment TOTAL ALL Years ALL Phases: 7,874

Item Number: 250234

Item TOTAL ALL Years ALL Phases All Segments: 146,355

MIAMI-DADE METROPOLITAN PLANNING ORGANIZATION
TRANSPORTATION IMPROVEMENT PROGRAM
PRIMARY STATE HIGHWAYS AND INTERMODAL



HIGHWAYS

MPO Project Num: **DT2502344**
LRTP Ref.: NA
County: MIAMI-DADE
Roadway ID: 87200000
Lanes Exist: 2
Lanes Improved: 2
Lanes Added: 2
Project Length: .813
District: 06

Project Description: **MIAMI INTERMODAL CTR (MIC) C-D
SOUTHBOUND PACKAGE #2**

Type of Work: **NEW ROAD CONSTRUCTION**

SIS or Non-SIS: **Yes**

Extra Description:

PHASE :	Funding Source	Proposed Funding (in \$000s)							
		<2016	2015 - 2016	2016 - 2017	2017 - 2018	2018 - 2019	2019 - 2020	>2020	All Years
CONTRACT INCENTIVES		500	0	0	0	0	0	0	500
	Total	500	0	0	0	0	0	0	500
RAILROAD & UTILITIES		587	0	0	0	0	0	0	587
	Total	587	0	0	0	0	0	0	587
CONSTRUCTION		3	0	0	0	0	0	0	3
CONSTRUCTION		15,872	0	0	0	0	0	0	15,872
	Total	15,876	0	0	0	0	0	0	15,876

RESPONSIBLE AGENCY: Florida Department of Transportation District 6

Item Segment TOTAL ALL Years ALL Phases: 16,963

Item Number: 250234

Item TOTAL ALL Years ALL Phases All Segments: 146,355

MIAMI-DADE METROPOLITAN PLANNING ORGANIZATION
TRANSPORTATION IMPROVEMENT PROGRAM
PRIMARY STATE HIGHWAYS AND INTERMODAL



HIGHWAYS

MPO Project Num: **DT2502345**
LRTP Ref.: **NA**
County: **MIAMI-DADE**
Roadway ID:
Lanes Exist: **0**
Lanes Improved: **0**
Lanes Added: **0**
Project Length: **.000**
District: **06**

Project Description: **MIAMI INTERMODAL CTR (MIC) SR 953 FROM NW 11 ST TO NW 25 ST NW 42 AVE**

Type of Work: **INTERMODAL HUB CAPACITY** SIS or Non-SIS: **Yes**

Extra Description:

		Proposed Funding (in \$000s)							
PHASE :	Funding Source	<2016	2015 - 2016	2016 - 2017	2017 - 2018	2018 - 2019	2019 - 2020	>2020	All Years
RAILROAD & UTILITIES		1,408	0	0	0	0	0	0	1,408
	Total	1,408	0	0	0	0	0	0	1,408
CONSTRUCTION		2	0	0	0	0	0	0	2
CONSTRUCTION		158	0	0	0	0	0	0	158
	Total	160	0	0	0	0	0	0	160

RESPONSIBLE AGENCY: Florida Department of Transportation District 6

Item Segment TOTAL ALL Years ALL Phases: **1,568**

Item Number: 250234

Item TOTAL ALL Years ALL Phases All Segments: **146,355**

MIAMI-DADE METROPOLITAN PLANNING ORGANIZATION
TRANSPORTATION IMPROVEMENT PROGRAM
PRIMARY STATE HIGHWAYS AND INTERMODAL



HIGHWAYS

MPO Project Num: **DT2502346**
LRTP Ref.: **NA**
County: **MIAMI-DADE**
Roadway ID:
Lanes Exist: **0**
Lanes Improved: **0**
Lanes Added: **0**
Project Length: **.000**
District: **06**

Project Description: **MIAMI INTERMODAL CTR (MIC) INTERIM FROM NW 42 AVE TO NW 25 ST RDWY IMPR.**

Type of Work: **FLEXIBLE PAVEMENT RECONSTRUCT.** SIS or Non-SIS: **No**

Extra Description:

PHASE :	Funding Source	Proposed Funding (in \$000s)							
		<2016	2015 - 2016	2016 - 2017	2017 - 2018	2018 - 2019	2019 - 2020	>2020	All Years
CONTRACT INCENTIVES		110	0	0	0	0	0	0	110
	Total	110	0	0	0	0	0	0	110
CONSTRUCTION		6	0	0	0	0	0	0	6
CONSTRUCTION		9	0	0	0	0	0	0	9
CONSTRUCTION		3,933	0	0	0	0	0	0	3,933
	Total	3,949	0	0	0	0	0	0	3,949

RESPONSIBLE AGENCY: Florida Department of Transportation District 6

Item Segment TOTAL ALL Years ALL Phases: **4,059**

Item Number: 250234

Item TOTAL ALL Years ALL Phases All Segments: **146,355**

MIAMI-DADE METROPOLITAN PLANNING ORGANIZATION
TRANSPORTATION IMPROVEMENT PROGRAM
PRIMARY STATE HIGHWAYS AND INTERMODAL



HIGHWAYS

MPO Project Num: **DT2502347**
LRTP Ref.: 6-10
County: MIAMI-DADE
Roadway ID: 87000086
Lanes Exist: 0
Lanes Improved: 0
Lanes Added: 2
Project Length: .146
District: 06

Project Description: **MIAMI INTERMODAL CTR (MIC)
CONNECTION**

TO NW 37 AVENUE

Type of Work: **NEW ROAD CONSTRUCTION**

SIS or Non-SIS: **No**

Extra Description:

		Proposed Funding (in \$000s)							
PHASE :	Funding Source	<2016	2015 - 2016	2016 - 2017	2017 - 2018	2018 - 2019	2019 - 2020	>2020	All Years
PRELIMINARY ENGINEERING	DIH	187	0	0	0	0	0	0	187
PRELIMINARY ENGINEERING	DS	81	0	0	0	0	0	0	81
PRELIMINARY ENGINEERING	DDR	151	0	0	0	0	0	0	151
	Total	419	0	0	0	0	0	0	419
RAILROAD & UTILITIES	DDR	1,528	0	0	0	0	0	0	1,528
RAILROAD & UTILITIES	LF	8	0	0	0	0	0	0	8
	Total	1,536	0	0	0	0	0	0	1,536
RIGHT OF WAY	DIH	21	0	0	0	0	0	0	21
RIGHT OF WAY	DS	0	1,498	0	0	0	0	0	1,498
RIGHT OF WAY	DDR	1,564	0	0	0	0	0	0	1,564
RIGHT OF WAY	BNIR	10	0	0	0	0	0	0	10
RIGHT OF WAY	BNDS	57	6	0	0	0	0	0	63
	Total	1,652	1,504	0	0	0	0	0	3,156
CONSTRUCTION	DDR	3,020	400	0	0	0	0	0	3,420

MIAMI-DADE METROPOLITAN PLANNING ORGANIZATION
TRANSPORTATION IMPROVEMENT PROGRAM
PRIMARY STATE HIGHWAYS AND INTERMODAL



HIGHWAYS

MPO Project Num: **DT2502347**
LRTP Ref.: 6-10
County: MIAMI-DADE
Roadway ID: 87000086
Lanes Exist: 0
Lanes Improved: 0
Lanes Added: 2
Project Length: .146
District: 06

Project Description: **MIAMI INTERMODAL CTR (MIC)
CONNECTION**

TO NW 37 AVENUE

Type of Work: **NEW ROAD CONSTRUCTION**

SIS or Non-SIS: **No**

Extra Description:

		Proposed Funding (in \$000s)							
PHASE :	Funding Source	<2016	2015 - 2016	2016 - 2017	2017 - 2018	2018 - 2019	2019 - 2020	>2020	All Years
CONSTRUCTION	DS	0	20	0	0	0	0	0	20
CONSTRUCTION	DIH	8	0	0	0	0	0	0	8
Total		3,028	420	0	0	0	0	0	3,448

RESPONSIBLE AGENCY: Florida Department of Transportation District 6

Item Segment TOTAL ALL Years ALL Phases: 8,559

Item Number: 250234

Item TOTAL ALL Years ALL Phases All Segments: 146,355

MIAMI-DADE METROPOLITAN PLANNING ORGANIZATION
TRANSPORTATION IMPROVEMENT PROGRAM
PRIMARY STATE HIGHWAYS AND INTERMODAL



HIGHWAYS

MPO Project Num: **DT2506041**
LRTP Ref.: C-9
County: DIST/ST-WIDE
Roadway ID:
Lanes Exist: 0
Lanes Improved: 0
Lanes Added: 0
Project Length: .000
District: 06

Project Description: **DISTRICTWIDE VALUE ENGINEERING
CONSULTANT**

Type of Work: **PRELIMINARY ENGINEERING**

SIS or Non-SIS: **No**

Extra Description:

		Proposed Funding (in \$000s)							
PHASE :	Funding Source	<2016	2015 - 2016	2016 - 2017	2017 - 2018	2018 - 2019	2019 - 2020	>2020	All Years
PRELIMINARY ENGINEERING	DS	1,486	150	150	150	150	150	0	2,236
PRELIMINARY ENGINEERING	DIH	474	50	50	50	50	50	0	724
	Total	1,960	200	200	200	200	200	0	2,960

RESPONSIBLE AGENCY: Florida Department of Transportation District 6

Item Segment TOTAL ALL Years ALL Phases: 2,960

Item Number: 250604

Item TOTAL ALL Years ALL Phases All Segments: 2,960

MIAMI-DADE METROPOLITAN PLANNING ORGANIZATION
TRANSPORTATION IMPROVEMENT PROGRAM
PRIMARY STATE HIGHWAYS AND INTERMODAL



HIGHWAYS

MPO Project Num: **DT2506081**
 LRTP Ref.: C-9
 County: DIST/ST-WIDE
 Roadway ID:
 Lanes Exist: 0
 Lanes Improved: 0
 Lanes Added: 0
 Project Length: .000
 District: 06

Project Description: **DISTRICTWIDE AERIAL PHOTOGRAPHY**

Type of Work: **PRELIMINARY ENGINEERING**

SIS or Non-SIS: **No**

Extra Description:

		Proposed Funding (in \$000s)							
PHASE :	Funding Source	<2016	2015 - 2016	2016 - 2017	2017 - 2018	2018 - 2019	2019 - 2020	>2020	All Years
PRELIMINARY ENGINEERING	DS	6,049	0	100	0	0	0	0	6,149
PRELIMINARY ENGINEERING	LF	2,169	0	0	0	0	0	0	2,169
Total		8,218	0	100	0	0	0	0	8,318

RESPONSIBLE AGENCY: Florida Department of Transportation District 6

Item Segment TOTAL ALL Years ALL Phases: 8,318

Item Number: 250608

Item TOTAL ALL Years ALL Phases All Segments: 9,318

MIAMI-DADE METROPOLITAN PLANNING ORGANIZATION
TRANSPORTATION IMPROVEMENT PROGRAM
PRIMARY STATE HIGHWAYS AND INTERMODAL



HIGHWAYS

MPO Project Num: **DT2506082**
 LRTP Ref.: C-9
 County: DIST/ST-WIDE
 Roadway ID:
 Lanes Exist: 0
 Lanes Improved: 0
 Lanes Added: 0
 Project Length: .000
 District: 06

Project Description: **DISTRICTWIDE AERIAL PHOTOGRAPHY**

Type of Work: **PRELIMINARY ENGINEERING**

SIS or Non-SIS: **No**

Extra Description:

		Proposed Funding (in \$000s)							
PHASE :	Funding Source	<2016	2015 - 2016	2016 - 2017	2017 - 2018	2018 - 2019	2019 - 2020	>2020	All Years
PRELIMINARY ENGINEERING	DS	100	100	200	200	200	200	0	1,000
	Total	100	100	200	200	200	200	0	1,000

RESPONSIBLE AGENCY: Florida Department of Transportation District 6

Item Segment TOTAL ALL Years ALL Phases: 1,000

Item Number: 250608

Item TOTAL ALL Years ALL Phases All Segments: 9,318

MIAMI-DADE METROPOLITAN PLANNING ORGANIZATION
TRANSPORTATION IMPROVEMENT PROGRAM
PRIMARY STATE HIGHWAYS AND INTERMODAL



HIGHWAYS

MPO Project Num: **DT2506101**
LRTP Ref.: C-9
County: DIST/ST-WIDE
Roadway ID:
Lanes Exist: 0
Lanes Improved: 0
Lanes Added: 0
Project Length: .000
District: 06

Project Description: **DISTRICTWIDE LANDSCAPE DESIGN
CONSULTANT & JPA**

Type of Work: **LANDSCAPING**

SIS or Non-SIS: **No**

Extra Description:

		Proposed Funding (in \$000s)							
PHASE :	Funding Source	<2016	2015 - 2016	2016 - 2017	2017 - 2018	2018 - 2019	2019 - 2020	>2020	All Years
P D & E	DIH	97	0	0	0	0	0	0	97
P D & E	DS	1,600	0	0	0	0	0	0	1,600
	Total	1,697	0	0	0	0	0	0	1,697
PRELIMINARY ENGINEERING	DIH	78	0	0	0	0	0	0	78
PRELIMINARY ENGINEERING	DS	1,098	0	0	0	0	0	0	1,098
	Total	1,176	0	0	0	0	0	0	1,176
CONSTRUCTION	DIH	25	10	0	0	0	0	0	35
CONSTRUCTION	DIH	2	0	0	0	0	0	0	2
CONSTRUCTION	DS	4,329	250	250	0	0	0	0	4,829
CONSTRUCTION	DS	35	10	0	0	0	0	0	45
	Total	4,391	270	250	0	0	0	0	4,911

RESPONSIBLE AGENCY: Florida Department of Transportation District 6

Item Segment TOTAL ALL Years ALL Phases: 7,784

Item Number: 250610

Item TOTAL ALL Years ALL Phases All Segments: 8,534

MIAMI-DADE METROPOLITAN PLANNING ORGANIZATION
TRANSPORTATION IMPROVEMENT PROGRAM
PRIMARY STATE HIGHWAYS AND INTERMODAL



HIGHWAYS

MPO Project Num: **DT2506104**
LRTP Ref.: C-9
County: DIST/ST-WIDE
Roadway ID:
Lanes Exist: 0
Lanes Improved: 0
Lanes Added: 0
Project Length: .000
District: 06

Project Description: **DISTRICTWIDE LANDSCAPE DESIGN
CONSULTANT & JPA**

Type of Work: **LANDSCAPING**

SIS or Non-SIS: **No**

Extra Description:

		Proposed Funding (in \$000s)							
PHASE :	Funding Source	<2016	2015 - 2016	2016 - 2017	2017 - 2018	2018 - 2019	2019 - 2020	>2020	All Years
CONSTRUCTION	DS	0	0	0	250	250	250	0	750
	Total	0	0	0	250	250	250	0	750

RESPONSIBLE AGENCY: Florida Department of Transportation District 6

Item Segment TOTAL ALL Years ALL Phases: 750

Item Number: 250610

Item TOTAL ALL Years ALL Phases All Segments: 8,534

MIAMI-DADE METROPOLITAN PLANNING ORGANIZATION
TRANSPORTATION IMPROVEMENT PROGRAM
PRIMARY STATE HIGHWAYS AND INTERMODAL



HIGHWAYS

MPO Project Num: **DT2506211**
LRTP Ref.: C-9
County: DIST/ST-WIDE
Roadway ID:
Lanes Exist: 0
Lanes Improved: 0
Lanes Added: 0
Project Length: .000
District: 06

Project Description: **D/W PROPERTY MGT. BY DIST. R/W
ADMIN.**

Type of Work: **RIGHT OF WAY ACTIVITIES**

SIS or Non-SIS: **No**

Extra Description:

		Proposed Funding (in \$000s)							
PHASE :	Funding Source	<2016	2015 - 2016	2016 - 2017	2017 - 2018	2018 - 2019	2019 - 2020	>2020	All Years
RIGHT OF WAY	BNIR	33	0	0	0	0	0	0	33
RIGHT OF WAY	DS	2,989	150	150	150	150	150	0	3,739
RIGHT OF WAY	DDR	134	0	0	0	0	0	0	134
RIGHT OF WAY	BNDS	8	0	0	0	0	0	0	8
RIGHT OF WAY	BNCA	3	0	0	0	0	0	0	3
RIGHT OF WAY	DIH	2,367	150	150	150	150	150	0	3,117
	Total	5,535	300	300	300	300	300	0	7,035

RESPONSIBLE AGENCY: Florida Department of Transportation District 6

Item Segment TOTAL ALL Years ALL Phases: 7,035

Item Number: 250621

Item TOTAL ALL Years ALL Phases All Segments: 13,057

MIAMI-DADE METROPOLITAN PLANNING ORGANIZATION
TRANSPORTATION IMPROVEMENT PROGRAM
PRIMARY STATE HIGHWAYS AND INTERMODAL



HIGHWAYS

MPO Project Num: **DT2506221**
LRTP Ref.: NA
County: DIST/ST-WIDE
Roadway ID:
Lanes Exist: 0
Lanes Improved: 0
Lanes Added: 0
Project Length: .000
District: 06

Project Description: **DISTRICTWIDE PD&E AND TRAFFIC CONSULTANT**

Type of Work: **PD&E/EMO STUDY**

SIS or Non-SIS: **No**

Extra Description:

PHASE :	Funding Source	Proposed Funding (in \$000s)							All Years
		<2016	2015 - 2016	2016 - 2017	2017 - 2018	2018 - 2019	2019 - 2020	>2020	
P D & E		4,422	0	0	0	0	0	0	4,422
	Total	4,422	0	0	0	0	0	0	4,422

RESPONSIBLE AGENCY: Florida Department of Transportation District 6

Item Segment TOTAL ALL Years ALL Phases: 4,422

Item Number: 250622

Item TOTAL ALL Years ALL Phases All Segments: 12,615

MPO Project Num: **DT2506222**
LRTP Ref.: NA
County: DIST/ST-WIDE
Roadway ID:
Lanes Exist: 0
Lanes Improved: 0
Lanes Added: 0
Project Length: .000
District: 06

Project Description: **DISTRICTWIDE PD&E AND TRAFFIC CONSULTANT**

Type of Work: **PD&E/EMO STUDY**

SIS or Non-SIS: **No**

Extra Description:

PHASE :	Funding Source	Proposed Funding (in \$000s)							All Years
		<2016	2015 - 2016	2016 - 2017	2017 - 2018	2018 - 2019	2019 - 2020	>2020	
P D & E		2,561	0	0	0	0	0	0	2,561
	Total	2,561	0	0	0	0	0	0	2,561

RESPONSIBLE AGENCY: Florida Department of Transportation District 6

Item Segment TOTAL ALL Years ALL Phases: 2,561

Item Number: 250622

Item TOTAL ALL Years ALL Phases All Segments: 12,615

MIAMI-DADE METROPOLITAN PLANNING ORGANIZATION
TRANSPORTATION IMPROVEMENT PROGRAM
PRIMARY STATE HIGHWAYS AND INTERMODAL



HIGHWAYS

MPO Project Num: **DT2506224**
 LRTP Ref.: C-9
 County: DIST/ST-WIDE
 Roadway ID:
 Lanes Exist: 0
 Lanes Improved: 0
 Lanes Added: 0
 Project Length: .000
 District: 06

Project Description: **D/W PD&E CONSULTANT SUPPORT**

Type of Work: **PD&E/EMO STUDY**

SIS or Non-SIS: **No**

Extra Description:

		Proposed Funding (in \$000s)							
PHASE :	Funding Source	<2016	2015 - 2016	2016 - 2017	2017 - 2018	2018 - 2019	2019 - 2020	>2020	All Years
P D & E	DIH	60	50	60	50	50	50	0	320
P D & E	DS	900	300	350	300	300	300	0	2,450
	Total	961	350	410	350	350	350	0	2,771

RESPONSIBLE AGENCY: Florida Department of Transportation District 6

Item Segment TOTAL ALL Years ALL Phases: 2,771

Item Number: 250622

Item TOTAL ALL Years ALL Phases All Segments: 12,615

MIAMI-DADE METROPOLITAN PLANNING ORGANIZATION
TRANSPORTATION IMPROVEMENT PROGRAM
PRIMARY STATE HIGHWAYS AND INTERMODAL



HIGHWAYS

MPO Project Num: **DT2506225**
LRTP Ref.: **C-9**
County: **DIST/ST-WIDE**
Roadway ID:
Lanes Exist: **0**
Lanes Improved: **0**
Lanes Added: **0**
Project Length: **.000**
District: **06**

Project Description: **D/W PD&E CONSULTANT SUPPORT**

Type of Work: **PD&E/EMO STUDY**

SIS or Non-SIS: **No**

Extra Description:

		Proposed Funding (in \$000s)							
PHASE :	Funding Source	<2016	2015 - 2016	2016 - 2017	2017 - 2018	2018 - 2019	2019 - 2020	>2020	All Years
P D & E	DS	944	300	350	300	300	300	0	2,494
P D & E	DIH	41	50	60	50	50	50	0	301
	Total	985	350	410	350	350	350	0	2,795

RESPONSIBLE AGENCY: Florida Department of Transportation District 6

Item Segment TOTAL ALL Years ALL Phases: 2,795

Item Number: 250622

Item TOTAL ALL Years ALL Phases All Segments: 12,615

MIAMI-DADE METROPOLITAN PLANNING ORGANIZATION
TRANSPORTATION IMPROVEMENT PROGRAM
PRIMARY STATE HIGHWAYS AND INTERMODAL



HIGHWAYS

MPO Project Num: **DT2506261**
LRTP Ref.: C-9
County: DIST/ST-WIDE
Roadway ID:
Lanes Exist:
Lanes Improved:
Lanes Added:
Project Length: .000
District: 06

Project Description: **DISTRICTWIDE TRAFFIC OPERATIONS**

Type of Work: **TRAFFIC OPS IMPROVEMENT**

SIS or Non-SIS: **No**

Extra Description:

PHASE :	Funding Source	Proposed Funding (in \$000s)							All Years
		<2016	2015 - 2016	2016 - 2017	2017 - 2018	2018 - 2019	2019 - 2020	>2020	
PRELIMINARY ENGINEERING	DIH	19,888	1,200	1,200	1,200	1,200	1,200	0	25,888
	Total	19,888	1,200	1,200	1,200	1,200	1,200	0	25,888

RESPONSIBLE AGENCY: Florida Department of Transportation District 6

Item Segment TOTAL ALL Years ALL Phases: 25,888

Item Number: 250626

Item TOTAL ALL Years ALL Phases All Segments: 25,888

MPO Project Num: **DT2506291**
LRTP Ref.: NA
County: DIST/ST-WIDE
Roadway ID:
Lanes Exist: 0
Lanes Improved: 0
Lanes Added: 0
Project Length: .000
District: 06

Project Description: **DISTRICTWIDE PUSH BUTTON DESIGN CONSULTANT**

Type of Work: **PRELIMINARY ENGINEERING**

SIS or Non-SIS: **No**

Extra Description:

PHASE :	Funding Source	Proposed Funding (in \$000s)							All Years
		<2016	2015 - 2016	2016 - 2017	2017 - 2018	2018 - 2019	2019 - 2020	>2020	
PRELIMINARY ENGINEERING		1,706	0	0	0	0	0	0	1,706
	Total	1,706	0	0	0	0	0	0	1,706

RESPONSIBLE AGENCY: Florida Department of Transportation District 6

Item Segment TOTAL ALL Years ALL Phases: 1,706

Item Number: 250629

Item TOTAL ALL Years ALL Phases All Segments: 6,205

MIAMI-DADE METROPOLITAN PLANNING ORGANIZATION
TRANSPORTATION IMPROVEMENT PROGRAM
PRIMARY STATE HIGHWAYS AND INTERMODAL



HIGHWAYS

MPO Project Num: **DT2506292**
 LRTP Ref.: **NA**
 County: **DIST/ST-WIDE**
 Roadway ID:
 Lanes Exist: **0**
 Lanes Improved: **0**
 Lanes Added: **0**
 Project Length: **.000**
 District: **06**

Project Description: **D/W TRAFFIC OPS DESIGN CONSULTANT**

Type of Work: **TRAFFIC OPS IMPROVEMENT**

SIS or Non-SIS: **No**

Extra Description:

PHASE :	Funding Source	Proposed Funding (in \$000s)							
		<2016	2015 - 2016	2016 - 2017	2017 - 2018	2018 - 2019	2019 - 2020	>2020	All Years
PRELIMINARY ENGINEERING		1,781	0	0	0	0	0	0	1,781
	Total	1,781	0	0	0	0	0	0	1,781
RIGHT OF WAY		2	0	0	0	0	0	0	2
	Total	2	0	0	0	0	0	0	2

RESPONSIBLE AGENCY: Florida Department of Transportation District 6

Item Segment TOTAL ALL Years ALL Phases: **1,783**

Item Number: 250629

Item TOTAL ALL Years ALL Phases All Segments: **6,205**

MIAMI-DADE METROPOLITAN PLANNING ORGANIZATION
TRANSPORTATION IMPROVEMENT PROGRAM
PRIMARY STATE HIGHWAYS AND INTERMODAL



HIGHWAYS

MPO Project Num: **DT2506293**
 LRTP Ref.: C-9
 County: DIST/ST-WIDE
 Roadway ID:
 Lanes Exist: 0
 Lanes Improved: 0
 Lanes Added: 0
 Project Length: .000
 District: 06

Project Description: **D/W TRAFFIC OPS DESIGN CONSULTANT**

Type of Work: **TRAFFIC OPS IMPROVEMENT**

SIS or Non-SIS: **No**

Extra Description:

		Proposed Funding (in \$000s)							
PHASE :	Funding Source	<2016	2015 - 2016	2016 - 2017	2017 - 2018	2018 - 2019	2019 - 2020	>2020	All Years
PRELIMINARY ENGINEERING	DIH	74	18	18	7	0	0	0	117
PRELIMINARY ENGINEERING	DS	833	350	322	0	0	0	0	1,505
	Total	907	368	340	7	0	0	0	1,622

RESPONSIBLE AGENCY: Florida Department of Transportation District 6

Item Segment TOTAL ALL Years ALL Phases: 1,622

Item Number: 250629

Item TOTAL ALL Years ALL Phases All Segments: 6,205

MIAMI-DADE METROPOLITAN PLANNING ORGANIZATION
TRANSPORTATION IMPROVEMENT PROGRAM
PRIMARY STATE HIGHWAYS AND INTERMODAL



HIGHWAYS

MPO Project Num: **DT2506294**
 LRTP Ref.: C-9
 County: DIST/ST-WIDE
 Roadway ID:
 Lanes Exist: 0
 Lanes Improved: 0
 Lanes Added: 0
 Project Length: .000
 District: 06

Project Description: **D/W TRAFFIC OPS DESIGN CONSULTANT**

Type of Work: **TRAFFIC OPS IMPROVEMENT**

SIS or Non-SIS: **No**

Extra Description:

		Proposed Funding (in \$000s)							
PHASE :	Funding Source	<2016	2015 - 2016	2016 - 2017	2017 - 2018	2018 - 2019	2019 - 2020	>2020	All Years
PRELIMINARY ENGINEERING	DS	0	0	0	350	350	350	0	1,050
PRELIMINARY ENGINEERING	DIH	0	0	0	9	18	18	0	45
	Total	0	0	0	359	368	368	0	1,095

RESPONSIBLE AGENCY: Florida Department of Transportation District 6

Item Segment TOTAL ALL Years ALL Phases: 1,095

Item Number: 250629

Item TOTAL ALL Years ALL Phases All Segments: 6,205

MIAMI-DADE METROPOLITAN PLANNING ORGANIZATION
TRANSPORTATION IMPROVEMENT PROGRAM
PRIMARY STATE HIGHWAYS AND INTERMODAL



HIGHWAYS

MPO Project Num: **DT2506331**
LRTP Ref.: **NA**
County: **DIST/ST-WIDE**
Roadway ID:
Lanes Exist: **0**
Lanes Improved: **0**
Lanes Added: **0**
Project Length: **.000**
District: **06**

Project Description: **DISTRICTWIDE CONSTRUCTABILITY
REVIEW CONSULTANT**

Type of Work: **PRELIMINARY ENGINEERING**

SIS or Non-SIS: **No**

Extra Description:

PHASE :	Funding Source	Proposed Funding (in \$000s)							All Years
		<2016	2015 - 2016	2016 - 2017	2017 - 2018	2018 - 2019	2019 - 2020	>2020	
PRELIMINARY ENGINEERING		5,095	0	0	0	0	0	0	5,095
	Total	5,095	0	0	0	0	0	0	5,095

RESPONSIBLE AGENCY: **Florida Department of Transportation District 6**

Item Segment **TOTAL ALL Years ALL Phases:** **5,095**

Item Number: **250633**

Item **TOTAL ALL Years ALL Phases All Segments:** **7,838**

MPO Project Num: **DT2506332**
LRTP Ref.: **C-9**
County: **DIST/ST-WIDE**
Roadway ID:
Lanes Exist: **0**
Lanes Improved: **0**
Lanes Added: **0**
Project Length: **.000**
District: **06**

Project Description: **DISTRICTWIDE CONSTRUCTABILITY
REVIEW CONSULTANT**

Type of Work: **PRELIMINARY ENGINEERING**

SIS or Non-SIS: **No**

Extra Description:

PHASE :	Funding Source	Proposed Funding (in \$000s)							All Years
		<2016	2015 - 2016	2016 - 2017	2017 - 2018	2018 - 2019	2019 - 2020	>2020	
PRELIMINARY ENGINEERING	DS	300	300	300	300	300	0	0	1,500
	Total	300	300	300	300	300	0	0	1,500

RESPONSIBLE AGENCY: **Florida Department of Transportation District 6**

Item Segment **TOTAL ALL Years ALL Phases:** **1,500**

Item Number: **250633**

Item **TOTAL ALL Years ALL Phases All Segments:** **7,838**

MIAMI-DADE METROPOLITAN PLANNING ORGANIZATION
TRANSPORTATION IMPROVEMENT PROGRAM
PRIMARY STATE HIGHWAYS AND INTERMODAL



HIGHWAYS

MPO Project Num: **DT2506333**
LRTP Ref.: C-9
County: DIST/ST-WIDE
Roadway ID:
Lanes Exist: 0
Lanes Improved: 0
Lanes Added: 0
Project Length: .000
District: 06

Project Description: **DISTRICTWIDE CONSTRUCTABILITY
REVIEW & CLAIM ANALYSIS CONSULT**

Type of Work: **PRELIMINARY ENGINEERING**

SIS or Non-SIS: **No**

Extra Description:

		Proposed Funding (in \$000s)							
PHASE :	Funding Source	<2016	2015 - 2016	2016 - 2017	2017 - 2018	2018 - 2019	2019 - 2020	>2020	All Years
PRELIMINARY ENGINEERING	DS	192	0	0	0	100	50	0	342
	Total	192	0	0	0	100	50	0	342

RESPONSIBLE AGENCY: Florida Department of Transportation District 6

Item Segment TOTAL ALL Years ALL Phases: 342

Item Number: 250633

Item TOTAL ALL Years ALL Phases All Segments: 7,838

MPO Project Num: **DT2506334**
LRTP Ref.: C-9
County: DIST/ST-WIDE
Roadway ID:
Lanes Exist:
Lanes Improved:
Lanes Added:
Project Length: .000
District: 06

Project Description: **DISTRICTWIDE CONSTRUCTABILITY
REVIEW & CLAIM ANALYSIS
CONSULTANT**

Type of Work: **PRELIMINARY ENGINEERING**

SIS or Non-SIS: **No**

Extra Description:

		Proposed Funding (in \$000s)							
PHASE :	Funding Source	<2016	2015 - 2016	2016 - 2017	2017 - 2018	2018 - 2019	2019 - 2020	>2020	All Years
PRELIMINARY ENGINEERING	DS	0	0	0	300	300	300	0	900
	Total	0	0	0	300	300	300	0	900

RESPONSIBLE AGENCY: Florida Department of Transportation District 6

Item Segment TOTAL ALL Years ALL Phases: 900

Item Number: 250633

Item TOTAL ALL Years ALL Phases All Segments: 7,838

MIAMI-DADE METROPOLITAN PLANNING ORGANIZATION
TRANSPORTATION IMPROVEMENT PROGRAM
PRIMARY STATE HIGHWAYS AND INTERMODAL



HIGHWAYS

MPO Project Num: **DT2506351**
LRTP Ref.: C-9
County: DIST/ST-WIDE
Roadway ID:
Lanes Exist: 0
Lanes Improved: 0
Lanes Added: 0
Project Length: .000
District: 06

Project Description: **DISTRICTWIDE CULTURAL RESOURCE
ASSESSMENT CONSULTANT**

Type of Work: **ENVIRONMENTAL TEST/MITIGATE**

SIS or Non-SIS: **No**

Extra Description:

		Proposed Funding (in \$000s)							
PHASE :	Funding Source	<2016	2015 - 2016	2016 - 2017	2017 - 2018	2018 - 2019	2019 - 2020	>2020	All Years
P D & E	DIH	224	0	0	0	0	0	0	224
P D & E	DS	3,030	300	0	0	0	0	0	3,330
	Total	3,254	300	0	0	0	0	0	3,554

RESPONSIBLE AGENCY: Florida Department of Transportation District 6

Item Segment TOTAL ALL Years ALL Phases: 3,554

Item Number: 250635

Item TOTAL ALL Years ALL Phases All Segments: 5,061

MIAMI-DADE METROPOLITAN PLANNING ORGANIZATION
TRANSPORTATION IMPROVEMENT PROGRAM
PRIMARY STATE HIGHWAYS AND INTERMODAL



HIGHWAYS

MPO Project Num: **DT2506352**
LRTP Ref.: NA
County: DIST/ST-WIDE
Roadway ID:
Lanes Exist: 0
Lanes Improved: 0
Lanes Added: 0
Project Length: .000
District: 06

Project Description: **D/W CULTURAL RESOURCE
MANAGEMENT PLAN**

Type of Work: **ENVIRONMENTAL TEST/MITIGATE**

SIS or Non-SIS: **No**

Extra Description:

		Proposed Funding (in \$000s)							
PHASE :	Funding Source	<2016	2015 - 2016	2016 - 2017	2017 - 2018	2018 - 2019	2019 - 2020	>2020	All Years
P D & E		107	0	0	0	0	0	0	107
	Total	107	0	0	0	0	0	0	107

RESPONSIBLE AGENCY: Florida Department of Transportation District 6

Item Segment TOTAL ALL Years ALL Phases: 107

Item Number: 250635

Item TOTAL ALL Years ALL Phases All Segments: 5,061

MIAMI-DADE METROPOLITAN PLANNING ORGANIZATION
TRANSPORTATION IMPROVEMENT PROGRAM
PRIMARY STATE HIGHWAYS AND INTERMODAL



HIGHWAYS

MPO Project Num: **DT2506353**
 LRTP Ref.: C-9
 County: DIST/ST-WIDE
 Roadway ID:
 Lanes Exist: 0
 Lanes Improved: 0
 Lanes Added: 0
 Project Length: .000
 District: 06

Project Description: **D/W CULTURAL RESOURCE
ASSESSMENT CONSULTANT**

Type of Work: **ENVIRONMENTAL TEST/MITIGATE**

SIS or Non-SIS: **No**

Extra Description:

		Proposed Funding (in \$000s)							
PHASE :	Funding Source	<2016	2015 - 2016	2016 - 2017	2017 - 2018	2018 - 2019	2019 - 2020	>2020	All Years
P D & E	DS	0	50	300	300	350	300	0	1,300
P D & E	DIH	0	20	20	20	20	20	0	100
	Total	0	70	320	320	370	320	0	1,400

RESPONSIBLE AGENCY: Florida Department of Transportation District 6

Item Segment TOTAL ALL Years ALL Phases: 1,400

Item Number: 250635

Item TOTAL ALL Years ALL Phases All Segments: 5,061

MIAMI-DADE METROPOLITAN PLANNING ORGANIZATION
TRANSPORTATION IMPROVEMENT PROGRAM
PRIMARY STATE HIGHWAYS AND INTERMODAL



HIGHWAYS

MPO Project Num: **DT2506471**
 LRTP Ref.: NA
 County: DIST/ST-WIDE
 Roadway ID:
 Lanes Exist: 0
 Lanes Improved: 0
 Lanes Added: 0
 Project Length: .000
 District: 06

Project Description: **DISTRICTWIDE REPAIR/REHAB PLANS
PREPARATION**

Type of Work: **BRIDGE-REPAIR/REHABILITATION**

SIS or Non-SIS: **No**

Extra Description:

		Proposed Funding (in \$000s)							
PHASE :	Funding Source	<2016	2015 - 2016	2016 - 2017	2017 - 2018	2018 - 2019	2019 - 2020	>2020	All Years
PRELIMINARY ENGINEERING		543	0	0	0	0	0	0	543
	Total	543	0	0	0	0	0	0	543

RESPONSIBLE AGENCY: Florida Department of Transportation District 6

Item Segment TOTAL ALL Years ALL Phases: 543

Item Number: 250647

Item TOTAL ALL Years ALL Phases All Segments: 1,843

MIAMI-DADE METROPOLITAN PLANNING ORGANIZATION
TRANSPORTATION IMPROVEMENT PROGRAM
PRIMARY STATE HIGHWAYS AND INTERMODAL



HIGHWAYS

MPO Project Num: **DT2506472**
 LRTP Ref.: C-9
 County: DIST/ST-WIDE
 Roadway ID:
 Lanes Exist: 0
 Lanes Improved: 0
 Lanes Added: 0
 Project Length: .000
 District: 06

Project Description: **DISTRICTWIDE REPAIR/REHAB PLANS
PREPARATION**

Type of Work: **BRIDGE-REPAIR/REHABILITATION** SIS or Non-SIS: **No**

Extra Description:

		Proposed Funding (in \$000s)							
PHASE :	Funding Source	<2016	2015 - 2016	2016 - 2017	2017 - 2018	2018 - 2019	2019 - 2020	>2020	All Years
PRELIMINARY ENGINEERING	DS	100	0	0	0	0	0	0	100
PRELIMINARY ENGINEERING	BRRP	600	0	300	0	0	300	0	1,200
	Total	700	0	300	0	0	300	0	1,300

RESPONSIBLE AGENCY: Florida Department of Transportation District 6

Item Segment TOTAL ALL Years ALL Phases: 1,300

Item Number: 250647

Item TOTAL ALL Years ALL Phases All Segments: 1,843

MIAMI-DADE METROPOLITAN PLANNING ORGANIZATION
TRANSPORTATION IMPROVEMENT PROGRAM
PRIMARY STATE HIGHWAYS AND INTERMODAL



HIGHWAYS

MPO Project Num: **DT2506491**
LRTP Ref.: **C-9**
County: **DIST/ST-WIDE**
Roadway ID:
Lanes Exist: **0**
Lanes Improved: **0**
Lanes Added: **0**
Project Length: **.000**
District: **06**

Project Description: **DISTRICTWIDE PERMITS CONSULTANT**

Type of Work: **ENVIRONMENTAL PERMITS ACQ**

SIS or Non-SIS: **No**

Extra Description:

		Proposed Funding (in \$000s)							
PHASE :	Funding Source	<2016	2015 - 2016	2016 - 2017	2017 - 2018	2018 - 2019	2019 - 2020	>2020	All Years
ENVIRONMENTAL	DS	16	0	0	0	0	0	0	16
	Total	16	0	0	0	0	0	0	16
P D & E	DIH	230	10	0	0	0	0	0	240
P D & E	DS	3,694	200	200	0	0	0	0	4,094
	Total	3,924	210	200	0	0	0	0	4,334

RESPONSIBLE AGENCY: Florida Department of Transportation District 6

Item Segment TOTAL ALL Years ALL Phases: **4,349**

Item Number: 250649

Item TOTAL ALL Years ALL Phases All Segments: **6,364**

MIAMI-DADE METROPOLITAN PLANNING ORGANIZATION
TRANSPORTATION IMPROVEMENT PROGRAM
PRIMARY STATE HIGHWAYS AND INTERMODAL



HIGHWAYS

MPO Project Num: **DT2506492**
LRTP Ref.: C-9
County: DIST/ST-WIDE
Roadway ID:
Lanes Exist: 0
Lanes Improved: 0
Lanes Added: 0
Project Length: .000
District: 06

Project Description: **DISTRICTWIDE PERMITS CONSULTANT**

Type of Work: **ENVIRONMENTAL PERMITS ACQ**

SIS or Non-SIS: **No**

Extra Description:

		Proposed Funding (in \$000s)							
PHASE :	Funding Source	<2016	2015 - 2016	2016 - 2017	2017 - 2018	2018 - 2019	2019 - 2020	>2020	All Years
P D & E	DIH	0	0	10	10	10	10	0	40
P D & E	DS	0	200	200	400	400	400	0	1,600
	Total	0	200	210	410	410	410	0	1,640

RESPONSIBLE AGENCY: Florida Department of Transportation District 6

Item Segment TOTAL ALL Years ALL Phases: 1,640

Item Number: 250649

Item TOTAL ALL Years ALL Phases All Segments: 6,364

MIAMI-DADE METROPOLITAN PLANNING ORGANIZATION
TRANSPORTATION IMPROVEMENT PROGRAM
PRIMARY STATE HIGHWAYS AND INTERMODAL



HIGHWAYS

MPO Project Num: **DT2506501**
LRTP Ref.: NA
County: DIST/ST-WIDE
Roadway ID:
Lanes Exist: 0
Lanes Improved: 0
Lanes Added: 0
Project Length: .000
District: 06

Project Description: **DISTRICTWIDE TRAFFIC OPERATIONS -
OPERATIONAL STUDIES CONSULTANT**

Type of Work: **TRAFFIC ENGINEERING STUDY**

SIS or Non-SIS: **No**

Extra Description:

PHASE :	Funding Source	Proposed Funding (in \$000s)							
		<2016	2015 - 2016	2016 - 2017	2017 - 2018	2018 - 2019	2019 - 2020	>2020	All Years
PRELIMINARY ENGINEERING		2,295	0	0	0	0	0	0	2,295
Total		2,295	0	0	0	0	0	0	2,295

RESPONSIBLE AGENCY: Florida Department of Transportation District 6

Item Segment TOTAL ALL Years ALL Phases: 2,295

Item Number: 250650

Item TOTAL ALL Years ALL Phases All Segments: 4,175

MPO Project Num: **DT2506502**
LRTP Ref.: NA
County: DIST/ST-WIDE
Roadway ID:
Lanes Exist: 0
Lanes Improved: 0
Lanes Added: 0
Project Length: .000
District: 06

Project Description: **DISTRICTWIDE TRAFFIC OPERATIONS -
OPERATIONAL STUDIES CONSULTANT**

Type of Work: **TRAFFIC ENGINEERING STUDY**

SIS or Non-SIS: **No**

Extra Description:

PHASE :	Funding Source	Proposed Funding (in \$000s)							
		<2016	2015 - 2016	2016 - 2017	2017 - 2018	2018 - 2019	2019 - 2020	>2020	All Years
PRELIMINARY ENGINEERING		315	0	0	0	0	0	0	315
Total		315	0	0	0	0	0	0	315

RESPONSIBLE AGENCY: Florida Department of Transportation District 6

Item Segment TOTAL ALL Years ALL Phases: 315

Item Number: 250650

Item TOTAL ALL Years ALL Phases All Segments: 4,175

MIAMI-DADE METROPOLITAN PLANNING ORGANIZATION
TRANSPORTATION IMPROVEMENT PROGRAM
PRIMARY STATE HIGHWAYS AND INTERMODAL



HIGHWAYS

MPO Project Num: **DT2506503**
 LRTP Ref.: C-9
 County: DIST/ST-WIDE
 Roadway ID:
 Lanes Exist: 0
 Lanes Improved: 0
 Lanes Added: 0
 Project Length: .000
 District: 06

Project Description: **DISTRICTWIDE TRAFFIC OPERATIONS
SAFETY STUDIES CONSULTANT**

Type of Work: **TRAFFIC ENGINEERING STUDY**

SIS or Non-SIS: **No**

Extra Description:

		Proposed Funding (in \$000s)							
PHASE :	Funding Source	<2016	2015 - 2016	2016 - 2017	2017 - 2018	2018 - 2019	2019 - 2020	>2020	All Years
PRELIMINARY ENGINEERING	DS	500	200	0	0	0	0	0	700
PRELIMINARY ENGINEERING	DIH	44	3	3	3	0	0	0	53
	Total	544	203	3	3	0	0	0	753

RESPONSIBLE AGENCY: Florida Department of Transportation District 6

Item Segment TOTAL ALL Years ALL Phases: 753

Item Number: 250650

Item TOTAL ALL Years ALL Phases All Segments: 4,175

MIAMI-DADE METROPOLITAN PLANNING ORGANIZATION
TRANSPORTATION IMPROVEMENT PROGRAM
PRIMARY STATE HIGHWAYS AND INTERMODAL



HIGHWAYS

MPO Project Num: **DT2506504**
LRTP Ref.: C-9
County: DIST/ST-WIDE
Roadway ID:
Lanes Exist: 0
Lanes Improved: 0
Lanes Added: 0
Project Length: .000
District: 06

Project Description: **DISTRICTWIDE TRAFFIC OPERATIONS -
SAFETY STUDIES CONSULTANT**

Type of Work: **TRAFFIC ENGINEERING STUDY**

SIS or Non-SIS: **No**

Extra Description:

		Proposed Funding (in \$000s)							
PHASE :	Funding Source	<2016	2015 - 2016	2016 - 2017	2017 - 2018	2018 - 2019	2019 - 2020	>2020	All Years
PRELIMINARY ENGINEERING	DIH	0	3	3	3	3	0	0	12
PRELIMINARY ENGINEERING	DS	0	0	200	200	200	200	0	800
	Total	0	3	203	203	203	200	0	812

RESPONSIBLE AGENCY: Florida Department of Transportation District 6

Item Segment TOTAL ALL Years ALL Phases: 812

Item Number: 250650

Item TOTAL ALL Years ALL Phases All Segments: 4,175

MIAMI-DADE METROPOLITAN PLANNING ORGANIZATION
TRANSPORTATION IMPROVEMENT PROGRAM
PRIMARY STATE HIGHWAYS AND INTERMODAL



HIGHWAYS

MPO Project Num: **DT2506541**
 LRTP Ref.: C-9
 County: DIST/ST-WIDE
 Roadway ID:
 Lanes Exist: 0
 Lanes Improved: 0
 Lanes Added: 0
 Project Length: .000
 District: 06

Project Description: **DISTRICTWIDE COMMUNITY SAFETY**

Type of Work: **SAFETY PROJECT**

SIS or Non-SIS: **No**

Extra Description:

		Proposed Funding (in \$000s)							
PHASE :	Funding Source	<2016	2015 - 2016	2016 - 2017	2017 - 2018	2018 - 2019	2019 - 2020	>2020	All Years
PRELIMINARY ENGINEERING	SS	64	0	0	0	0	0	0	64
PRELIMINARY ENGINEERING	DIH	71	0	0	0	0	0	0	71
PRELIMINARY ENGINEERING	NHTS	550	50	50	50	50	50	0	800
Total		685	50	50	50	50	50	0	935

RESPONSIBLE AGENCY: Florida Department of Transportation District 6

Item Segment TOTAL ALL Years ALL Phases: 935

Item Number: 250654

Item TOTAL ALL Years ALL Phases All Segments: 935

MIAMI-DADE METROPOLITAN PLANNING ORGANIZATION
TRANSPORTATION IMPROVEMENT PROGRAM
PRIMARY STATE HIGHWAYS AND INTERMODAL



HIGHWAYS

MPO Project Num: **DT2506621**
 LRTP Ref.: **NA**
 County: **DIST/ST-WIDE**
 Roadway ID:
 Lanes Exist: **0**
 Lanes Improved: **0**
 Lanes Added: **0**
 Project Length: **.000**
 District: **06**

Project Description: **DISTRICTWIDE TRAFFIC OPERATIONS
SAFETY CONSULTANT STUDIES**

Type of Work: **TRAFFIC ENGINEERING STUDY**

SIS or Non-SIS: **No**

Extra Description:

PHASE :	Funding Source	Proposed Funding (in \$000s)							
		<2016	2015 - 2016	2016 - 2017	2017 - 2018	2018 - 2019	2019 - 2020	>2020	All Years
PRELIMINARY ENGINEERING		325	0	0	0	0	0	0	325
PRELIMINARY ENGINEERING		276	0	0	0	0	0	0	276
PRELIMINARY ENGINEERING		51	0	0	0	0	0	0	51
Total		652	0	0	0	0	0	0	652

RESPONSIBLE AGENCY: Florida Department of Transportation District 6

Item Segment TOTAL ALL Years ALL Phases: **652**

Item Number: 250662

Item TOTAL ALL Years ALL Phases All Segments: **5,261**

MIAMI-DADE METROPOLITAN PLANNING ORGANIZATION
TRANSPORTATION IMPROVEMENT PROGRAM
PRIMARY STATE HIGHWAYS AND INTERMODAL



HIGHWAYS

MPO Project Num: **DT2506622**
 LRTP Ref.: **NA**
 County: **DIST/ST-WIDE**
 Roadway ID:
 Lanes Exist: **0**
 Lanes Improved: **0**
 Lanes Added: **0**
 Project Length: **.000**
 District: **06**

Project Description: **DISTRICTWIDE TRAFFIC OPERATIONS
SAFETY CONSULTANT STUDIES**

Type of Work: **TRAFFIC ENGINEERING STUDY**

SIS or Non-SIS: **No**

Extra Description:

PHASE :	Funding Source	Proposed Funding (in \$000s)							
		<2016	2015 - 2016	2016 - 2017	2017 - 2018	2018 - 2019	2019 - 2020	>2020	All Years
PRELIMINARY ENGINEERING		1,771	0	0	0	0	0	0	1,771
	Total	1,771	0	0	0	0	0	0	1,771

RESPONSIBLE AGENCY: **Florida Department of Transportation District 6**

Item Segment TOTAL ALL Years ALL Phases: **1,771**

Item Number: **250662**

Item TOTAL ALL Years ALL Phases All Segments: **5,261**

MIAMI-DADE METROPOLITAN PLANNING ORGANIZATION
TRANSPORTATION IMPROVEMENT PROGRAM
PRIMARY STATE HIGHWAYS AND INTERMODAL



HIGHWAYS

MPO Project Num: **DT2506623**
 LRTP Ref.: C-9
 County: DIST/ST-WIDE
 Roadway ID:
 Lanes Exist: 0
 Lanes Improved: 0
 Lanes Added: 0
 Project Length: .000
 District: 06

Project Description: **DISTRICTWIDE TRAFFIC OPERATIONS
SAFETY STUDIES CONSULTANT**

Type of Work: **TRAFFIC ENGINEERING STUDY**

SIS or Non-SIS: **No**

Extra Description:

		Proposed Funding (in \$000s)							
PHASE :	Funding Source	<2016	2015 - 2016	2016 - 2017	2017 - 2018	2018 - 2019	2019 - 2020	>2020	All Years
PRELIMINARY ENGINEERING	DIH	15	4	1	0	0	0	0	20
PRELIMINARY ENGINEERING	DS	1,150	400	0	0	0	0	0	1,550
	Total	1,165	404	1	0	0	0	0	1,570

RESPONSIBLE AGENCY: Florida Department of Transportation District 6

Item Segment TOTAL ALL Years ALL Phases: 1,570

Item Number: 250662

Item TOTAL ALL Years ALL Phases All Segments: 5,261

MIAMI-DADE METROPOLITAN PLANNING ORGANIZATION
TRANSPORTATION IMPROVEMENT PROGRAM
PRIMARY STATE HIGHWAYS AND INTERMODAL



HIGHWAYS

MPO Project Num: **DT2506624**
 LRTP Ref.: C-9
 County: DIST/ST-WIDE
 Roadway ID:
 Lanes Exist: 0
 Lanes Improved: 0
 Lanes Added: 0
 Project Length: .000
 District: 06

Project Description: **DISTRICTWIDE TRAFFIC OPERATIONS
SAFETY STUDIES CONSULTANT**

Type of Work: **TRAFFIC ENGINEERING STUDY**

SIS or Non-SIS: **No**

Extra Description:

		Proposed Funding (in \$000s)							
PHASE :	Funding Source	<2016	2015 - 2016	2016 - 2017	2017 - 2018	2018 - 2019	2019 - 2020	>2020	All Years
PRELIMINARY ENGINEERING	DIH	0	0	6	6	6	0	0	18
PRELIMINARY ENGINEERING	DS	0	0	350	300	300	300	0	1,250
	Total	0	0	356	306	306	300	0	1,268

RESPONSIBLE AGENCY: Florida Department of Transportation District 6

Item Segment TOTAL ALL Years ALL Phases: 1,268

Item Number: 250662

Item TOTAL ALL Years ALL Phases All Segments: 5,261

MIAMI-DADE METROPOLITAN PLANNING ORGANIZATION
TRANSPORTATION IMPROVEMENT PROGRAM
PRIMARY STATE HIGHWAYS AND INTERMODAL



HIGHWAYS

MPO Project Num: **DT2506681**
 LRTP Ref.: **NA**
 County: **DIST/ST-WIDE**
 Roadway ID:
 Lanes Exist: **0**
 Lanes Improved: **0**
 Lanes Added: **0**
 Project Length: **.000**
 District: **06**

Project Description: **DISTRICTWIDE MITIGATION SITE
MAINTENANCE**

Type of Work: **ENVIRONMENTAL TEST/MITIGATE**

SIS or Non-SIS: **No**

Extra Description:

		Proposed Funding (in \$000s)							
PHASE :	Funding Source	<2016	2015 - 2016	2016 - 2017	2017 - 2018	2018 - 2019	2019 - 2020	>2020	All Years
P D & E		5,272	0	0	0	0	0	0	5,272
	Total	5,272	0	0	0	0	0	0	5,272

RESPONSIBLE AGENCY: **Florida Department of Transportation District 6**

Item Segment TOTAL ALL Years ALL Phases: **5,272**

Item Number: **250668**

Item TOTAL ALL Years ALL Phases All Segments: **6,915**

MIAMI-DADE METROPOLITAN PLANNING ORGANIZATION
TRANSPORTATION IMPROVEMENT PROGRAM
PRIMARY STATE HIGHWAYS AND INTERMODAL



HIGHWAYS

MPO Project Num: **DT2506682**
LRTP Ref.: C-9
County: DIST/ST-WIDE
Roadway ID:
Lanes Exist: 0
Lanes Improved: 0
Lanes Added: 0
Project Length: .000
District: 06

Project Description: **DISTRICTWIDE MITIGATION SITE
MAINTENANCE**

Type of Work: **ENVIRONMENTAL TEST/MITIGATE**

SIS or Non-SIS: **No**

Extra Description:

		Proposed Funding (in \$000s)							
PHASE :	Funding Source	<2016	2015 - 2016	2016 - 2017	2017 - 2018	2018 - 2019	2019 - 2020	>2020	All Years
P D & E	DIH	68	5	5	5	5	5	0	93
P D & E	DS	500	200	200	250	200	200	0	1,550
	Total	568	205	205	255	205	205	0	1,643

RESPONSIBLE AGENCY: Florida Department of Transportation District 6

Item Segment TOTAL ALL Years ALL Phases: 1,643

Item Number: 250668

Item TOTAL ALL Years ALL Phases All Segments: 6,915

MIAMI-DADE METROPOLITAN PLANNING ORGANIZATION
TRANSPORTATION IMPROVEMENT PROGRAM
PRIMARY STATE HIGHWAYS AND INTERMODAL



HIGHWAYS

MPO Project Num: **DT2506731**
LRTP Ref.: **NA**
County: **DIST/ST-WIDE**
Roadway ID:
Lanes Exist: **0**
Lanes Improved: **0**
Lanes Added: **0**
Project Length: **.000**
District: **06**

Project Description: **DISTRICTWIDE PUBLIC INVOLVEMENT CONSULTANT**

Type of Work: **PRELIMINARY ENGINEERING**

SIS or Non-SIS: **No**

Extra Description:

PHASE :	Funding Source	Proposed Funding (in \$000s)							All Years
		<2016	2015 - 2016	2016 - 2017	2017 - 2018	2018 - 2019	2019 - 2020	>2020	
PRELIMINARY ENGINEERING		4,977	0	0	0	0	0	0	4,977
Total		4,977	0	0	0	0	0	0	4,977

RESPONSIBLE AGENCY: Florida Department of Transportation District 6

Item Segment TOTAL ALL Years ALL Phases: **4,977**

Item Number: 250673

Item TOTAL ALL Years ALL Phases All Segments: **7,581**

MPO Project Num: **DT2506732**
LRTP Ref.: **NA**
County: **DIST/ST-WIDE**
Roadway ID:
Lanes Exist: **0**
Lanes Improved: **0**
Lanes Added: **0**
Project Length: **.000**
District: **06**

Project Description: **DISTRICTWIDE PUBLIC INVOLVEMENT WEB SITE MANAGEMENT CONSULTANT**

Type of Work: **PRELIMINARY ENGINEERING**

SIS or Non-SIS: **No**

Extra Description:

PHASE :	Funding Source	Proposed Funding (in \$000s)							All Years
		<2016	2015 - 2016	2016 - 2017	2017 - 2018	2018 - 2019	2019 - 2020	>2020	
PRELIMINARY ENGINEERING		0	0	0	0	0	0	0	0
Total		0	0	0	0	0	0	0	0

RESPONSIBLE AGENCY: Florida Department of Transportation District 6

Item Segment TOTAL ALL Years ALL Phases: **0**

Item Number: 250673

Item TOTAL ALL Years ALL Phases All Segments: **7,581**

MIAMI-DADE METROPOLITAN PLANNING ORGANIZATION
TRANSPORTATION IMPROVEMENT PROGRAM
PRIMARY STATE HIGHWAYS AND INTERMODAL



HIGHWAYS

MPO Project Num: **DT2506733**
 LRTP Ref.: **C-9**
 County: **DIST/ST-WIDE**
 Roadway ID:
 Lanes Exist: **0**
 Lanes Improved: **0**
 Lanes Added: **0**
 Project Length: **.000**
 District: **06**

Project Description: **DISTRICTWIDE PUBLIC INVOLVEMENT
CONSULTANT**

Type of Work: **PRELIMINARY ENGINEERING**

SIS or Non-SIS: **No**

Extra Description:

		Proposed Funding (in \$000s)							
PHASE :	Funding Source	<2016	2015 - 2016	2016 - 2017	2017 - 2018	2018 - 2019	2019 - 2020	>2020	All Years
PRELIMINARY ENGINEERING	DIH	53	100	100	100	100	100	0	553
PRELIMINARY ENGINEERING	DS	350	300	400	300	300	400	0	2,050
	Total	403	400	500	400	400	500	0	2,603

RESPONSIBLE AGENCY: Florida Department of Transportation District 6

Item Segment TOTAL ALL Years ALL Phases: **2,603**

Item Number: 250673

Item TOTAL ALL Years ALL Phases All Segments: **7,581**

MIAMI-DADE METROPOLITAN PLANNING ORGANIZATION
TRANSPORTATION IMPROVEMENT PROGRAM
PRIMARY STATE HIGHWAYS AND INTERMODAL



HIGHWAYS

MPO Project Num: **DT2506761**
LRTP Ref.: **NA**
County: **DIST/ST-WIDE**
Roadway ID:
Lanes Exist: **0**
Lanes Improved: **0**
Lanes Added: **0**
Project Length: **.000**
District: **06**

Project Description: **DISTRICTWIDE CONSTR. ENGINEERING
INSPECTION CONSULTANT SURVEYS**

Type of Work: **SPECIAL SURVEYS**

SIS or Non-SIS: **No**

Extra Description:

PHASE :	Funding Source	Proposed Funding (in \$000s)							All Years
		<2016	2015 - 2016	2016 - 2017	2017 - 2018	2018 - 2019	2019 - 2020	>2020	
CONSTRUCTION		1,937	0	0	0	0	0	0	1,937
	Total	1,937	0	0	0	0	0	0	1,937

RESPONSIBLE AGENCY: Florida Department of Transportation District 6

Item Segment TOTAL ALL Years ALL Phases: **1,937**

Item Number: 250676

Item TOTAL ALL Years ALL Phases All Segments: **2,337**

MPO Project Num: **DT2506762**
LRTP Ref.: **C-9**
County: **DIST/ST-WIDE**
Roadway ID:
Lanes Exist: **0**
Lanes Improved: **0**
Lanes Added: **0**
Project Length: **.000**
District: **06**

Project Description: **DISTRICTWIDE CONSTR ENGINEERING
INSPECTION CONSULTANT SURVEYS**

Type of Work: **SPECIAL SURVEYS**

SIS or Non-SIS: **No**

Extra Description:

PHASE :	Funding Source	Proposed Funding (in \$000s)							All Years
		<2016	2015 - 2016	2016 - 2017	2017 - 2018	2018 - 2019	2019 - 2020	>2020	
CONSTRUCTION	DS	100	50	50	50	0	0	0	250
	Total	100	50	50	50	0	0	0	250

RESPONSIBLE AGENCY: Florida Department of Transportation District 6

Item Segment TOTAL ALL Years ALL Phases: **250**

Item Number: 250676

Item TOTAL ALL Years ALL Phases All Segments: **2,337**

MIAMI-DADE METROPOLITAN PLANNING ORGANIZATION
TRANSPORTATION IMPROVEMENT PROGRAM
PRIMARY STATE HIGHWAYS AND INTERMODAL



HIGHWAYS

MPO Project Num: **DT2506763**
LRTP Ref.: C-9
County: DIST/ST-WIDE
Roadway ID:
Lanes Exist:
Lanes Improved:
Lanes Added:
Project Length: .000
District: 06

Project Description: **DISTRICTWIDE CONSTRUCTION
ENGINEERING INSPECTION
CONSULTANT SURVEYS**

Type of Work: **SPECIAL SURVEYS**

SIS or Non-SIS: **No**

Extra Description:

		Proposed Funding (in \$000s)							
PHASE :	Funding Source	<2016	2015 - 2016	2016 - 2017	2017 - 2018	2018 - 2019	2019 - 2020	>2020	All Years
CONSTRUCTION	DS	0	0	0	0	100	50	0	150
	Total	0	0	0	0	100	50	0	150

RESPONSIBLE AGENCY: Florida Department of Transportation District 6

Item Segment TOTAL ALL Years ALL Phases: 150

Item Number: 250676 Item TOTAL ALL Years ALL Phases All Segments: 2,337

MPO Project Num: **DT2506801**
LRTP Ref.: NA
County: DIST/ST-WIDE
Roadway ID:
Lanes Exist: 0
Lanes Improved: 0
Lanes Added: 0
Project Length: .000
District: 06

Project Description: **DISTRICTWIDE ENVIRONMENTAL
COMPLIANCE CONSULTANT**

Type of Work: **ENVIRONMENTAL PERMITS ACQ**

SIS or Non-SIS: **No**

Extra Description:

		Proposed Funding (in \$000s)							
PHASE :	Funding Source	<2016	2015 - 2016	2016 - 2017	2017 - 2018	2018 - 2019	2019 - 2020	>2020	All Years
P D & E		3,837	0	0	0	0	0	0	3,837
	Total	3,837	0	0	0	0	0	0	3,837

RESPONSIBLE AGENCY: Florida Department of Transportation District 6

Item Segment TOTAL ALL Years ALL Phases: 3,837

Item Number: 250680 Item TOTAL ALL Years ALL Phases All Segments: 5,767

MIAMI-DADE METROPOLITAN PLANNING ORGANIZATION
TRANSPORTATION IMPROVEMENT PROGRAM
PRIMARY STATE HIGHWAYS AND INTERMODAL



HIGHWAYS

MPO Project Num: **DT2506802**
LRTP Ref.: C-9
County: DIST/ST-WIDE
Roadway ID:
Lanes Exist: 0
Lanes Improved: 0
Lanes Added: 0
Project Length: .000
District: 06

Project Description: **DISTRICTWIDE ENVIRONMENTAL COMPLIANCE CONSULTANT**

Type of Work: **ENVIRONMENTAL PERMITS ACQ**

SIS or Non-SIS: **No**

Extra Description:

		Proposed Funding (in \$000s)							
PHASE :	Funding Source	<2016	2015 - 2016	2016 - 2017	2017 - 2018	2018 - 2019	2019 - 2020	>2020	All Years
P D & E	DS	300	300	300	400	300	300	0	1,900
P D & E	DIH	5	5	5	5	5	5	0	30
	Total	305	305	305	405	305	305	0	1,930

RESPONSIBLE AGENCY: Florida Department of Transportation District 6

Item Segment TOTAL ALL Years ALL Phases: 1,930

Item Number: 250680

Item TOTAL ALL Years ALL Phases All Segments: 5,767

MIAMI-DADE METROPOLITAN PLANNING ORGANIZATION
TRANSPORTATION IMPROVEMENT PROGRAM
PRIMARY STATE HIGHWAYS AND INTERMODAL



HIGHWAYS

MPO Project Num: **DT2506841**
 LRTP Ref.: C-9
 County: DIST/ST-WIDE
 Roadway ID:
 Lanes Exist: 0
 Lanes Improved: 0
 Lanes Added: 0
 Project Length: .000
 District: 06

Project Description: **DISTRICTWIDE MINOR PE DESIGN BY CONSULTANT**

Type of Work: **PRELIMINARY ENGINEERING**

SIS or Non-SIS: **No**

Extra Description:

		Proposed Funding (in \$000s)							
PHASE :	Funding Source	<2016	2015 - 2016	2016 - 2017	2017 - 2018	2018 - 2019	2019 - 2020	>2020	All Years
PRELIMINARY ENGINEERING	DS	6,277	0	0	0	0	0	0	6,277
PRELIMINARY ENGINEERING	DIH	53	15	15	0	0	0	0	83
	Total	6,331	15	15	0	0	0	0	6,361
CONSTRUCTION	DS	239	0	0	0	0	0	0	239
	Total	239	0	0	0	0	0	0	239

RESPONSIBLE AGENCY: Florida Department of Transportation District 6

Item Segment TOTAL ALL Years ALL Phases: 6,600

Item Number: 250684

Item TOTAL ALL Years ALL Phases All Segments: 6,600

MIAMI-DADE METROPOLITAN PLANNING ORGANIZATION
TRANSPORTATION IMPROVEMENT PROGRAM
PRIMARY STATE HIGHWAYS AND INTERMODAL



HIGHWAYS

MPO Project Num: **DT2506861**
LRTP Ref.: C-9
County: DIST/ST-WIDE
Roadway ID:
Lanes Exist: 0
Lanes Improved: 0
Lanes Added: 0
Project Length: .000
District: 06

Project Description: **DISTRICTWIDE ROW LOCATION SURVEY
CONSULTNT**

Type of Work: **PRELIMINARY ENGINEERING**

SIS or Non-SIS: **No**

Extra Description:

		Proposed Funding (in \$000s)							
PHASE :	Funding Source	<2016	2015 - 2016	2016 - 2017	2017 - 2018	2018 - 2019	2019 - 2020	>2020	All Years
PRELIMINARY ENGINEERING	DS	10,548	200	0	0	0	0	0	10,748
	Total	10,548	200	0	0	0	0	0	10,748

RESPONSIBLE AGENCY: Florida Department of Transportation District 6

Item Segment TOTAL ALL Years ALL Phases: 10,748

Item Number: 250686

Item TOTAL ALL Years ALL Phases All Segments: 16,418

MPO Project Num: **DT2506862**
LRTP Ref.: C-9
County: DIST/ST-WIDE
Roadway ID:
Lanes Exist: 0
Lanes Improved: 0
Lanes Added: 0
Project Length: .000
District: 06

Project Description: **DISTRICTWIDE MISC. LOCATION SURVEY
CONSULTANT**

Type of Work: **PRELIMINARY ENGINEERING**

SIS or Non-SIS: **No**

Extra Description:

		Proposed Funding (in \$000s)							
PHASE :	Funding Source	<2016	2015 - 2016	2016 - 2017	2017 - 2018	2018 - 2019	2019 - 2020	>2020	All Years
PRELIMINARY ENGINEERING	DS	1,670	600	600	600	600	600	0	4,670
	Total	1,670	600	600	600	600	600	0	4,670

RESPONSIBLE AGENCY: Florida Department of Transportation District 6

Item Segment TOTAL ALL Years ALL Phases: 4,670

Item Number: 250686

Item TOTAL ALL Years ALL Phases All Segments: 16,418

MIAMI-DADE METROPOLITAN PLANNING ORGANIZATION
TRANSPORTATION IMPROVEMENT PROGRAM
PRIMARY STATE HIGHWAYS AND INTERMODAL



HIGHWAYS

MPO Project Num: **DT2506863**
LRTP Ref.: C-9
County: DIST/ST-WIDE
Roadway ID:
Lanes Exist:
Lanes Improved:
Lanes Added:
Project Length: .000
District: 06

Project Description: **DISTRICTWIDE MISC. LOCATION SURVEY
CONSULTANT**

Type of Work: **PRELIMINARY ENGINEERING**

SIS or Non-SIS: **No**

Extra Description:

		Proposed Funding (in \$000s)							
PHASE :	Funding Source	<2016	2015 - 2016	2016 - 2017	2017 - 2018	2018 - 2019	2019 - 2020	>2020	All Years
PRELIMINARY ENGINEERING	DS	100	100	200	200	200	200	0	1,000
	Total	100	100	200	200	200	200	0	1,000

RESPONSIBLE AGENCY: Florida Department of Transportation District 6

Item Segment TOTAL ALL Years ALL Phases: 1,000

Item Number: 250686

Item TOTAL ALL Years ALL Phases All Segments: 16,418

MPO Project Num: **DT2506931**
LRTP Ref.: NA
County: DIST/ST-WIDE
Roadway ID:
Lanes Exist: 0
Lanes Improved: 0
Lanes Added: 0
Project Length: .000
District: 06

Project Description: **DISTRICTWIDE ENVIRONMENTAL DATA
& REPORT CONSULTANT**

Type of Work: **RESEARCH**

SIS or Non-SIS: **No**

Extra Description:

		Proposed Funding (in \$000s)							
PHASE :	Funding Source	<2016	2015 - 2016	2016 - 2017	2017 - 2018	2018 - 2019	2019 - 2020	>2020	All Years
P D & E		5,181	0	0	0	0	0	0	5,181
	Total	5,181	0	0	0	0	0	0	5,181

RESPONSIBLE AGENCY: Florida Department of Transportation District 6

Item Segment TOTAL ALL Years ALL Phases: 5,181

Item Number: 250693

Item TOTAL ALL Years ALL Phases All Segments: 8,583

MIAMI-DADE METROPOLITAN PLANNING ORGANIZATION
TRANSPORTATION IMPROVEMENT PROGRAM
PRIMARY STATE HIGHWAYS AND INTERMODAL



HIGHWAYS

MPO Project Num: **DT2506932**
 LRTP Ref.: **C-9**
 County: **DIST/ST-WIDE**
 Roadway ID:
 Lanes Exist: **0**
 Lanes Improved: **0**
 Lanes Added: **0**
 Project Length: **.000**
 District: **06**

Project Description: **D/W ENVIRONMENTAL DATA & REPORT
CONSULTANT**

Type of Work: **RESEARCH**

SIS or Non-SIS: **No**

Extra Description:

		Proposed Funding (in \$000s)							
PHASE :	Funding Source	<2016	2015 - 2016	2016 - 2017	2017 - 2018	2018 - 2019	2019 - 2020	>2020	All Years
P D & E	DS	539	450	550	550	650	550	0	3,289
P D & E	DIH	13	20	20	20	20	20	0	113
	Total	552	470	570	570	670	570	0	3,402

RESPONSIBLE AGENCY: Florida Department of Transportation District 6

Item Segment TOTAL ALL Years ALL Phases: **3,402**

Item Number: 250693

Item TOTAL ALL Years ALL Phases All Segments: **8,583**

MIAMI-DADE METROPOLITAN PLANNING ORGANIZATION
TRANSPORTATION IMPROVEMENT PROGRAM
PRIMARY STATE HIGHWAYS AND INTERMODAL



HIGHWAYS

MPO Project Num: **DT2506961**
LRTP Ref.: NA
County: DIST/ST-WIDE
Roadway ID:
Lanes Exist: 0
Lanes Improved: 0
Lanes Added: 0
Project Length: .000
District: 06

Project Description: **DISTRICTWIDE LOCATION SURVEY
CONSULTANT**

Type of Work: **PRELIMINARY ENGINEERING**

SIS or Non-SIS: **No**

Extra Description:

PHASE :	Funding Source	Proposed Funding (in \$000s)							All Years
		<2016	2015 - 2016	2016 - 2017	2017 - 2018	2018 - 2019	2019 - 2020	>2020	
PRELIMINARY ENGINEERING		11,201	0	0	0	0	0	0	11,201
Total		11,201	0	0	0	0	0	0	11,201

RESPONSIBLE AGENCY: Florida Department of Transportation District 6

Item Segment TOTAL ALL Years ALL Phases: 11,201

Item Number: 250696

Item TOTAL ALL Years ALL Phases All Segments: 22,943

MPO Project Num: **DT2506962**
LRTP Ref.: NA
County: DIST/ST-WIDE
Roadway ID:
Lanes Exist: 0
Lanes Improved: 0
Lanes Added: 0
Project Length: .000
District: 06

Project Description: **DISTRICTWIDE ROW MAPPING AND
SURVEY**

Type of Work: **PRELIMINARY ENGINEERING**

SIS or Non-SIS: **No**

Extra Description:

PHASE :	Funding Source	Proposed Funding (in \$000s)							All Years
		<2016	2015 - 2016	2016 - 2017	2017 - 2018	2018 - 2019	2019 - 2020	>2020	
PRELIMINARY ENGINEERING		3,632	0	0	0	0	0	0	3,632
Total		3,632	0	0	0	0	0	0	3,632

RESPONSIBLE AGENCY: Florida Department of Transportation District 6

Item Segment TOTAL ALL Years ALL Phases: 3,632

Item Number: 250696

Item TOTAL ALL Years ALL Phases All Segments: 22,943

MIAMI-DADE METROPOLITAN PLANNING ORGANIZATION
TRANSPORTATION IMPROVEMENT PROGRAM
PRIMARY STATE HIGHWAYS AND INTERMODAL



HIGHWAYS

MPO Project Num: **DT2506971**
LRTP Ref.: **C-9**
County: **DIST/ST-WIDE**
Roadway ID:
Lanes Exist: **0**
Lanes Improved: **0**
Lanes Added: **0**
Project Length: **.000**
District: **06**

Project Description: **DISTRICTWIDE TITLE SEARCH**

Type of Work: **PRELIMINARY ENGINEERING**

SIS or Non-SIS: **No**

Extra Description:

		Proposed Funding (in \$000s)							
PHASE :	Funding Source	<2016	2015 - 2016	2016 - 2017	2017 - 2018	2018 - 2019	2019 - 2020	>2020	All Years
PRELIMINARY ENGINEERING	DIH	105	0	0	0	0	0	0	105
PRELIMINARY ENGINEERING	DS	1,696	120	120	120	0	0	0	2,056
	Total	1,801	120	120	120	0	0	0	2,161

RESPONSIBLE AGENCY: Florida Department of Transportation District 6

Item Segment TOTAL ALL Years ALL Phases: **2,161**

Item Number: 250697

Item TOTAL ALL Years ALL Phases All Segments: **2,261**

MIAMI-DADE METROPOLITAN PLANNING ORGANIZATION
TRANSPORTATION IMPROVEMENT PROGRAM
PRIMARY STATE HIGHWAYS AND INTERMODAL



HIGHWAYS

MPO Project Num: **DT2506972**
LRTP Ref.: **NA**
County: **DIST/ST-WIDE**
Roadway ID:
Lanes Exist: **0**
Lanes Improved: **0**
Lanes Added: **0**
Project Length: **.000**
District: **06**

Project Description: **DISTRICTWIDE TITLE SEARCH**

Type of Work: **PRELIMINARY ENGINEERING**

SIS or Non-SIS: **No**

Extra Description:

PHASE :	Funding Source	Proposed Funding (in \$000s)							All Years
		<2016	2015 - 2016	2016 - 2017	2017 - 2018	2018 - 2019	2019 - 2020	>2020	
PRELIMINARY ENGINEERING		100	0	0	0	0	0	0	100
Total		100	0	0	0	0	0	0	100

RESPONSIBLE AGENCY: Florida Department of Transportation District 6

Item Segment TOTAL ALL Years ALL Phases: **100**

Item Number: 250697

Item TOTAL ALL Years ALL Phases All Segments: **2,261**

MPO Project Num: **DT2507111**
LRTP Ref.: **NA**
County: **DIST/ST-WIDE**
Roadway ID:
Lanes Exist: **0**
Lanes Improved: **0**
Lanes Added: **0**
Project Length: **.000**
District: **06**

Project Description: **DISTRICTWIDE MISC. CONSTRUCTION
ENGINEERING INSPECTION
CONSULTANT**

Type of Work: **INSPECT CONSTRUCTION PROJS.**

SIS or Non-SIS: **No**

Extra Description:

PHASE :	Funding Source	Proposed Funding (in \$000s)							All Years
		<2016	2015 - 2016	2016 - 2017	2017 - 2018	2018 - 2019	2019 - 2020	>2020	
CONSTRUCTION		12,097	0	0	0	0	0	0	12,097
Total		12,097	0	0	0	0	0	0	12,097

RESPONSIBLE AGENCY: Florida Department of Transportation District 6

Item Segment TOTAL ALL Years ALL Phases: **12,097**

Item Number: 250711

Item TOTAL ALL Years ALL Phases All Segments: **32,934**

MIAMI-DADE METROPOLITAN PLANNING ORGANIZATION
TRANSPORTATION IMPROVEMENT PROGRAM
PRIMARY STATE HIGHWAYS AND INTERMODAL



HIGHWAYS

MPO Project Num: **DT2507112**
 LRTP Ref.: **NA**
 County: **DIST/ST-WIDE**
 Roadway ID:
 Lanes Exist: **0**
 Lanes Improved: **0**
 Lanes Added: **0**
 Project Length: **.000**
 District: **06**

Project Description: **DISTRICTWIDE RESIDENCY CEI
CONSULTANT**

Type of Work: **INSPECT CONSTRUCTION PROJS.**

SIS or Non-SIS: **No**

Extra Description:

PHASE :	Funding Source	Proposed Funding (in \$000s)							
		<2016	2015 - 2016	2016 - 2017	2017 - 2018	2018 - 2019	2019 - 2020	>2020	All Years
CONSTRUCTION		1,355	0	0	0	0	0	0	1,355
CONSTRUCTION		9,761	0	0	0	0	0	0	9,761
	Total	11,116	0	0	0	0	0	0	11,116

RESPONSIBLE AGENCY: Florida Department of Transportation District 6

Item Segment TOTAL ALL Years ALL Phases: 11,116

Item Number: 250711

Item TOTAL ALL Years ALL Phases All Segments: 32,934

MIAMI-DADE METROPOLITAN PLANNING ORGANIZATION
TRANSPORTATION IMPROVEMENT PROGRAM
PRIMARY STATE HIGHWAYS AND INTERMODAL



HIGHWAYS

MPO Project Num: **DT2507115**
LRTP Ref.: **C-9**
County: **DIST/ST-WIDE**
Roadway ID:
Lanes Exist: **0**
Lanes Improved: **0**
Lanes Added: **0**
Project Length: **.000**
District: **06**

Project Description: **DISTRICTWIDE MISC. CONSTRUCTION
ENGINEERING INSPECTION
CONSULTANT**

Type of Work: **INSPECT CONSTRUCTION PROJS.** SIS or Non-SIS: **No**

Extra Description:

		Proposed Funding (in \$000s)							
PHASE :	Funding Source	<2016	2015 - 2016	2016 - 2017	2017 - 2018	2018 - 2019	2019 - 2020	>2020	All Years
CONSTRUCTION	DS	2,621	1,100	900	900	900	0	0	6,421
	Total	2,621	1,100	900	900	900	0	0	6,421

RESPONSIBLE AGENCY: Florida Department of Transportation District 6

Item Segment TOTAL ALL Years ALL Phases: **6,421**

Item Number: 250711

Item TOTAL ALL Years ALL Phases All Segments: **32,934**

MPO Project Num: **DT2507116**
LRTP Ref.: **C-9**
County: **DIST/ST-WIDE**
Roadway ID:
Lanes Exist:
Lanes Improved:
Lanes Added:
Project Length: **.000**
District: **06**

Project Description: **DISTRICTWIDE MISC. CONSTRUCTION
ENGINEERING INSPECTION
CONSULTANT**

Type of Work: **INSPECT CONSTRUCTION PROJS.** SIS or Non-SIS: **No**

Extra Description:

		Proposed Funding (in \$000s)							
PHASE :	Funding Source	<2016	2015 - 2016	2016 - 2017	2017 - 2018	2018 - 2019	2019 - 2020	>2020	All Years
CONSTRUCTION	DS	150	450	450	450	0	0	0	1,500
	Total	150	450	450	450	0	0	0	1,500

RESPONSIBLE AGENCY: Florida Department of Transportation District 6

Item Segment TOTAL ALL Years ALL Phases: **1,500**

Item Number: 250711

Item TOTAL ALL Years ALL Phases All Segments: **32,934**

MIAMI-DADE METROPOLITAN PLANNING ORGANIZATION
TRANSPORTATION IMPROVEMENT PROGRAM
PRIMARY STATE HIGHWAYS AND INTERMODAL



HIGHWAYS

MPO Project Num: **DT2507117**
 LRTP Ref.: **C-9**
 County: **DIST/ST-WIDE**
 Roadway ID:
 Lanes Exist:
 Lanes Improved:
 Lanes Added:
 Project Length: **.000**
 District: **06**

Project Description: **DISTRICTWIDE MISC. CONSTRUCTION
ENGINEERING INSPECTION
CONSULTANT**

Type of Work: **INSPECT CONSTRUCTION PROJS.**

SIS or Non-SIS: **No**

Extra Description:

		Proposed Funding (in \$000s)							
PHASE :	Funding Source	<2016	2015 - 2016	2016 - 2017	2017 - 2018	2018 - 2019	2019 - 2020	>2020	All Years
CONSTRUCTION	DS	0	0	0	0	450	1,350	0	1,800
	Total	0	0	0	0	450	1,350	0	1,800

RESPONSIBLE AGENCY: Florida Department of Transportation District 6

Item Segment TOTAL ALL Years ALL Phases: **1,800**

Item Number: 250711

Item TOTAL ALL Years ALL Phases All Segments: **32,934**

MIAMI-DADE METROPOLITAN PLANNING ORGANIZATION
TRANSPORTATION IMPROVEMENT PROGRAM
PRIMARY STATE HIGHWAYS AND INTERMODAL



HIGHWAYS

MPO Project Num: **DT2507231**
 LRTP Ref.: C-9
 County: DIST/ST-WIDE
 Roadway ID:
 Lanes Exist: 0
 Lanes Improved: 0
 Lanes Added: 0
 Project Length: .000
 District: 06

Project Description: **DISTRICTWIDE UTILITY
COORDINATION/LOCATING SERVICES
CONSULTANT**

Type of Work: **PRELIMINARY ENGINEERING**

SIS or Non-SIS: **No**

Extra Description:

		Proposed Funding (in \$000s)							
PHASE :	Funding Source	<2016	2015 - 2016	2016 - 2017	2017 - 2018	2018 - 2019	2019 - 2020	>2020	All Years
PRELIMINARY ENGINEERING	DDR	400	0	0	0	0	0	0	400
PRELIMINARY ENGINEERING	DS	13,930	500	0	0	0	0	0	14,430
	Total	14,330	500	0	0	0	0	0	14,830

RESPONSIBLE AGENCY: Florida Department of Transportation District 6

Item Segment TOTAL ALL Years ALL Phases: 14,830

Item Number: 250723

Item TOTAL ALL Years ALL Phases All Segments: 23,032

MIAMI-DADE METROPOLITAN PLANNING ORGANIZATION
TRANSPORTATION IMPROVEMENT PROGRAM
PRIMARY STATE HIGHWAYS AND INTERMODAL



HIGHWAYS

MPO Project Num: **DT2507232**
LRTP Ref.: C-9
County: DIST/ST-WIDE
Roadway ID:
Lanes Exist: 0
Lanes Improved: 0
Lanes Added: 0
Project Length: .000
District: 06

Project Description: **DISTRICTWIDE UTILITY LOCATING SERVICES**

Type of Work: **PRELIMINARY ENGINEERING**

SIS or Non-SIS: **No**

Extra Description:

		Proposed Funding (in \$000s)							
PHASE :	Funding Source	<2016	2015 - 2016	2016 - 2017	2017 - 2018	2018 - 2019	2019 - 2020	>2020	All Years
PRELIMINARY ENGINEERING	DS	1,202	600	1,300	900	900	900	0	5,802
	Total	1,202	600	1,300	900	900	900	0	5,802

RESPONSIBLE AGENCY: Florida Department of Transportation District 6

Item Segment TOTAL ALL Years ALL Phases: 5,802

Item Number: 250723

Item TOTAL ALL Years ALL Phases All Segments: 23,032

MPO Project Num: **DT2507233**
LRTP Ref.: C-9
County: DIST/ST-WIDE
Roadway ID:
Lanes Exist: 0
Lanes Improved: 0
Lanes Added: 0
Project Length: .000
District: 06

Project Description: **DISTRICTWIDE UTILITY COORDINATION CONSULTANT**

Type of Work: **PRELIMINARY ENGINEERING**

SIS or Non-SIS: **No**

Extra Description:

		Proposed Funding (in \$000s)							
PHASE :	Funding Source	<2016	2015 - 2016	2016 - 2017	2017 - 2018	2018 - 2019	2019 - 2020	>2020	All Years
PRELIMINARY ENGINEERING	DS	0	0	600	600	600	600	0	2,400
	Total	0	0	600	600	600	600	0	2,400

RESPONSIBLE AGENCY: Florida Department of Transportation District 6

Item Segment TOTAL ALL Years ALL Phases: 2,400

Item Number: 250723

Item TOTAL ALL Years ALL Phases All Segments: 23,032

MIAMI-DADE METROPOLITAN PLANNING ORGANIZATION
TRANSPORTATION IMPROVEMENT PROGRAM
PRIMARY STATE HIGHWAYS AND INTERMODAL



HIGHWAYS

MPO Project Num: **DT2507241**
 LRTP Ref.: **NA**
 County: **DIST/ST-WIDE**
 Roadway ID:
 Lanes Exist: **0**
 Lanes Improved: **0**
 Lanes Added: **0**
 Project Length: **.000**
 District: **06**

Project Description: **DISTRICTWIDE MISC. STRUCTURAL
PROJECTS MINOR DESIGN**

Type of Work: **PRELIMINARY ENGINEERING**

SIS or Non-SIS: **No**

Extra Description:

		Proposed Funding (in \$000s)							
PHASE :	Funding Source	<2016	2015 - 2016	2016 - 2017	2017 - 2018	2018 - 2019	2019 - 2020	>2020	All Years
PRELIMINARY ENGINEERING		2,864	0	0	0	0	0	0	2,864
	Total	2,864	0	0	0	0	0	0	2,864
CONSTRUCTION		39	0	0	0	0	0	0	39
	Total	39	0	0	0	0	0	0	39

RESPONSIBLE AGENCY: Florida Department of Transportation District 6

Item Segment TOTAL ALL Years ALL Phases: **2,903**

Item Number: 250724

Item TOTAL ALL Years ALL Phases All Segments: **5,670**

MIAMI-DADE METROPOLITAN PLANNING ORGANIZATION
TRANSPORTATION IMPROVEMENT PROGRAM
PRIMARY STATE HIGHWAYS AND INTERMODAL



HIGHWAYS

MPO Project Num: **DT2507242**
LRTP Ref.: C-9
County: DIST/ST-WIDE
Roadway ID:
Lanes Exist: 0
Lanes Improved: 0
Lanes Added: 0
Project Length: .000
District: 06

Project Description: **D/W STRUCTURAL PROJECTS MINOR
DESIGN CONSULTANTS**

Type of Work: **PRELIMINARY ENGINEERING**

SIS or Non-SIS: **No**

Extra Description:

		Proposed Funding (in \$000s)							
PHASE :	Funding Source	<2016	2015 - 2016	2016 - 2017	2017 - 2018	2018 - 2019	2019 - 2020	>2020	All Years
PRELIMINARY ENGINEERING	DS	306	450	450	600	450	450	0	2,706
PRELIMINARY ENGINEERING	DIH	10	10	10	10	10	10	0	60
Total		316	460	460	610	460	460	0	2,766

RESPONSIBLE AGENCY: Florida Department of Transportation District 6

Item Segment TOTAL ALL Years ALL Phases: 2,766

Item Number: 250724

Item TOTAL ALL Years ALL Phases All Segments: 5,670

MIAMI-DADE METROPOLITAN PLANNING ORGANIZATION
TRANSPORTATION IMPROVEMENT PROGRAM
PRIMARY STATE HIGHWAYS AND INTERMODAL



HIGHWAYS

MPO Project Num: **DT2507301**
LRTP Ref.: **NA**
County: **DIST/ST-WIDE**
Roadway ID:
Lanes Exist: **0**
Lanes Improved: **0**
Lanes Added: **0**
Project Length: **.000**
District: **06**

Project Description: **DISTRICTWIDE MATERIALS TESTING/
GEOTECHNICAL SUPPORT**

Type of Work: **INSPECT CONSTRUCTION PROJS.**

SIS or Non-SIS: **No**

Extra Description:

PHASE :	Funding Source	Proposed Funding (in \$000s)							All Years
		<2016	2015 - 2016	2016 - 2017	2017 - 2018	2018 - 2019	2019 - 2020	>2020	
PRELIMINARY ENGINEERING		4,752	0	0	0	0	0	0	4,752
Total		4,752	0	0	0	0	0	0	4,752

RESPONSIBLE AGENCY: Florida Department of Transportation District 6

Item Segment TOTAL ALL Years ALL Phases: **4,752**

Item Number: 250730

Item TOTAL ALL Years ALL Phases All Segments: **8,923**

MPO Project Num: **DT2507302**
LRTP Ref.: **C-9**
County: **DIST/ST-WIDE**
Roadway ID:
Lanes Exist: **0**
Lanes Improved: **0**
Lanes Added: **0**
Project Length: **.000**
District: **06**

Project Description: **DISTRICTWIDE MATERIALS TESTING/
GEOTECHNICAL SUPPORT**

Type of Work: **INSPECT CONSTRUCTION PROJS.**

SIS or Non-SIS: **No**

Extra Description:

PHASE :	Funding Source	Proposed Funding (in \$000s)							All Years
		<2016	2015 - 2016	2016 - 2017	2017 - 2018	2018 - 2019	2019 - 2020	>2020	
PRELIMINARY ENGINEERING	DS	821	600	700	600	850	600	0	4,171
Total		821	600	700	600	850	600	0	4,171

RESPONSIBLE AGENCY: Florida Department of Transportation District 6

Item Segment TOTAL ALL Years ALL Phases: **4,171**

Item Number: 250730

Item TOTAL ALL Years ALL Phases All Segments: **8,923**

MIAMI-DADE METROPOLITAN PLANNING ORGANIZATION
TRANSPORTATION IMPROVEMENT PROGRAM
PRIMARY STATE HIGHWAYS AND INTERMODAL



HIGHWAYS

MPO Project Num: **DT2507411**
LRTP Ref.: C-9
County: DIST/ST-WIDE
Roadway ID:
Lanes Exist: 0
Lanes Improved: 0
Lanes Added: 0
Project Length: .000
District: 06

Project Description: **D/W IN HOUSE CONSULTANT
MANAGEMENT SUPPORT**

Type of Work: **PRELIMINARY ENGINEERING**

SIS or Non-SIS: **No**

Extra Description:

		Proposed Funding (in \$000s)							
PHASE :	Funding Source	<2016	2015 - 2016	2016 - 2017	2017 - 2018	2018 - 2019	2019 - 2020	>2020	All Years
PRELIMINARY ENGINEERING	DIH	1,875	700	700	700	700	0	0	4,675
	Total	1,875	700	700	700	700	0	0	4,675

RESPONSIBLE AGENCY: Florida Department of Transportation District 6

Item Segment TOTAL ALL Years ALL Phases: 4,675

Item Number: 250741

Item TOTAL ALL Years ALL Phases All Segments: 4,675

MPO Project Num: **DT2507421**
LRTP Ref.: C-9
County: DIST/ST-WIDE
Roadway ID:
Lanes Exist: 0
Lanes Improved: 0
Lanes Added: 0
Project Length: .000
District: 06

Project Description: **DISTRICTWIDE PD&E PROJECT MGT**

Type of Work: **PRELIMINARY ENGINEERING**

SIS or Non-SIS: **No**

Extra Description:

		Proposed Funding (in \$000s)							
PHASE :	Funding Source	<2016	2015 - 2016	2016 - 2017	2017 - 2018	2018 - 2019	2019 - 2020	>2020	All Years
P D & E	DIH	8,312	500	500	500	500	500	0	10,812
	Total	8,312	500	500	500	500	500	0	10,812

RESPONSIBLE AGENCY: Florida Department of Transportation District 6

Item Segment TOTAL ALL Years ALL Phases: 10,812

Item Number: 250742

Item TOTAL ALL Years ALL Phases All Segments: 10,812

MIAMI-DADE METROPOLITAN PLANNING ORGANIZATION
TRANSPORTATION IMPROVEMENT PROGRAM
PRIMARY STATE HIGHWAYS AND INTERMODAL



HIGHWAYS

MPO Project Num: **DT2507431**
 LRTP Ref.: C-9
 County: DIST/ST-WIDE
 Roadway ID:
 Lanes Exist: 0
 Lanes Improved: 0
 Lanes Added: 0
 Project Length: .000
 District: 06

Project Description: **D/W IN HOUSE ROADWAY DESIGN
SUPPORT**

Type of Work: **PRELIMINARY ENGINEERING**

SIS or Non-SIS: **No**

Extra Description:

		Proposed Funding (in \$000s)							
PHASE :	Funding Source	<2016	2015 - 2016	2016 - 2017	2017 - 2018	2018 - 2019	2019 - 2020	>2020	All Years
PRELIMINARY ENGINEERING	DIH	2,520	100	100	100	100	0	0	2,920
	Total	2,520	100	100	100	100	0	0	2,920

RESPONSIBLE AGENCY: Florida Department of Transportation District 6

Item Segment TOTAL ALL Years ALL Phases: 2,920

Item Number: 250743

Item TOTAL ALL Years ALL Phases All Segments: 2,920

MIAMI-DADE METROPOLITAN PLANNING ORGANIZATION
TRANSPORTATION IMPROVEMENT PROGRAM
PRIMARY STATE HIGHWAYS AND INTERMODAL



HIGHWAYS

MPO Project Num: **DT2507471**
 LRTP Ref.: C-9
 County: DIST/ST-WIDE
 Roadway ID:
 Lanes Exist: 0
 Lanes Improved: 0
 Lanes Added: 0
 Project Length: .000
 District: 06

Project Description: **DISTRICTWIDE ENGINEERING SUPPORT SERVICES**

Type of Work: **PRELIMINARY ENGINEERING**

SIS or Non-SIS: **No**

Extra Description:

		Proposed Funding (in \$000s)							
PHASE :	Funding Source	<2016	2015 - 2016	2016 - 2017	2017 - 2018	2018 - 2019	2019 - 2020	>2020	All Years
PRELIMINARY ENGINEERING	DIH	15,151	1,500	1,500	1,500	1,500	1,500	0	22,651
PRELIMINARY ENGINEERING	DS	1,018	0	0	0	0	0	0	1,018
	Total	16,169	1,500	1,500	1,500	1,500	1,500	0	23,669

RESPONSIBLE AGENCY: Florida Department of Transportation District 6

Item Segment TOTAL ALL Years ALL Phases: 23,669

Item Number: 250747

Item TOTAL ALL Years ALL Phases All Segments: 26,255

MIAMI-DADE METROPOLITAN PLANNING ORGANIZATION
TRANSPORTATION IMPROVEMENT PROGRAM
PRIMARY STATE HIGHWAYS AND INTERMODAL



HIGHWAYS

MPO Project Num: **DT2507591**
 LRTP Ref.: C-9
 County: DIST/ST-WIDE
 Roadway ID:
 Lanes Exist: 0
 Lanes Improved: 0
 Lanes Added: 0
 Project Length: .000
 District: 06

Project Description: **DISTRICTWIDE PROJECT MANAGEMENT
PD&E SCOPING UNIT & SUPPORT**

Type of Work: **PD&E/EMO STUDY**

SIS or Non-SIS: **No**

Extra Description:

		Proposed Funding (in \$000s)							
PHASE :	Funding Source	<2016	2015 - 2016	2016 - 2017	2017 - 2018	2018 - 2019	2019 - 2020	>2020	All Years
P D & E	DIH	1,231	300	300	300	300	300	0	2,731
	Total	1,231	300	300	300	300	300	0	2,731

RESPONSIBLE AGENCY: Florida Department of Transportation District 6

Item Segment TOTAL ALL Years ALL Phases: 2,731

Item Number: 250759

Item TOTAL ALL Years ALL Phases All Segments: 7,064

MIAMI-DADE METROPOLITAN PLANNING ORGANIZATION
TRANSPORTATION IMPROVEMENT PROGRAM
PRIMARY STATE HIGHWAYS AND INTERMODAL



HIGHWAYS

MPO Project Num: **DT2507901**
 LRTP Ref.: **NA**
 County: **DIST/ST-WIDE**
 Roadway ID:
 Lanes Exist: **0**
 Lanes Improved: **0**
 Lanes Added: **0**
 Project Length: **.000**
 District: **06**

Project Description: **D/W LAP ENHANCEMENT CONSULTANT**

Type of Work: **PRELIMINARY ENGINEERING**

SIS or Non-SIS: **No**

Extra Description:

PHASE :	Funding Source	Proposed Funding (in \$000s)							
		<2016	2015 - 2016	2016 - 2017	2017 - 2018	2018 - 2019	2019 - 2020	>2020	All Years
PRELIMINARY ENGINEERING		5	0	0	0	0	0	0	5
PRELIMINARY ENGINEERING		24	0	0	0	0	0	0	24
PRELIMINARY ENGINEERING		771	0	0	0	0	0	0	771
Total		799	0	0	0	0	0	0	799

RESPONSIBLE AGENCY: Florida Department of Transportation District 6

Item Segment TOTAL ALL Years ALL Phases: 799

Item Number: 250790

Item TOTAL ALL Years ALL Phases All Segments: 3,076

MIAMI-DADE METROPOLITAN PLANNING ORGANIZATION
TRANSPORTATION IMPROVEMENT PROGRAM
PRIMARY STATE HIGHWAYS AND INTERMODAL



HIGHWAYS

MPO Project Num: **DT2507902**
 LRTP Ref.: **C-9**
 County: **DIST/ST-WIDE**
 Roadway ID:
 Lanes Exist: **0**
 Lanes Improved: **0**
 Lanes Added: **0**
 Project Length: **.000**
 District: **06**

Project Description: **D/W LAP CONSULTANT-LAP PROJECTS**

Type of Work: **PRELIMINARY ENGINEERING**

SIS or Non-SIS: **No**

Extra Description:

		Proposed Funding (in \$000s)							
PHASE :	Funding Source	<2016	2015 - 2016	2016 - 2017	2017 - 2018	2018 - 2019	2019 - 2020	>2020	All Years
PRELIMINARY ENGINEERING	DIH	267	30	0	0	0	0	0	297
PRELIMINARY ENGINEERING	DS	1,980	0	0	0	0	0	0	1,980
	Total	2,247	30	0	0	0	0	0	2,277

RESPONSIBLE AGENCY: Florida Department of Transportation District 6

Item Segment TOTAL ALL Years ALL Phases: **2,277**

Item Number: 250790

Item TOTAL ALL Years ALL Phases All Segments: **3,076**

MIAMI-DADE METROPOLITAN PLANNING ORGANIZATION
TRANSPORTATION IMPROVEMENT PROGRAM
PRIMARY STATE HIGHWAYS AND INTERMODAL



HIGHWAYS

MPO Project Num: **DT2511561**
 LRTP Ref.: **NA**
 County: **MIAMI-DADE**
 Roadway ID: **87000000**
 Lanes Exist: **0**
 Lanes Improved: **0**
 Lanes Added: **4**
 Project Length: **1.800**
 District: **06**

Project Description: **PORT OF MIAMI TUNNEL** **FROM PORT OF MIAMI** **TO SR 836/I-395**

Type of Work: **MISCELLANEOUS STRUCTURE** SIS or Non-SIS: **No**

Extra Description:

		Proposed Funding (in \$000s)							
PHASE :	Funding Source	<2016	2015 - 2016	2016 - 2017	2017 - 2018	2018 - 2019	2019 - 2020	>2020	All Years
PRELIMINARY ENGINEERING		18	0	0	0	0	0	0	18
PRELIMINARY ENGINEERING		341	0	0	0	0	0	0	341
	Total	358	0	0	0	0	0	0	358

RESPONSIBLE AGENCY: Florida Department of Transportation District 6

Item Segment TOTAL ALL Years ALL Phases: 358

Item Number: 251156

Item TOTAL ALL Years ALL Phases All Segments: 2,765,342

MIAMI-DADE METROPOLITAN PLANNING ORGANIZATION
TRANSPORTATION IMPROVEMENT PROGRAM
PRIMARY STATE HIGHWAYS AND INTERMODAL



HIGHWAYS

MPO Project Num: **DT2511562**
LRTP Ref.: 6-30
County: MIAMI-DADE
Roadway ID: 87059000
Lanes Exist: 0
Lanes Improved: 0
Lanes Added: 0
Project Length: .496
District: 06

Project Description: **PORT OF MIAMI TUNNEL**

FROM PORT OF MIAMI

TO SR836/I-395

Type of Work: **NEW ROAD CONSTRUCTION**

SIS or Non-SIS: **Yes**

Extra Description:

PHASE :		Proposed Funding (in \$000s)							
		<2016	2015 - 2016	2016 - 2017	2017 - 2018	2018 - 2019	2019 - 2020	>2020	All Years
PRELIMINARY ENGINEERING	DIS	4,135	0	0	0	0	0	0	4,135
PRELIMINARY ENGINEERING	DIS	1,218	0	0	0	0	0	0	1,218
PRELIMINARY ENGINEERING	DS	0	0	0	0	0	0	0	0
PRELIMINARY ENGINEERING	GMR	1,658	0	0	0	0	0	0	1,658
PRELIMINARY ENGINEERING	PKYI	96	0	0	0	0	0	0	96
PRELIMINARY ENGINEERING	GMR	4,267	250	250	250	250	250	1,250	6,767
PRELIMINARY ENGINEERING	LF	609	0	0	0	0	0	0	609
PRELIMINARY ENGINEERING	FD21	6,405	0	0	0	0	0	0	6,405
Total		18,388	250	250	250	250	250	1,250	20,888

RESPONSIBLE AGENCY: Florida Department of Transportation District 6

Item Segment TOTAL ALL Years ALL Phases: 20,888

Item Number: 251156

Item TOTAL ALL Years ALL Phases All Segments: 2,765,342

MIAMI-DADE METROPOLITAN PLANNING ORGANIZATION
TRANSPORTATION IMPROVEMENT PROGRAM
PRIMARY STATE HIGHWAYS AND INTERMODAL



HIGHWAYS

MPO Project Num: **DT2511563**
LRTP Ref.: 6-30
County: MIAMI-DADE
Roadway ID: 87059000
Lanes Exist: 0
Lanes Improved: 0
Lanes Added: 0
Project Length: .496
District: 06

Project Description: **PORT OF MIAMI TUNNEL**

FROM PORT OF MIAMI

TO SR 836/I-395

Type of Work: **NEW ROAD CONSTRUCTION**

SIS or Non-SIS: **Yes**

Extra Description: **Transportation Infrastructure
Finance and Innovation Act of
1998 (TIFIA). Following is a**

		Proposed Funding (in \$000s)							
PHASE :	Funding Source	<2016	2015 - 2016	2016 - 2017	2017 - 2018	2018 - 2019	2019 - 2020	>2020	All Years
DESIGN BUILD	GMR	76,145	21,687	22,168	23,008	22,152	22,990	811,224	999,374
DESIGN BUILD	DS	17	0	0	0	0	0	0	17
DESIGN BUILD	HPP	1,260	0	0	0	0	0	0	1,260
DESIGN BUILD	DIH	731	0	0	0	0	0	0	731
DESIGN BUILD	DC	3	0	0	0	0	0	0	3
DESIGN BUILD	ACNP	2,740	0	0	0	0	0	0	2,740
DESIGN BUILD	GMR	23,258	0	0	0	0	0	0	23,258
DESIGN BUILD	LF	2,159	2,531	2,607	2,686	2,766	2,849	104,318	119,916
DESIGN BUILD	LF	337,713	0	0	0	0	0	0	337,713
DESIGN BUILD	NHAC	174,716	0	0	0	0	0	0	174,716
DESIGN BUILD	DIS	236	0	0	0	0	0	0	236
DESIGN BUILD	NHPP	34,034	0	0	0	0	0	0	34,034
	Total	653,011	24,218	24,775	25,694	24,918	25,839	915,542	1,693,997
OPERATIONS	DI	18,241	16,071	16,723	17,050	19,107	19,507	719,565	826,264

MIAMI-DADE METROPOLITAN PLANNING ORGANIZATION
TRANSPORTATION IMPROVEMENT PROGRAM
PRIMARY STATE HIGHWAYS AND INTERMODAL



HIGHWAYS

MPO Project Num: **DT2511563**
LRTP Ref.: 6-30
County: MIAMI-DADE
Roadway ID: 87059000
Lanes Exist: 0
Lanes Improved: 0
Lanes Added: 0
Project Length: .496
District: 06

Project Description: **PORT OF MIAMI TUNNEL**

FROM PORT OF MIAMI

TO SR 836/I-395

Type of Work: **NEW ROAD CONSTRUCTION**

SIS or Non-SIS: **Yes**

Extra Description: **Transportation Infrastructure
Finance and Innovation Act of
1998 (TIFIA). Following is a**

		Proposed Funding (in \$000s)							
PHASE :	Funding Source	<2016	2015 - 2016	2016 - 2017	2017 - 2018	2018 - 2019	2019 - 2020	>2020	All Years
	Total	18,241	16,071	16,723	17,050	19,107	19,507	719,565	826,264
PRELIMINARY ENGINEERING	LF	16,559	0	0	0	0	0	0	16,559
PRELIMINARY ENGINEERING	GMR	249	0	0	0	0	0	0	249
PRELIMINARY ENGINEERING	GMR	13,251	125	0	125	125	125	2,750	16,501
PRELIMINARY ENGINEERING	NHAC	158	0	0	0	0	0	0	158
PRELIMINARY ENGINEERING	DS	14	0	0	0	0	0	0	14
PRELIMINARY ENGINEERING	NHPP	1,843	0	0	0	0	0	0	1,843
PRELIMINARY ENGINEERING	DI	727	0	0	0	0	0	0	727
PRELIMINARY ENGINEERING	DIH	1,152	0	0	0	0	0	0	1,152
PRELIMINARY ENGINEERING	DIS	5,096	0	125	0	0	0	0	5,221
PRELIMINARY ENGINEERING	FD21	250	0	0	0	0	0	0	250
	Total	39,299	125	125	125	125	125	2,750	42,674
RIGHT OF WAY	LF	50,000	0	0	0	0	0	0	50,000
RIGHT OF WAY	DIH	16	0	0	0	0	0	0	16

MIAMI-DADE METROPOLITAN PLANNING ORGANIZATION
TRANSPORTATION IMPROVEMENT PROGRAM
PRIMARY STATE HIGHWAYS AND INTERMODAL



HIGHWAYS

MPO Project Num: **DT2511563**
LRTP Ref.: 6-30
County: MIAMI-DADE
Roadway ID: 87059000
Lanes Exist: 0
Lanes Improved: 0
Lanes Added: 0
Project Length: .496
District: 06

Project Description: **PORT OF MIAMI TUNNEL FROM PORT OF MIAMI TO SR 836/I-395**

Type of Work: **NEW ROAD CONSTRUCTION** SIS or Non-SIS: **Yes**

Extra Description: **Transportation Infrastructure Finance and Innovation Act of 1998 (TIFIA). Following is a**

		Proposed Funding (in \$000s)							
PHASE :	Funding Source	<2016	2015 - 2016	2016 - 2017	2017 - 2018	2018 - 2019	2019 - 2020	>2020	All Years
RIGHT OF WAY	DS	12	0	0	0	0	0	0	12
	Total	50,028	0	0	0	0	0	0	50,028

RESPONSIBLE AGENCY: Florida Department of Transportation District 6

Item Segment TOTAL ALL Years ALL Phases: 2,612,962

Item Number: 251156 Item TOTAL ALL Years ALL Phases All Segments: 2,765,342

MPO Project Num: **DT2511564**
LRTP Ref.: 6-30
County: MIAMI-DADE
Roadway ID: 87059000
Lanes Exist: 0
Lanes Improved: 0
Lanes Added: 0
Project Length: .496
District: 06

Project Description: **PORT OF MIAMI TUNNEL MIAMI-DADE COUNTY MPO PRIORITY**

Type of Work: **FUNDING ACTION** SIS or Non-SIS: **Yes**

Extra Description:

		Proposed Funding (in \$000s)							
PHASE :	Funding Source	<2016	2015 - 2016	2016 - 2017	2017 - 2018	2018 - 2019	2019 - 2020	>2020	All Years
ADMINISTRATION	DDR	0	0	0	8,000	17,000	17,000	85,000	127,000
	Total	0	0	0	8,000	17,000	17,000	85,000	127,000

RESPONSIBLE AGENCY: Florida Department of Transportation District 6

Item Segment TOTAL ALL Years ALL Phases: 127,000

Item Number: 251156 Item TOTAL ALL Years ALL Phases All Segments: 2,765,342

MIAMI-DADE METROPOLITAN PLANNING ORGANIZATION
TRANSPORTATION IMPROVEMENT PROGRAM
PRIMARY STATE HIGHWAYS AND INTERMODAL



HIGHWAYS

MPO Project Num: **DT2512651**
LRTP Ref.: **NA**
County: **MIAMI-DADE**
Roadway ID:
Lanes Exist: **0**
Lanes Improved: **0**
Lanes Added: **0**
Project Length: **.000**
District: **06**

Project Description: **SOUTH DADE GREENWAYS NETWORK**

Type of Work: **BIKE PATH/TRAIL**

SIS or Non-SIS: **No**

Extra Description:

PHASE :	Funding Source	Proposed Funding (in \$000s)							
		<2016	2015 - 2016	2016 - 2017	2017 - 2018	2018 - 2019	2019 - 2020	>2020	All Years
P D & E		289	0	0	0	0	0	0	289
	Total	289	0	0	0	0	0	0	289
PRELIMINARY ENGINEERING		375	0	0	0	0	0	0	375
	Total	375	0	0	0	0	0	0	375

RESPONSIBLE AGENCY: Florida Department of Transportation District 6

Item Segment TOTAL ALL Years ALL Phases: **664**

Item Number: 251265

Item TOTAL ALL Years ALL Phases All Segments: **7,949**

MIAMI-DADE METROPOLITAN PLANNING ORGANIZATION
TRANSPORTATION IMPROVEMENT PROGRAM
PRIMARY STATE HIGHWAYS AND INTERMODAL



HIGHWAYS

MPO Project Num: **DT2512652**
LRTP Ref.: **NA**
County: **MIAMI-DADE**
Roadway ID: **87000057**
Lanes Exist: **2**
Lanes Improved: **0**
Lanes Added: **0**
Project Length: **2.657**
District: **06**

Project Description: **BISCAYNE TRAIL/SW 87 AVE**

FROM OLD CUTLER RD

TO BLACK POINT PARK & MARI

Type of Work: **BIKE PATH/TRAIL**

SIS or Non-SIS: **No**

Extra Description:

		Proposed Funding (in \$000s)							
PHASE :	Funding Source	<2016	2015 - 2016	2016 - 2017	2017 - 2018	2018 - 2019	2019 - 2020	>2020	All Years
PRELIMINARY ENGINEERING		150	0	0	0	0	0	0	150
	Total	150	0	0	0	0	0	0	150
CONSTRUCTION		552	0	0	0	0	0	0	552
	Total	552	0	0	0	0	0	0	552

RESPONSIBLE AGENCY: Florida Department of Transportation District 6

Item Segment TOTAL ALL Years ALL Phases: **702**

Item Number: 251265

Item TOTAL ALL Years ALL Phases All Segments: **7,949**

MIAMI-DADE METROPOLITAN PLANNING ORGANIZATION
TRANSPORTATION IMPROVEMENT PROGRAM
PRIMARY STATE HIGHWAYS AND INTERMODAL



HIGHWAYS

MPO Project Num: **DT2512653**
LRTP Ref.: **NA**
County: **MIAMI-DADE**
Roadway ID:
Lanes Exist: **0**
Lanes Improved: **0**
Lanes Added: **0**
Project Length: **.000**
District: **06**

Project Description: **BLACK CREEK TRAIL(A)**

FROM BLACK POINT PARK

**TO MARY/PENNY THOMPSON
PARK**

Type of Work: **BIKE PATH/TRAIL**

SIS or Non-SIS: **No**

Extra Description:

		Proposed Funding (in \$000s)							
PHASE :	Funding Source	<2016	2015 - 2016	2016 - 2017	2017 - 2018	2018 - 2019	2019 - 2020	>2020	All Years
CONSTRUCTION		4	0	0	0	0	0	0	4
CONSTRUCTION		2,780	0	0	0	0	0	0	2,780
	Total	2,784	0	0	0	0	0	0	2,784

RESPONSIBLE AGENCY: Florida Department of Transportation District 6

Item Segment TOTAL ALL Years ALL Phases: **2,784**

Item Number: 251265

Item TOTAL ALL Years ALL Phases All Segments: **7,949**

MIAMI-DADE METROPOLITAN PLANNING ORGANIZATION
TRANSPORTATION IMPROVEMENT PROGRAM
PRIMARY STATE HIGHWAYS AND INTERMODAL



HIGHWAYS

MPO Project Num: **DT2512654**
LRTP Ref.: **NA**
County: **MIAMI-DADE**
Roadway ID:
Lanes Exist: **0**
Lanes Improved: **0**
Lanes Added: **0**
Project Length: **.000**
District: **06**

Project Description: **BISCAYNE S DADE(C&D)**

FROM BLACK POINT PARK TO SW 138 ST & SW 137 AVE

Type of Work: **BIKE PATH/TRAIL**

SIS or Non-SIS: **No**

Extra Description:

PHASE :	Funding Source	Proposed Funding (in \$000s)							
		<2016	2015 - 2016	2016 - 2017	2017 - 2018	2018 - 2019	2019 - 2020	>2020	All Years
PRELIMINARY ENGINEERING		625	0	0	0	0	0	0	625
Total		625	0	0	0	0	0	0	625

RESPONSIBLE AGENCY: Florida Department of Transportation District 6

Item Segment TOTAL ALL Years ALL Phases: **625**

Item Number: 251265

Item TOTAL ALL Years ALL Phases All Segments: **7,949**

MPO Project Num: **DT2512656**
LRTP Ref.: **NA**
County: **MIAMI-DADE**
Roadway ID:
Lanes Exist: **0**
Lanes Improved: **0**
Lanes Added: **0**
Project Length: **.000**
District: **06**

Project Description: **OLD CUTLER TRAIL**

FROM SW 136 ST/SW 63 AVE TO CARTAGENA PLAZA

Type of Work: **BIKE PATH/TRAIL**

SIS or Non-SIS: **No**

Extra Description:

PHASE :	Funding Source	Proposed Funding (in \$000s)							
		<2016	2015 - 2016	2016 - 2017	2017 - 2018	2018 - 2019	2019 - 2020	>2020	All Years
CONSTRUCTION		1,324	0	0	0	0	0	0	1,324
Total		1,324	0	0	0	0	0	0	1,324

RESPONSIBLE AGENCY: Florida Department of Transportation District 6

Item Segment TOTAL ALL Years ALL Phases: **1,324**

Item Number: 251265

Item TOTAL ALL Years ALL Phases All Segments: **7,949**

MIAMI-DADE METROPOLITAN PLANNING ORGANIZATION
TRANSPORTATION IMPROVEMENT PROGRAM
PRIMARY STATE HIGHWAYS AND INTERMODAL



HIGHWAYS

MPO Project Num: **DT2512657**
LRTP Ref.: 6-52
County: **MIAMI-DADE**
Roadway ID:
Lanes Exist: 0
Lanes Improved: 0
Lanes Added: 0
Project Length: .000
District: 06

Project Description: **BISCAYNE TRAIL SEG D**

FROM SW 328 ST/SW 137 AVE TO HOMESTEAD BAYFRONT PARK

Type of Work: **BIKE PATH/TRAIL**

SIS or Non-SIS: **No**

Extra Description:

		Proposed Funding (in \$000s)							
PHASE :	Funding Source	<2016	2015 - 2016	2016 - 2017	2017 - 2018	2018 - 2019	2019 - 2020	>2020	All Years
CONSTRUCTION	TALU	0	0	1,592	0	0	0	0	1,592
CONSTRUCTION	SA	0	0	5	0	0	0	0	5
CONSTRUCTION	TALT	0	0	253	0	0	0	0	253
	Total	0	0	1,850	0	0	0	0	1,850

RESPONSIBLE AGENCY: **Miami-Dade County Public Works**

Item Segment TOTAL ALL Years ALL Phases: **1,850**

Item Number: 251265

Item TOTAL ALL Years ALL Phases All Segments: **7,949**

MIAMI-DADE METROPOLITAN PLANNING ORGANIZATION
TRANSPORTATION IMPROVEMENT PROGRAM
PRIMARY STATE HIGHWAYS AND INTERMODAL



HIGHWAYS

MPO Project Num: **DT2512713**
LRTP Ref.: NA
County: MIAMI-DADE
Roadway ID:
Lanes Exist: 0
Lanes Improved: 0
Lanes Added: 0
Project Length: .000
District: 06

Project Description: **N.BEACH REC CORRIDOR**

FROM 21ST STREET

TO 64TH STTEET

Type of Work: **BIKE PATH/TRAIL**

SIS or Non-SIS: **No**

Extra Description:

PHASE :	Funding Source	Proposed Funding (in \$000s)							
		<2016	2015 - 2016	2016 - 2017	2017 - 2018	2018 - 2019	2019 - 2020	>2020	All Years
CONSTRUCTION		704	0	0	0	0	0	0	704
	Total	704	0	0	0	0	0	0	704

RESPONSIBLE AGENCY: Florida Department of Transportation District 6

Item Segment TOTAL ALL Years ALL Phases: 704

Item Number: 251271

Item TOTAL ALL Years ALL Phases All Segments: 9,970

MIAMI-DADE METROPOLITAN PLANNING ORGANIZATION
TRANSPORTATION IMPROVEMENT PROGRAM
PRIMARY STATE HIGHWAYS AND INTERMODAL



HIGHWAYS

MPO Project Num: **DT2512715**
LRTP Ref.: 6-54
County: MIAMI-DADE
Roadway ID:
Lanes Exist: 0
Lanes Improved: 0
Lanes Added: 0
Project Length: .000
District: 06

Project Description: **MIDDLE BEACH REC-PH1**

FROM 47 ST

**TO 53 ST INCLG BEACH VIEW
PARK AT 53 S**

Type of Work: **BIKE PATH/TRAIL**

SIS or Non-SIS: **No**

Extra Description:

		Proposed Funding (in \$000s)							
PHASE :	Funding Source	<2016	2015 - 2016	2016 - 2017	2017 - 2018	2018 - 2019	2019 - 2020	>2020	All Years
CONSTRUCTION	SA	0	0	5	0	0	0	0	5
CONSTRUCTION	TALU	0	0	1,000	0	0	0	0	1,000
	Total	0	0	1,005	0	0	0	0	1,005

RESPONSIBLE AGENCY: Florida Department of Transportation District 6

Item Segment TOTAL ALL Years ALL Phases: 1,005

Item Number: 251271

Item TOTAL ALL Years ALL Phases All Segments: 9,970

MIAMI-DADE METROPOLITAN PLANNING ORGANIZATION
TRANSPORTATION IMPROVEMENT PROGRAM
PRIMARY STATE HIGHWAYS AND INTERMODAL



HIGHWAYS

MPO Project Num: **DT2512716**
LRTP Ref.: 6-4
County: MIAMI-DADE
Roadway ID:
Lanes Exist: 0
Lanes Improved: 0
Lanes Added: 0
Project Length: .000
District: 06

Project Description: **NORTH BEACH CORRIDOR -VARIOUS
BIKE PATH LINKS, ADA ACCESS,
SIDEWALK**

Type of Work: **BIKE PATH/TRAIL**

SIS or Non-SIS: **No**

Extra Description:

		Proposed Funding (in \$000s)							
PHASE :	Funding Source	<2016	2015 - 2016	2016 - 2017	2017 - 2018	2018 - 2019	2019 - 2020	>2020	All Years
CONSTRUCTION	SA	0	0	31	0	0	0	0	31
CONSTRUCTION	TALU	0	0	292	0	0	0	0	292
	Total	0	0	323	0	0	0	0	323

RESPONSIBLE AGENCY: Florida Department of Transportation District 6

Item Segment TOTAL ALL Years ALL Phases: 323

Item Number: 251271

Item TOTAL ALL Years ALL Phases All Segments: 9,970

MIAMI-DADE METROPOLITAN PLANNING ORGANIZATION
TRANSPORTATION IMPROVEMENT PROGRAM
PRIMARY STATE HIGHWAYS AND INTERMODAL



HIGHWAYS

MPO Project Num: **DT2516701**
LRTP Ref.: **NA**
County: **MIAMI-DADE**
Roadway ID: **87200000**
Lanes Exist: **0**
Lanes Improved: **0**
Lanes Added: **0**
Project Length: **2.748**
District: **06**

Project Description: **SR 836/I-395/I-95**

FROM NW 17TH AVENUE

TO MACARTHUR CSWY BR.

Type of Work: **PD&E/EMO STUDY**

SIS or Non-SIS: **Yes**

Extra Description:

PHASE :	Funding Source	Proposed Funding (in \$000s)							
		<2016	2015 - 2016	2016 - 2017	2017 - 2018	2018 - 2019	2019 - 2020	>2020	All Years
P D & E		203	0	0	0	0	0	0	203
P D & E		671	0	0	0	0	0	0	671
P D & E		1,828	0	0	0	0	0	0	1,828
P D & E		3,546	0	0	0	0	0	0	3,546
P D & E		1,729	0	0	0	0	0	0	1,729
	Total	7,977	0	0	0	0	0	0	7,977

RESPONSIBLE AGENCY: **Florida Department of Transportation District 6**

Item Segment **TOTAL ALL Years ALL Phases:** **7,977**

Item Number: **251670**

Item **TOTAL ALL Years ALL Phases All Segments:** **7,977**

MIAMI-DADE METROPOLITAN PLANNING ORGANIZATION
TRANSPORTATION IMPROVEMENT PROGRAM
PRIMARY STATE HIGHWAYS AND INTERMODAL



HIGHWAYS

MPO Project Num: **DT2516841**
LRTP Ref.: **NA**
County: **MIAMI-DADE**
Roadway ID: **87140000**
Lanes Exist: **2**
Lanes Improved: **0**
Lanes Added: **0**
Project Length: **.727**
District: **06**

Project Description: **SR 9A/I-95 GOLDEN GLADES
MULTIMODAL TERMINAL**

Type of Work: **INTERMODAL HUB CAPACITY**

SIS or Non-SIS: **Yes**

Extra Description:

PHASE :	Funding Source	Proposed Funding (in \$000s)							
		<2016	2015 - 2016	2016 - 2017	2017 - 2018	2018 - 2019	2019 - 2020	>2020	All Years
P D & E		572	0	0	0	0	0	0	572
P D & E		13	0	0	0	0	0	0	13
	Total	585	0	0	0	0	0	0	585
PRELIMINARY ENGINEERING		5	0	0	0	0	0	0	5
PRELIMINARY ENGINEERING		158	0	0	0	0	0	0	158
	Total	162	0	0	0	0	0	0	162

RESPONSIBLE AGENCY: Florida Department of Transportation District 6

Item Segment TOTAL ALL Years ALL Phases: 747

Item Number: 251684

Item TOTAL ALL Years ALL Phases All Segments: 1,987

MIAMI-DADE METROPOLITAN PLANNING ORGANIZATION
TRANSPORTATION IMPROVEMENT PROGRAM
PRIMARY STATE HIGHWAYS AND INTERMODAL



HIGHWAYS

MPO Project Num: **DT2516842**
 LRTP Ref.: NA
 County: MIAMI-DADE
 Roadway ID:
 Lanes Exist: 0
 Lanes Improved: 0
 Lanes Added: 0
 Project Length: .000
 District: 06

Project Description: **SR 9A/I-95 LEGAL CONSULTANT FOR
GOLDEN GLADES MULTIMODAL TERMINL**

Type of Work: **PARK AND RIDE LOTS**

SIS or Non-SIS: **Yes**

Extra Description:

		Proposed Funding (in \$000s)							
PHASE :	Funding Source	<2016	2015 - 2016	2016 - 2017	2017 - 2018	2018 - 2019	2019 - 2020	>2020	All Years
PRELIMINARY ENGINEERING		269	0	0	0	0	0	0	269
	Total	269	0	0	0	0	0	0	269

RESPONSIBLE AGENCY: Florida Department of Transportation District 6

Item Segment TOTAL ALL Years ALL Phases: 269

Item Number: 251684

Item TOTAL ALL Years ALL Phases All Segments: 1,987

MIAMI-DADE METROPOLITAN PLANNING ORGANIZATION
TRANSPORTATION IMPROVEMENT PROGRAM
PRIMARY STATE HIGHWAYS AND INTERMODAL



HIGHWAYS

MPO Project Num: **DT2516844**
LRTP Ref.: NA
County: MIAMI-DADE
Roadway ID: 87270000
Lanes Exist: 6
Lanes Improved: 0
Lanes Added: 0
Project Length: .198
District: 06

Project Description: **SR 9A/I-95 GOLDEN GLADES
INTERCHANGE PARK & RIDE (EAST LOT)**

Type of Work: **PARK AND RIDE LOTS**

SIS or Non-SIS: **Yes**

Extra Description:

PHASE :	Funding Source	Proposed Funding (in \$000s)							
		<2016	2015 - 2016	2016 - 2017	2017 - 2018	2018 - 2019	2019 - 2020	>2020	All Years
CONSTRUCTION		922	0	0	0	0	0	0	922
CONSTRUCTION		50	0	0	0	0	0	0	50
	Total	972	0	0	0	0	0	0	972

RESPONSIBLE AGENCY: Florida Department of Transportation District 6

Item Segment TOTAL ALL Years ALL Phases: 972

Item Number: 251684

Item TOTAL ALL Years ALL Phases All Segments: 1,987

MIAMI-DADE METROPOLITAN PLANNING ORGANIZATION
TRANSPORTATION IMPROVEMENT PROGRAM
PRIMARY STATE HIGHWAYS AND INTERMODAL



HIGHWAYS

MPO Project Num: **DT2516881**
LRTP Ref.: 6-10
County: MIAMI-DADE
Roadway ID: 87200000
Lanes Exist: 2
Lanes Improved: 2
Lanes Added: 1
Project Length: 1.364
District: 06

Project Description: **SR 836/I-395**

FROM WEST OF I-95

**TO MACARTHUR CSWY
BRIDGE**

Type of Work: **BRIDGE-REPLACE AND ADD LANES**

SIS or Non-SIS: **Yes**

Extra Description:

PHASE :	Funding Source	Proposed Funding (in \$000s)							
		<2016	2015 - 2016	2016 - 2017	2017 - 2018	2018 - 2019	2019 - 2020	>2020	All Years
CONTRACT INCENTIVES	SU	0	0	0	0	0	0	7,000	7,000
	Total	0	0	0	0	0	0	7,000	7,000
DESIGN BUILD	DDR	0	0	0	0	340	0	0	340
DESIGN BUILD	BRRP	11	0	0	0	0	0	0	11
DESIGN BUILD	ACNP	0	0	60,000	111,178	0	0	0	171,178
DESIGN BUILD	STED	0	0	0	690	100,000	0	0	100,690
DESIGN BUILD	DI	0	0	185,666	121,529	18,470	0	0	325,665
	Total	11	0	245,666	233,397	118,810	0	0	597,884
PRELIMINARY ENGINEERING	DI	508	3,123	0	0	0	0	0	3,631
PRELIMINARY ENGINEERING	DIS	200	0	0	0	0	0	0	200
PRELIMINARY ENGINEERING	ACNP	2,626	0	0	0	0	0	0	2,626
PRELIMINARY ENGINEERING	DS	99	0	0	0	0	0	0	99
PRELIMINARY ENGINEERING	DDR	25	0	0	0	0	0	0	25
PRELIMINARY ENGINEERING	DIH	481	50	50	0	0	0	0	581

MIAMI-DADE METROPOLITAN PLANNING ORGANIZATION
TRANSPORTATION IMPROVEMENT PROGRAM
PRIMARY STATE HIGHWAYS AND INTERMODAL



HIGHWAYS

MPO Project Num: **DT2516881**
LRTP Ref.: 6-10
County: MIAMI-DADE
Roadway ID: 87200000
Lanes Exist: 2
Lanes Improved: 2
Lanes Added: 1
Project Length: 1.364
District: 06

Project Description: **SR 836/I-395**

FROM WEST OF I-95

**TO MACARTHUR CSWY
BRIDGE**

Type of Work: **BRIDGE-REPLACE AND ADD LANES**

SIS or Non-SIS: **Yes**

Extra Description:

PHASE :	Funding Source	Proposed Funding (in \$000s)							
		<2016	2015 - 2016	2016 - 2017	2017 - 2018	2018 - 2019	2019 - 2020	>2020	All Years
PRELIMINARY ENGINEERING	NHPP	6,793	0	0	0	0	0	0	6,793
	Total	10,732	3,173	50	0	0	0	0	13,955
RAILROAD & UTILITIES	DS	11	0	0	0	0	0	0	11
RAILROAD & UTILITIES	DI	20	600	2,200	0	0	0	0	2,820
RAILROAD & UTILITIES	LF	0	0	13,600	0	0	0	0	13,600
	Total	31	600	15,800	0	0	0	0	16,431
RIGHT OF WAY	DDR	0	300	0	0	0	0	0	300
RIGHT OF WAY	DIH	2,042	0	0	0	0	0	0	2,042
RIGHT OF WAY	GMR	9,744	900	0	0	0	0	0	10,644
RIGHT OF WAY	DIS	2,120	0	0	0	0	0	0	2,120
RIGHT OF WAY	DS	14,357	0	0	0	0	0	0	14,357
RIGHT OF WAY	BNCA	24	0	0	0	0	0	0	24
RIGHT OF WAY	BNIR	130,850	0	0	0	0	0	0	130,850
RIGHT OF WAY	DI	9,429	0	0	0	0	0	0	9,429

MIAMI-DADE METROPOLITAN PLANNING ORGANIZATION
TRANSPORTATION IMPROVEMENT PROGRAM
PRIMARY STATE HIGHWAYS AND INTERMODAL



HIGHWAYS

MPO Project Num: **DT2516881**
 LRTP Ref.: 6-10
 County: MIAMI-DADE
 Roadway ID: 87200000
 Lanes Exist: 2
 Lanes Improved: 2
 Lanes Added: 1
 Project Length: 1.364
 District: 06

Project Description: **SR 836/I-395**

FROM WEST OF I-95

**TO MACARTHUR CSWY
BRIDGE**

Type of Work: **BRIDGE-REPLACE AND ADD LANES**

SIS or Non-SIS: **Yes**

Extra Description:

		Proposed Funding (in \$000s)							
PHASE :	Funding Source	<2016	2015 - 2016	2016 - 2017	2017 - 2018	2018 - 2019	2019 - 2020	>2020	All Years
RIGHT OF WAY	BNDS	1,086	0	0	0	0	0	0	1,086
	Total	169,652	1,200	0	0	0	0	0	170,852

RESPONSIBLE AGENCY: Florida Department of Transportation District 6

Item Segment TOTAL ALL Years ALL Phases: 806,122

Item Number: 251688

Item TOTAL ALL Years ALL Phases All Segments: 806,122

MIAMI-DADE METROPOLITAN PLANNING ORGANIZATION
TRANSPORTATION IMPROVEMENT PROGRAM
PRIMARY STATE HIGHWAYS AND INTERMODAL



HIGHWAYS

MPO Project Num: **DT4055741**
 LRTP Ref.: C-9
 County: MIAMI-DADE
 Roadway ID:
 Lanes Exist: 0
 Lanes Improved: 0
 Lanes Added: 0
 Project Length: .000
 District: 06

Project Description: **MIAMI-DADE COUNTYWDE AGREEMENT-
TRAFFIC SIGNALS MAINTENANCE &
OPERATION**

Type of Work: **TRAFFIC SIGNALS**

SIS or Non-SIS: **No**

Extra Description:

		Proposed Funding (in \$000s)							
PHASE :	Funding Source	<2016	2015 - 2016	2016 - 2017	2017 - 2018	2018 - 2019	2019 - 2020	>2020	All Years
OPERATIONS	DITS	59	3,688	0	0	0	0	0	3,747
OPERATIONS	DDR	22,641	2,567	2,669	2,776	2,887	3,000	0	36,540
	Total	22,700	6,255	2,669	2,776	2,887	3,000	0	40,287
PRELIMINARY ENGINEERING	DIH	0	0	0	0	0	0	0	0
	Total	0	0	0	0	0	0	0	0

RESPONSIBLE AGENCY: Florida Department of Transportation District 6

Item Segment TOTAL ALL Years ALL Phases: 40,287

Item Number: 405574

Item TOTAL ALL Years ALL Phases All Segments: 40,287

MIAMI-DADE METROPOLITAN PLANNING ORGANIZATION
TRANSPORTATION IMPROVEMENT PROGRAM
PRIMARY STATE HIGHWAYS AND INTERMODAL



HIGHWAYS

MPO Project Num: **DT4055751**
LRTP Ref.: **NA**
County: **MIAMI-DADE**
Roadway ID: **87150000**
Lanes Exist: **2**
Lanes Improved: **2**
Lanes Added: **0**
Project Length: **3.827**
District: **06**

Project Description: **SR 997/KROME AVENUE**

FROM SR 5/US-1

TO S.W. 296TH STREET

Type of Work: **FLEXIBLE PAVEMENT RECONSTRUCT.**

SIS or Non-SIS: **Yes**

Extra Description:

		Proposed Funding (in \$000s)							
PHASE :	Funding Source	<2016	2015 - 2016	2016 - 2017	2017 - 2018	2018 - 2019	2019 - 2020	>2020	All Years
P D & E		13	0	0	0	0	0	0	13
	Total	13	0	0	0	0	0	0	13
PRELIMINARY ENGINEERING		5	0	0	0	0	0	0	5
PRELIMINARY ENGINEERING		1,212	0	0	0	0	0	0	1,212
	Total	1,217	0	0	0	0	0	0	1,217
CONSTRUCTION		4	0	0	0	0	0	0	4
	Total	4	0	0	0	0	0	0	4

RESPONSIBLE AGENCY: **Florida Department of Transportation District 6**

Item Segment TOTAL ALL Years ALL Phases: **1,234**

Item Number: **405575**

Item TOTAL ALL Years ALL Phases All Segments: **60,032**

MIAMI-DADE METROPOLITAN PLANNING ORGANIZATION
TRANSPORTATION IMPROVEMENT PROGRAM
PRIMARY STATE HIGHWAYS AND INTERMODAL



HIGHWAYS

MPO Project Num: **DT4055752**
LRTP Ref.: **NA**
County: **MIAMI-DADE**
Roadway ID: **87150000**
Lanes Exist: **2**
Lanes Improved: **2**
Lanes Added: **0**
Project Length: **1.933**
District: **06**

Project Description: **SR 997/KROME AVENUE**

FROM SO. OF FLAGLER AVE TO SW 296TH ST. (BY-PASS)

Type of Work: **PD&E/EMO STUDY**

SIS or Non-SIS: **Yes**

Extra Description:

		Proposed Funding (in \$000s)							
PHASE :	Funding Source	<2016	2015 - 2016	2016 - 2017	2017 - 2018	2018 - 2019	2019 - 2020	>2020	All Years
P D & E		153	0	0	0	0	0	0	153
P D & E		1,534	0	0	0	0	0	0	1,534
	Total	1,687	0	0	0	0	0	0	1,687

RESPONSIBLE AGENCY: Florida Department of Transportation District 6

Item Segment TOTAL ALL Years ALL Phases: **1,687**

Item Number: 405575

Item TOTAL ALL Years ALL Phases All Segments: **60,032**

MIAMI-DADE METROPOLITAN PLANNING ORGANIZATION
TRANSPORTATION IMPROVEMENT PROGRAM
PRIMARY STATE HIGHWAYS AND INTERMODAL



HIGHWAYS

MPO Project Num: **DT4055753**
LRTP Ref.: **NA**
County: **MIAMI-DADE**
Roadway ID: **87150000**
Lanes Exist: **2**
Lanes Improved: **2**
Lanes Added: **2**
Project Length: **1.810**
District: **06**

Project Description: **SR 997/KROME AVENUE**

FROM SR 5/US-1

TO LUCY STREET

Type of Work: **ADD LANES & RECONSTRUCT**

SIS or Non-SIS: **Yes**

Extra Description:

		Proposed Funding (in \$000s)							
PHASE :	Funding Source	<2016	2015 - 2016	2016 - 2017	2017 - 2018	2018 - 2019	2019 - 2020	>2020	All Years
	RIGHT OF WAY	2,143	0	0	0	0	0	0	2,143
	RIGHT OF WAY	2,446	0	0	0	0	0	0	2,446
	Total	4,589	0	0	0	0	0	0	4,589

RESPONSIBLE AGENCY: Florida Department of Transportation District 6

Item Segment TOTAL ALL Years ALL Phases: **4,589**

Item Number: 405575

Item TOTAL ALL Years ALL Phases All Segments: **60,032**

MIAMI-DADE METROPOLITAN PLANNING ORGANIZATION
TRANSPORTATION IMPROVEMENT PROGRAM
PRIMARY STATE HIGHWAYS AND INTERMODAL



HIGHWAYS

MPO Project Num: **DT4055755**
LRTP Ref.: **NA**
County: **MIAMI-DADE**
Roadway ID: **87150000**
Lanes Exist: **2**
Lanes Improved: **2**
Lanes Added: **0**
Project Length: **3.827**
District: **06**

Project Description: **SR 997/KROME AVENUE**

FROM SR 5/US-1

**TO SW 296TH ST
W/EXCEPTIONS**

Type of Work: **RESURFACING**

SIS or Non-SIS: **Yes**

Extra Description:

		Proposed Funding (in \$000s)							
PHASE :	Funding Source	<2016	2015 - 2016	2016 - 2017	2017 - 2018	2018 - 2019	2019 - 2020	>2020	All Years
PRELIMINARY ENGINEERING		300	0	0	0	0	0	0	300
PRELIMINARY ENGINEERING		57	0	0	0	0	0	0	57
	Total	356	0	0	0	0	0	0	356
CONSTRUCTION		5,183	0	0	0	0	0	0	5,183
	Total	5,183	0	0	0	0	0	0	5,183

RESPONSIBLE AGENCY: Florida Department of Transportation District 6

Item Segment TOTAL ALL Years ALL Phases: **5,540**

Item Number: 405575

Item TOTAL ALL Years ALL Phases All Segments: **60,032**

MIAMI-DADE METROPOLITAN PLANNING ORGANIZATION
TRANSPORTATION IMPROVEMENT PROGRAM
PRIMARY STATE HIGHWAYS AND INTERMODAL



HIGHWAYS

MPO Project Num: **DT4055756**
LRTP Ref.: 6-12
County: MIAMI-DADE
Roadway ID: 87000043
Lanes Exist: 2
Lanes Improved: 2
Lanes Added: 0
Project Length: .753
District: 06

Project Description: **SW 312 ST/CAMPBELL DR**

FROM SR 997/KROME AVE

TO SR 5/US 1 (TRUCKBYPASS)

Type of Work: **FLEXIBLE PAVEMENT
RECONSTRUCTION**

SIS or Non-SIS: **Yes**

Extra Description:

		Proposed Funding (in \$000s)							
PHASE :	Funding Source	<2016	2015 - 2016	2016 - 2017	2017 - 2018	2018 - 2019	2019 - 2020	>2020	All Years
PRELIMINARY ENGINEERING	ACNP	0	1,300	0	0	0	0	0	1,300
PRELIMINARY ENGINEERING	SA	0	80	0	0	0	0	0	80
	Total	0	1,380	0	0	0	0	0	1,380
RAILROAD & UTILITIES	ACNP	0	0	21	0	0	0	0	21
	Total	0	0	21	0	0	0	0	21
RIGHT OF WAY	ACNP	0	0	4,602	0	0	0	0	4,602
RIGHT OF WAY	SA	0	0	7,100	3,882	5,305	0	0	16,287
	Total	0	0	11,702	3,882	5,305	0	0	20,889
CONSTRUCTION	SU	0	0	0	0	14,228	1,814	0	16,042
	Total	0	0	0	0	14,228	1,814	0	16,042

RESPONSIBLE AGENCY: Florida Department of Transportation District 6

Item Segment TOTAL ALL Years ALL Phases: 38,332

Item Number: 405575

Item TOTAL ALL Years ALL Phases All Segments: 60,032

MIAMI-DADE METROPOLITAN PLANNING ORGANIZATION
TRANSPORTATION IMPROVEMENT PROGRAM
PRIMARY STATE HIGHWAYS AND INTERMODAL



HIGHWAYS

MPO Project Num: **DT4055757**
LRTP Ref.: 6-12
County: MIAMI-DADE
Roadway ID: 87000031
Lanes Exist: 2
Lanes Improved: 2
Lanes Added: 0
Project Length: .127
District: 06

Project Description: **SW 336 ST/DAVIS PKWY**

**FROM SR 997/KROME
AVENUE**

TO US 1 (TRUCK BYPASS)

Type of Work: **WIDEN/RESURFACE EXIST LANES**

SIS or Non-SIS: **No**

Extra Description:

		Proposed Funding (in \$000s)							
PHASE :	Funding Source	<2016	2015 - 2016	2016 - 2017	2017 - 2018	2018 - 2019	2019 - 2020	>2020	All Years
PRELIMINARY ENGINEERING	SA	0	375	0	0	0	0	0	375
	Total	0	375	0	0	0	0	0	375
RIGHT OF WAY	SA	0	0	0	84	0	0	0	84
	Total	0	0	0	84	0	0	0	84
CONSTRUCTION	SA	0	0	0	0	2,065	284	0	2,349
	Total	0	0	0	0	2,065	284	0	2,349

RESPONSIBLE AGENCY: Florida Department of Transportation District 6

Item Segment TOTAL ALL Years ALL Phases: 2,808

Item Number: 405575

Item TOTAL ALL Years ALL Phases All Segments: 60,032

MIAMI-DADE METROPOLITAN PLANNING ORGANIZATION
TRANSPORTATION IMPROVEMENT PROGRAM
PRIMARY STATE HIGHWAYS AND INTERMODAL



HIGHWAYS

MPO Project Num: **DT4055758**
LRTP Ref.: 6-12
County: MIAMI-DADE
Roadway ID: 87160000
Lanes Exist: 3
Lanes Improved: 3
Lanes Added: 0
Project Length: .127
District: 06

Project Description: **SR 9336/PALM DRIVE**

FROM SR 997/KROME AVE

TO SR 5/US 1 (TRUCK BYPASS)

Type of Work: **WIDEN/RESURFACE EXIST LANES**

SIS or Non-SIS: **Yes**

Extra Description:

		Proposed Funding (in \$000s)							
PHASE :	Funding Source	<2016	2015 - 2016	2016 - 2017	2017 - 2018	2018 - 2019	2019 - 2020	>2020	All Years
PRELIMINARY ENGINEERING	DI	0	200	0	0	0	0	0	200
PRELIMINARY ENGINEERING	DIH	0	20	0	0	0	0	0	20
	Total	0	220	0	0	0	0	0	220
CONSTRUCTION	DDR	0	0	0	0	1,067	137	0	1,204
CONSTRUCTION	DIH	0	0	0	0	28	0	0	28
	Total	0	0	0	0	1,095	137	0	1,232

RESPONSIBLE AGENCY: Florida Department of Transportation District 6

Item Segment TOTAL ALL Years ALL Phases: 1,452

Item Number: 405575

Item TOTAL ALL Years ALL Phases All Segments: 60,032

MIAMI-DADE METROPOLITAN PLANNING ORGANIZATION
TRANSPORTATION IMPROVEMENT PROGRAM
PRIMARY STATE HIGHWAYS AND INTERMODAL



HIGHWAYS

MPO Project Num: **DT4055759**
LRTP Ref.: 6-11
County: **MIAMI-DADE**
Roadway ID: 87150000
Lanes Exist: 2
Lanes Improved: 2
Lanes Added: 2
Project Length: .855
District: 06

Project Description: **SR 997/KROME AVENUE**

FROM SW 312ST/CAMPBELL DR TO SW 296 ST (TRUCKBYP)

Type of Work: **ADD LANES & REHABILITATE PVMNT**

SIS or Non-SIS: **Yes**

Extra Description:

		Proposed Funding (in \$000s)							
PHASE :	Funding Source	<2016	2015 - 2016	2016 - 2017	2017 - 2018	2018 - 2019	2019 - 2020	>2020	All Years
PRELIMINARY ENGINEERING	DIH	0	75	0	0	0	0	0	75
PRELIMINARY ENGINEERING	DI	0	500	0	0	0	0	0	500
	Total	0	575	0	0	0	0	0	575
RIGHT OF WAY	DDR	0	0	429	151	0	0	0	580
RIGHT OF WAY	DS	0	0	40	8	0	0	0	48
RIGHT OF WAY	DIH	0	0	65	20	0	0	0	85
	Total	0	0	534	179	0	0	0	713
CONSTRUCTION	DIH	0	0	0	0	83	0	0	83
CONSTRUCTION	DDR	0	0	0	0	2,588	432	0	3,020
	Total	0	0	0	0	2,671	432	0	3,103

RESPONSIBLE AGENCY: Florida Department of Transportation District 6

Item Segment TOTAL ALL Years ALL Phases: 4,391

Item Number: 405575

Item TOTAL ALL Years ALL Phases All Segments: 60,032

MIAMI-DADE METROPOLITAN PLANNING ORGANIZATION
TRANSPORTATION IMPROVEMENT PROGRAM
PRIMARY STATE HIGHWAYS AND INTERMODAL



HIGHWAYS

MPO Project Num: **DT4056101**
LRTP Ref.: NA
County: DIST/ST-WIDE
Roadway ID:
Lanes Exist: 0
Lanes Improved: 0
Lanes Added: 0
Project Length: .000
District: 06

Project Description: **DISTRICTWIDE LANDSCAPING
CONSULTANT**

Type of Work: **LANDSCAPING**

SIS or Non-SIS: **No**

Extra Description:

		Proposed Funding (in \$000s)							
PHASE :	Funding Source	<2016	2015 - 2016	2016 - 2017	2017 - 2018	2018 - 2019	2019 - 2020	>2020	All Years
P D & E		2,880	0	0	0	0	0	0	2,880
	Total	2,880	0	0	0	0	0	0	2,880

RESPONSIBLE AGENCY: Florida Department of Transportation District 6

Item Segment TOTAL ALL Years ALL Phases: 2,880

Item Number: 405610

Item TOTAL ALL Years ALL Phases All Segments: 9,746

MIAMI-DADE METROPOLITAN PLANNING ORGANIZATION
TRANSPORTATION IMPROVEMENT PROGRAM
PRIMARY STATE HIGHWAYS AND INTERMODAL



HIGHWAYS

MPO Project Num: **DT4056102**
 LRTP Ref.: **NA**
 County: **DIST/ST-WIDE**
 Roadway ID:
 Lanes Exist: **0**
 Lanes Improved: **0**
 Lanes Added: **0**
 Project Length: **.000**
 District: **06**

Project Description: **DISTRICTWIDE LANDSCAPING
PUSHBUTTON CONTRACTOR**

Type of Work: **LANDSCAPING**

SIS or Non-SIS: **No**

Extra Description:

PHASE :	Funding Source	Proposed Funding (in \$000s)							
		<2016	2015 - 2016	2016 - 2017	2017 - 2018	2018 - 2019	2019 - 2020	>2020	All Years
PRELIMINARY ENGINEERING		1	0	0	0	0	0	0	1
	Total	1	0	0	0	0	0	0	1
CONSTRUCTION		872	0	0	0	0	0	0	872
	Total	872	0	0	0	0	0	0	872

RESPONSIBLE AGENCY: Florida Department of Transportation District 6

Item Segment TOTAL ALL Years ALL Phases: **873**

Item Number: 405610

Item TOTAL ALL Years ALL Phases All Segments: **9,746**

MIAMI-DADE METROPOLITAN PLANNING ORGANIZATION
TRANSPORTATION IMPROVEMENT PROGRAM
PRIMARY STATE HIGHWAYS AND INTERMODAL



HIGHWAYS

MPO Project Num: **DT4056103**
LRTP Ref.: **NA**
County: **DIST/ST-WIDE**
Roadway ID:
Lanes Exist: **0**
Lanes Improved: **0**
Lanes Added: **0**
Project Length: **.000**
District: **06**

Project Description: **DISTRICTWIDE PUSHBUTTON
LANDSCAPING**

Type of Work: **LANDSCAPING**

SIS or Non-SIS: **No**

Extra Description:

PHASE :	Funding Source	Proposed Funding (in \$000s)							All Years
		<2016	2015 - 2016	2016 - 2017	2017 - 2018	2018 - 2019	2019 - 2020	>2020	
CONSTRUCTION		47	0	0	0	0	0	0	47
Total		47	0	0	0	0	0	0	47

RESPONSIBLE AGENCY: Florida Department of Transportation District 6

Item Segment TOTAL ALL Years ALL Phases: **47**

Item Number: 405610

Item TOTAL ALL Years ALL Phases All Segments: **9,746**

MPO Project Num: **DT4056104**
LRTP Ref.: **NA**
County: **DIST/ST-WIDE**
Roadway ID:
Lanes Exist: **0**
Lanes Improved: **0**
Lanes Added: **0**
Project Length: **.000**
District: **06**

Project Description: **DISTRICTWIDE PUSHBUTTON
LANDSCAPING CONTRACTOR**

Type of Work: **LANDSCAPING**

SIS or Non-SIS: **No**

Extra Description:

PHASE :	Funding Source	Proposed Funding (in \$000s)							All Years
		<2016	2015 - 2016	2016 - 2017	2017 - 2018	2018 - 2019	2019 - 2020	>2020	
CONSTRUCTION		849	0	0	0	0	0	0	849
Total		849	0	0	0	0	0	0	849

RESPONSIBLE AGENCY: Florida Department of Transportation District 6

Item Segment TOTAL ALL Years ALL Phases: **849**

Item Number: 405610

Item TOTAL ALL Years ALL Phases All Segments: **9,746**

MIAMI-DADE METROPOLITAN PLANNING ORGANIZATION
TRANSPORTATION IMPROVEMENT PROGRAM
PRIMARY STATE HIGHWAYS AND INTERMODAL



HIGHWAYS

MPO Project Num: **DT4056105**
 LRTP Ref.: NA
 County: DIST/ST-WIDE
 Roadway ID:
 Lanes Exist: 0
 Lanes Improved: 0
 Lanes Added: 0
 Project Length: .000
 District: 06

Project Description: **DISTRICTWIDE PUSHBUTTON
LANDSCAPING CONTRACTOR**

Type of Work: **LANDSCAPING**

SIS or Non-SIS: **No**

Extra Description:

PHASE :	Funding Source	Proposed Funding (in \$000s)							
		<2016	2015 - 2016	2016 - 2017	2017 - 2018	2018 - 2019	2019 - 2020	>2020	All Years
PRELIMINARY ENGINEERING		2	0	0	0	0	0	0	2
	Total	2	0	0	0	0	0	0	2
CONSTRUCTION		2,531	0	0	0	0	0	0	2,531
	Total	2,531	0	0	0	0	0	0	2,531

RESPONSIBLE AGENCY: Florida Department of Transportation District 6

Item Segment TOTAL ALL Years ALL Phases: 2,533

Item Number: 405610

Item TOTAL ALL Years ALL Phases All Segments: 9,746

MIAMI-DADE METROPOLITAN PLANNING ORGANIZATION
TRANSPORTATION IMPROVEMENT PROGRAM
PRIMARY STATE HIGHWAYS AND INTERMODAL



HIGHWAYS

MPO Project Num: **DT4056106**
LRTP Ref.: **C-9**
County: **DIST/ST-WIDE**
Roadway ID:
Lanes Exist: **0**
Lanes Improved: **0**
Lanes Added: **0**
Project Length: **.000**
District: **06**

Project Description: **DISTRICTWIDE PUSHBUTTON
LANDSCAPING CONTRACTOR**

Type of Work: **LANDSCAPING**

SIS or Non-SIS: **No**

Extra Description:

		Proposed Funding (in \$000s)							
PHASE :	Funding Source	<2016	2015 - 2016	2016 - 2017	2017 - 2018	2018 - 2019	2019 - 2020	>2020	All Years
CONSTRUCTION	DS	0	524	0	0	0	0	0	524
CONSTRUCTION	DIH	0	88	84	0	0	0	0	172
	Total	0	612	84	0	0	0	0	696

RESPONSIBLE AGENCY: Florida Department of Transportation District 6

Item Segment TOTAL ALL Years ALL Phases: 696

Item Number: 405610

Item TOTAL ALL Years ALL Phases All Segments: 9,746

MIAMI-DADE METROPOLITAN PLANNING ORGANIZATION
TRANSPORTATION IMPROVEMENT PROGRAM
PRIMARY STATE HIGHWAYS AND INTERMODAL



HIGHWAYS

MPO Project Num: **DT4056107**
 LRTP Ref.: **C-9**
 County: **DIST/ST-WIDE**
 Roadway ID:
 Lanes Exist: **0**
 Lanes Improved: **0**
 Lanes Added: **0**
 Project Length: **.000**
 District: **06**

Project Description: **DISTRICTWIDE PUSHBUTTON
LANDSCAPING CONTRACTOR**

Type of Work: **LANDSCAPING**

SIS or Non-SIS: **No**

Extra Description:

		Proposed Funding (in \$000s)							
PHASE :	Funding Source	<2016	2015 - 2016	2016 - 2017	2017 - 2018	2018 - 2019	2019 - 2020	>2020	All Years
CONSTRUCTION	DIH	0	0	0	13	0	0	0	13
CONSTRUCTION	DS	0	0	0	733	0	0	0	733
	Total	0	0	0	746	0	0	0	746

RESPONSIBLE AGENCY: Florida Department of Transportation District 6

Item Segment TOTAL ALL Years ALL Phases: **746**

Item Number: 405610

Item TOTAL ALL Years ALL Phases All Segments: **9,746**

MIAMI-DADE METROPOLITAN PLANNING ORGANIZATION
TRANSPORTATION IMPROVEMENT PROGRAM
PRIMARY STATE HIGHWAYS AND INTERMODAL



HIGHWAYS

MPO Project Num: **DT4056108**
LRTP Ref.: C-9
County: DIST/ST-WIDE
Roadway ID:
Lanes Exist:
Lanes Improved:
Lanes Added:
Project Length: .000
District: 06

Project Description: **DISTRICTWIDE PUSHBUTTON
LANDSCAPING CONTRACTOR**

Type of Work: **LANDSCAPING**

SIS or Non-SIS: **No**

Extra Description:

		Proposed Funding (in \$000s)							
PHASE :	Funding Source	<2016	2015 - 2016	2016 - 2017	2017 - 2018	2018 - 2019	2019 - 2020	>2020	All Years
CONSTRUCTION	DIH	0	0	0	0	0	17	0	17
CONSTRUCTION	DS	0	0	0	0	0	1,106	0	1,106
	Total	0	0	0	0	0	1,123	0	1,123

RESPONSIBLE AGENCY: Florida Department of Transportation District 6

Item Segment TOTAL ALL Years ALL Phases: 1,123

Item Number: 405610

Item TOTAL ALL Years ALL Phases All Segments: 9,746

MIAMI-DADE METROPOLITAN PLANNING ORGANIZATION
TRANSPORTATION IMPROVEMENT PROGRAM
PRIMARY STATE HIGHWAYS AND INTERMODAL



HIGHWAYS

MPO Project Num: **DT4056151**
 LRTP Ref.: **NA**
 County: **MIAMI-DADE**
 Roadway ID:
 Lanes Exist: **0**
 Lanes Improved: **0**
 Lanes Added: **0**
 Project Length: **.000**
 District: **06**

Project Description: **N.W. 87TH AVENUE**

FROM NW 58TH STREET

TO OKEECHOBEE ROAD

Type of Work: **PD&E/EMO STUDY**

SIS or Non-SIS: **No**

Extra Description:

		Proposed Funding (in \$000s)							
PHASE :	Funding Source	<2016	2015 - 2016	2016 - 2017	2017 - 2018	2018 - 2019	2019 - 2020	>2020	All Years
P D & E		0	0	0	0	0	0	0	0
P D & E		1,149	0	0	0	0	0	0	1,149
	Total	1,150	0	0	0	0	0	0	1,150

RESPONSIBLE AGENCY: Florida Department of Transportation District 6

Item Segment TOTAL ALL Years ALL Phases: **1,150**

Item Number: 405615

Item TOTAL ALL Years ALL Phases All Segments: **49,469**

MIAMI-DADE METROPOLITAN PLANNING ORGANIZATION
TRANSPORTATION IMPROVEMENT PROGRAM
PRIMARY STATE HIGHWAYS AND INTERMODAL



HIGHWAYS

MPO Project Num: **DT4056152**
LRTP Ref.: **NA**
County: **MIAMI-DADE**
Roadway ID: **87674507**
Lanes Exist: **2**
Lanes Improved: **2**
Lanes Added: **2**
Project Length: **1.002**
District: **06**

Project Description: **N.W. 87TH AVENUE**

FROM NW 58TH STREET

TO NW 74TH STREET

Type of Work: **NEW ROAD CONSTRUCTION**

SIS or Non-SIS: **No**

Extra Description:

PHASE :	Funding Source	Proposed Funding (in \$000s)							
		<2016	2015 - 2016	2016 - 2017	2017 - 2018	2018 - 2019	2019 - 2020	>2020	All Years
PRELIMINARY ENGINEERING		966	0	0	0	0	0	0	966
PRELIMINARY ENGINEERING		77	0	0	0	0	0	0	77
	Total	1,043	0	0	0	0	0	0	1,043
RAILROAD & UTILITIES		536	0	0	0	0	0	0	536
	Total	536	0	0	0	0	0	0	536
CONSTRUCTION		86	0	0	0	0	0	0	86
CONSTRUCTION		11	0	0	0	0	0	0	11
CONSTRUCTION		7,902	0	0	0	0	0	0	7,902
	Total	7,999	0	0	0	0	0	0	7,999

RESPONSIBLE AGENCY: Florida Department of Transportation District 6

Item Segment TOTAL ALL Years ALL Phases: **9,578**

Item Number: 405615

Item TOTAL ALL Years ALL Phases All Segments: **49,469**

MIAMI-DADE METROPOLITAN PLANNING ORGANIZATION
TRANSPORTATION IMPROVEMENT PROGRAM
PRIMARY STATE HIGHWAYS AND INTERMODAL



HIGHWAYS

MPO Project Num: **DT4056153**
LRTP Ref.: 6-10
County: MIAMI-DADE
Roadway ID: 87674507
Lanes Exist: 0
Lanes Improved: 0
Lanes Added: 4
Project Length: 1.959
District: 06

Project Description: **N.W. 87TH AVENUE**

FROM NW 74TH STREET

TO NW 103RD STREET

Type of Work: **NEW ROAD CONSTRUCTION**

SIS or Non-SIS: **No**

Extra Description:

PHASE :	Funding Source	Proposed Funding (in \$000s)							
		<2016	2015 - 2016	2016 - 2017	2017 - 2018	2018 - 2019	2019 - 2020	>2020	All Years
CONTRACT INCENTIVES	SU	0	0	0	0	1,000	0	0	1,000
	Total	0	0	0	0	1,000	0	0	1,000
ENVIRONMENTAL	SU	79	300	0	0	0	0	0	379
	Total	79	300	0	0	0	0	0	379
PRELIMINARY ENGINEERING	SA	65	0	0	0	0	0	0	65
PRELIMINARY ENGINEERING	RED	1,335	0	0	0	0	0	0	1,335
PRELIMINARY ENGINEERING	EB	1,510	0	0	0	0	0	0	1,510
PRELIMINARY ENGINEERING	LF	706	0	0	0	0	0	0	706
	Total	3,616	0	0	0	0	0	0	3,616
RAILROAD & UTILITIES	LF	0	5,000	0	0	0	0	0	5,000
RAILROAD & UTILITIES	SU	0	1,200	0	0	0	0	0	1,200
RAILROAD & UTILITIES	SU	10	0	0	0	0	0	0	10
	Total	10	6,200	0	0	0	0	0	6,210
RIGHT OF WAY	SA	94	0	0	0	0	0	0	94

MIAMI-DADE METROPOLITAN PLANNING ORGANIZATION
TRANSPORTATION IMPROVEMENT PROGRAM
PRIMARY STATE HIGHWAYS AND INTERMODAL



HIGHWAYS

MPO Project Num: **DT4056153**
 LRTP Ref.: 6-10
 County: MIAMI-DADE
 Roadway ID: 87674507
 Lanes Exist: 0
 Lanes Improved: 0
 Lanes Added: 4
 Project Length: 1.959
 District: 06

Project Description: **N.W. 87TH AVENUE**

FROM NW 74TH STREET

TO NW 103RD STREET

Type of Work: **NEW ROAD CONSTRUCTION**

SIS or Non-SIS: **No**

Extra Description:

		Proposed Funding (in \$000s)							
PHASE :	Funding Source	<2016	2015 - 2016	2016 - 2017	2017 - 2018	2018 - 2019	2019 - 2020	>2020	All Years
	Total	94	0	0	0	0	0	0	94
CONSTRUCTION	SU	0	18,150	3,138	0	0	0	0	21,288
CONSTRUCTION	SA	0	171	0	0	0	0	0	171
CONSTRUCTION	LF	0	72	0	0	0	0	0	72
CONSTRUCTION	DS	0	128	0	0	0	0	0	128
	Total	0	18,521	3,138	0	0	0	0	21,659

RESPONSIBLE AGENCY: Florida Department of Transportation District 6

Item Segment TOTAL ALL Years ALL Phases: 32,958

Item Number: 405615

Item TOTAL ALL Years ALL Phases All Segments: 49,469

MIAMI-DADE METROPOLITAN PLANNING ORGANIZATION
TRANSPORTATION IMPROVEMENT PROGRAM
PRIMARY STATE HIGHWAYS AND INTERMODAL



HIGHWAYS

MPO Project Num: **DT4056154**
 LRTP Ref.: 6-32
 County: MIAMI-DADE
 Roadway ID:
 Lanes Exist:
 Lanes Improved:
 Lanes Added:
 Project Length: .560
 District: 06

Project Description: **SR 25/OKEECHOBEE ROAD AND SR 932/NW 103 STREET AT NW 87 AVENUE**

Type of Work: **ADD TURN LANES(S)** SIS or Non-SIS: **Yes**

Extra Description: **Okeechobee Rd as is, is off system and needs to use state funds.**

		Proposed Funding (in \$000s)							
PHASE :	Funding Source	<2016	2015 - 2016	2016 - 2017	2017 - 2018	2018 - 2019	2019 - 2020	>2020	All Years
PRELIMINARY ENGINEERING	DIH	5	0	0	0	0	0	0	5
PRELIMINARY ENGINEERING	DS	50	0	0	0	0	0	0	50
	Total	55	0	0	0	0	0	0	55
CONSTRUCTION	SA	0	2,120	0	0	0	0	0	2,120
CONSTRUCTION	DS	0	26	214	0	0	0	0	240
CONSTRUCTION	DIH	0	51	0	0	0	0	0	51
CONSTRUCTION	ACSU	0	1,051	0	0	0	0	0	1,051
CONSTRUCTION	SU	0	1,839	428	0	0	0	0	2,267
	Total	0	5,087	642	0	0	0	0	5,729

RESPONSIBLE AGENCY: Florida Department of Transportation District 6

Item Segment TOTAL ALL Years ALL Phases: 5,784

Item Number: 405615

Item TOTAL ALL Years ALL Phases All Segments: 49,469

MIAMI-DADE METROPOLITAN PLANNING ORGANIZATION
TRANSPORTATION IMPROVEMENT PROGRAM
PRIMARY STATE HIGHWAYS AND INTERMODAL



HIGHWAYS

MPO Project Num: **DT4056361**
LRTP Ref.: **NA**
County: **MIAMI-DADE**
Roadway ID: **87110000**
Lanes Exist: **2**
Lanes Improved: **2**
Lanes Added: **0**
Project Length: **10.750**
District: **06**

Project Description: **SR 90/SW 8TH STREET**

FROM 5.7 MI E OF MICCOS.E TO 1.3 MI W. OF KROME AV

Type of Work: **RESURFACING**

SIS or Non-SIS: **No**

Extra Description:

PHASE :	Funding Source	Proposed Funding (in \$000s)							
		<2016	2015 - 2016	2016 - 2017	2017 - 2018	2018 - 2019	2019 - 2020	>2020	All Years
PRELIMINARY ENGINEERING		104	0	0	0	0	0	0	104
	Total	104	0	0	0	0	0	0	104
CONSTRUCTION		3,867	0	0	0	0	0	0	3,867
	Total	3,867	0	0	0	0	0	0	3,867

RESPONSIBLE AGENCY: Florida Department of Transportation District 6

Item Segment TOTAL ALL Years ALL Phases: 3,971

Item Number: 405636

Item TOTAL ALL Years ALL Phases All Segments: 5,101

MIAMI-DADE METROPOLITAN PLANNING ORGANIZATION
TRANSPORTATION IMPROVEMENT PROGRAM
PRIMARY STATE HIGHWAYS AND INTERMODAL



HIGHWAYS

MPO Project Num: **DT4056362**
LRTP Ref.: **C-9**
County: **MIAMI-DADE**
Roadway ID: **87110000**
Lanes Exist: **2**
Lanes Improved: **2**
Lanes Added: **0**
Project Length: **.737**
District: **06**

Project Description: **SR 90/TAMIAMI TRAIL**

FROM 13.1MI E.OF COLLIER CL TO 11.8M W. OF KROME AVE

Type of Work: **RESURFACING**

SIS or Non-SIS: **No**

Extra Description:

		Proposed Funding (in \$000s)							
PHASE :	Funding Source	<2016	2015 - 2016	2016 - 2017	2017 - 2018	2018 - 2019	2019 - 2020	>2020	All Years
PRELIMINARY ENGINEERING	DDR	143	0	0	0	0	0	0	143
PRELIMINARY ENGINEERING	DIH	47	0	0	0	0	0	0	47
PRELIMINARY ENGINEERING	DS	7	0	0	0	0	0	0	7
	Total	198	0	0	0	0	0	0	198
CONSTRUCTION	DDR	0	0	802	0	0	0	0	802
CONSTRUCTION	DIH	0	0	35	0	0	0	0	35
CONSTRUCTION	DS	0	0	95	0	0	0	0	95
	Total	0	0	932	0	0	0	0	932

RESPONSIBLE AGENCY: Florida Department of Transportation District 6

Item Segment TOTAL ALL Years ALL Phases: 1,130

Item Number: 405636

Item TOTAL ALL Years ALL Phases All Segments: 5,101

MIAMI-DADE METROPOLITAN PLANNING ORGANIZATION
TRANSPORTATION IMPROVEMENT PROGRAM
PRIMARY STATE HIGHWAYS AND INTERMODAL



HIGHWAYS

MPO Project Num: **DT4062301**
LRTP Ref.: C-9
County: MIAMI-DADE
Roadway ID: 87110000
Lanes Exist: 2
Lanes Improved: 0
Lanes Added: 0
Project Length: 10.750
District: 06

Project Description: **SR 90/SW 8TH STREET**

**FROM 11 MI W OF KROME
AVE**

TO 1 MI W OF KROME AVE

Type of Work: **PRELIMINARY ENGINEERING**

SIS or Non-SIS: **No**

Extra Description:

		Proposed Funding (in \$000s)							
PHASE :	Funding Source	<2016	2015 - 2016	2016 - 2017	2017 - 2018	2018 - 2019	2019 - 2020	>2020	All Years
P D & E	DIH	629	25	25	25	25	25	0	754
	Total	629	25	25	25	25	25	0	754
PRELIMINARY ENGINEERING	DIH	41	10	10	10	10	10	0	91
	Total	41	10	10	10	10	10	0	91
CONSTRUCTION	DIH	48	10	10	10	10	10	0	98
CONSTRUCTION	DS	179	0	0	0	0	0	0	179
	Total	226	10	10	10	10	10	0	276

RESPONSIBLE AGENCY: Florida Department of Transportation District 6

Item Segment TOTAL ALL Years ALL Phases: 1,122

Item Number: 406230

Item TOTAL ALL Years ALL Phases All Segments: 1,122

MIAMI-DADE METROPOLITAN PLANNING ORGANIZATION
TRANSPORTATION IMPROVEMENT PROGRAM
PRIMARY STATE HIGHWAYS AND INTERMODAL



HIGHWAYS

MPO Project Num: **DT4064861**
 LRTP Ref.: C-9
 County: DIST/ST-WIDE
 Roadway ID:
 Lanes Exist: 0
 Lanes Improved: 0
 Lanes Added: 0
 Project Length: .000
 District: 06

Project Description: **D/W RIGHT-OF-WAY DONATIONS AND DEDICATIONS**

Type of Work: **RIGHT OF WAY ACTIVITIES**

SIS or Non-SIS: **No**

Extra Description:

		Proposed Funding (in \$000s)							
PHASE :	Funding Source	<2016	2015 - 2016	2016 - 2017	2017 - 2018	2018 - 2019	2019 - 2020	>2020	All Years
PRELIMINARY ENGINEERING	DIH	85	50	50	50	50	50	0	335
	Total	85	50	50	50	50	50	0	335
RIGHT OF WAY	DIH	271	10	10	10	10	10	0	321
	Total	271	10	10	10	10	10	0	321

RESPONSIBLE AGENCY: Florida Department of Transportation District 6

Item Segment TOTAL ALL Years ALL Phases: 656

Item Number: 406486

Item TOTAL ALL Years ALL Phases All Segments: 656

MIAMI-DADE METROPOLITAN PLANNING ORGANIZATION
TRANSPORTATION IMPROVEMENT PROGRAM
PRIMARY STATE HIGHWAYS AND INTERMODAL



HIGHWAYS

MPO Project Num: **DT4068003**
 LRTP Ref.: **NA**
 County: **MIAMI-DADE**
 Roadway ID:
 Lanes Exist:
 Lanes Improved:
 Lanes Added:
 Project Length: **.000**
 District: **06**

Project Description: **MIAMI INTERMODAL CTR (MIC) TRI-RAIL
ACCESS RD**

Type of Work: **NEW ROAD CONSTRUCTION**

SIS or Non-SIS: **Yes**

Extra Description:

PHASE :	Funding Source	Proposed Funding (in \$000s)							
		<2016	2015 - 2016	2016 - 2017	2017 - 2018	2018 - 2019	2019 - 2020	>2020	All Years
PRELIMINARY ENGINEERING		6	0	0	0	0	0	0	6
	Total	6	0	0	0	0	0	0	6
CONSTRUCTION		19	0	0	0	0	0	0	19
CONSTRUCTION		1,775	0	0	0	0	0	0	1,775
	Total	1,794	0	0	0	0	0	0	1,794

RESPONSIBLE AGENCY: Florida Department of Transportation District 6

Item Segment TOTAL ALL Years ALL Phases: **1,801**

Item Number: 406800

Item TOTAL ALL Years ALL Phases All Segments: **5,559**

MIAMI-DADE METROPOLITAN PLANNING ORGANIZATION
TRANSPORTATION IMPROVEMENT PROGRAM
PRIMARY STATE HIGHWAYS AND INTERMODAL



HIGHWAYS

MPO Project Num: **DT4068008**
LRTP Ref.: **NA**
County: **MIAMI-DADE**
Roadway ID:
Lanes Exist:
Lanes Improved:
Lanes Added:
Project Length: **.000**
District: **06**

Project Description: **MIAMI INTERMODAL CTR (MIC) FROM BUS PLAZA ROAD WAY TO NW 25 STREET**

Type of Work: **NEW ROAD CONSTRUCTION** SIS or Non-SIS: **Yes**

Extra Description:

PHASE :	Funding Source	Proposed Funding (in \$000s)							All Years
		<2016	2015 - 2016	2016 - 2017	2017 - 2018	2018 - 2019	2019 - 2020	>2020	
CONSTRUCTION		3,758	0	0	0	0	0	0	3,758
	Total	3,758	0	0	0	0	0	0	3,758

RESPONSIBLE AGENCY: Florida Department of Transportation District 6

Item Segment TOTAL ALL Years ALL Phases: **3,758**

Item Number: 406800 Item TOTAL ALL Years ALL Phases All Segments: **5,559**

MPO Project Num: **DT4068009**
LRTP Ref.: **NA**
County: **MIAMI-DADE**
Roadway ID:
Lanes Exist:
Lanes Improved:
Lanes Added:
Project Length: **.000**
District: **06**

Project Description: **MIAMI INTERMODAL CTR (MIC) TRI-RAIL RELOCATION /TEMPORARY STATION**

Type of Work: **PUBLIC TRANSPORTATION SHELTER** SIS or Non-SIS: **No**

Extra Description:

PHASE :	Funding Source	Proposed Funding (in \$000s)							All Years
		<2016	2015 - 2016	2016 - 2017	2017 - 2018	2018 - 2019	2019 - 2020	>2020	
DESIGN BUILD		0	0	0	0	0	0	0	0
	Total	0	0	0	0	0	0	0	0

RESPONSIBLE AGENCY: Florida Department of Transportation District 6

Item Segment TOTAL ALL Years ALL Phases: **0**

Item Number: 406800 Item TOTAL ALL Years ALL Phases All Segments: **5,559**

MIAMI-DADE METROPOLITAN PLANNING ORGANIZATION
TRANSPORTATION IMPROVEMENT PROGRAM
PRIMARY STATE HIGHWAYS AND INTERMODAL



HIGHWAYS

MPO Project Num: **DT4073471**
LRTP Ref.: C-9
County: DIST/ST-WIDE
Roadway ID:
Lanes Exist: 0
Lanes Improved: 0
Lanes Added: 0
Project Length: .000
District: 06

Project Description: **DISTRICTWIDE INTERGOVERNMENTAL
AFFAIRS & COMMUNITY LIAISON SVCS.**

Type of Work: **TRANSPORTATION PLANNING**

SIS or Non-SIS: **No**

Extra Description:

		Proposed Funding (in \$000s)							
PHASE :	Funding Source	<2016	2015 - 2016	2016 - 2017	2017 - 2018	2018 - 2019	2019 - 2020	>2020	All Years
PRELIMINARY ENGINEERING	DS	3,811	300	300	300	350	300	0	5,361
PRELIMINARY ENGINEERING	DIH	110	5	5	5	5	5	0	135
	Total	3,921	305	305	305	355	305	0	5,496

RESPONSIBLE AGENCY: Florida Department of Transportation District 6

Item Segment TOTAL ALL Years ALL Phases: 5,496

Item Number: 407347

Item TOTAL ALL Years ALL Phases All Segments: 5,496

MIAMI-DADE METROPOLITAN PLANNING ORGANIZATION
TRANSPORTATION IMPROVEMENT PROGRAM
PRIMARY STATE HIGHWAYS AND INTERMODAL



HIGHWAYS

MPO Project Num: **DT4083231**
LRTP Ref.: **NA**
County: **MIAMI-DADE**
Roadway ID:
Lanes Exist:
Lanes Improved:
Lanes Added:
Project Length: **.000**
District: **06**

Project Description: **MIAMI INTERMODAL CTR (MIC)
FDOT/TIFIA LOAN REPAYMENT**

Type of Work: **FUNDING ACTION**

SIS or Non-SIS: **Yes**

Extra Description:

PHASE :	Funding Source	Proposed Funding (in \$000s)							
		<2016	2015 - 2016	2016 - 2017	2017 - 2018	2018 - 2019	2019 - 2020	>2020	All Years
ADMINISTRATION		17,107	0	0	0	0	0	0	17,107
Total		17,107	0	0	0	0	0	0	17,107

RESPONSIBLE AGENCY: Florida Department of Transportation District 6

Item Segment TOTAL ALL Years ALL Phases: 17,107

Item Number: 408323

Item TOTAL ALL Years ALL Phases All Segments: 17,107

MPO Project Num: **DT4095211**
LRTP Ref.: **NA**
County: **DIST/ST-WIDE**
Roadway ID:
Lanes Exist: **0**
Lanes Improved: **0**
Lanes Added: **0**
Project Length: **.000**
District: **06**

Project Description: **DISTRICTWIDE TRAFFIC OPERATIONS
CONSULTANT STUDIES**

Type of Work: **TRAFFIC OPS IMPROVEMENT**

SIS or Non-SIS: **No**

Extra Description:

PHASE :	Funding Source	Proposed Funding (in \$000s)							
		<2016	2015 - 2016	2016 - 2017	2017 - 2018	2018 - 2019	2019 - 2020	>2020	All Years
PRELIMINARY ENGINEERING		1,697	0	0	0	0	0	0	1,697
Total		1,697	0	0	0	0	0	0	1,697

RESPONSIBLE AGENCY: Florida Department of Transportation District 6

Item Segment TOTAL ALL Years ALL Phases: 1,697

Item Number: 409521

Item TOTAL ALL Years ALL Phases All Segments: 7,059

MIAMI-DADE METROPOLITAN PLANNING ORGANIZATION
TRANSPORTATION IMPROVEMENT PROGRAM
PRIMARY STATE HIGHWAYS AND INTERMODAL



HIGHWAYS

MPO Project Num: **DT4095212**
 LRTP Ref.: NA
 County: DIST/ST-WIDE
 Roadway ID:
 Lanes Exist: 0
 Lanes Improved: 0
 Lanes Added: 0
 Project Length: .000
 District: 06

Project Description: **DISTRICTWIDE TRAFFIC OPERATIONS
STUDIES CONSULTANT**

Type of Work: **TRAFFIC OPS IMPROVEMENT**

SIS or Non-SIS: **No**

Extra Description:

PHASE :	Funding Source	Proposed Funding (in \$000s)							
		<2016	2015 - 2016	2016 - 2017	2017 - 2018	2018 - 2019	2019 - 2020	>2020	All Years
PRELIMINARY ENGINEERING		1,263	0	0	0	0	0	0	1,263
	Total	1,263	0	0	0	0	0	0	1,263

RESPONSIBLE AGENCY: Florida Department of Transportation District 6

Item Segment TOTAL ALL Years ALL Phases: 1,263

Item Number: 409521

Item TOTAL ALL Years ALL Phases All Segments: 7,059

MIAMI-DADE METROPOLITAN PLANNING ORGANIZATION
TRANSPORTATION IMPROVEMENT PROGRAM
PRIMARY STATE HIGHWAYS AND INTERMODAL



HIGHWAYS

MPO Project Num: **DT4095213**
 LRTP Ref.: C-9
 County: DIST/ST-WIDE
 Roadway ID:
 Lanes Exist: 0
 Lanes Improved: 0
 Lanes Added: 0
 Project Length: .000
 District: 06

Project Description: **DISTRICTWIDE TRAFFIC OPERATIONS
STUDIES CONSULTANT**

Type of Work: **TRAFFIC OPS IMPROVEMENT**

SIS or Non-SIS: **No**

Extra Description:

		Proposed Funding (in \$000s)							
PHASE :	Funding Source	<2016	2015 - 2016	2016 - 2017	2017 - 2018	2018 - 2019	2019 - 2020	>2020	All Years
PRELIMINARY ENGINEERING	DIH	62	10	10	5	0	0	0	87
PRELIMINARY ENGINEERING	DS	700	0	50	0	0	0	0	750
	Total	762	10	60	5	0	0	0	837

RESPONSIBLE AGENCY: Florida Department of Transportation District 6

Item Segment TOTAL ALL Years ALL Phases: 837

Item Number: 409521

Item TOTAL ALL Years ALL Phases All Segments: 7,059

MIAMI-DADE METROPOLITAN PLANNING ORGANIZATION
TRANSPORTATION IMPROVEMENT PROGRAM
PRIMARY STATE HIGHWAYS AND INTERMODAL



HIGHWAYS

MPO Project Num: **DT4095214**
 LRTP Ref.: NA
 County: DIST/ST-WIDE
 Roadway ID:
 Lanes Exist: 0
 Lanes Improved: 0
 Lanes Added: 0
 Project Length: .000
 District: 06

Project Description: **DISTRICTWIDE TRAFFIC OPERATIONS
STUDIES CONSULTANT**

Type of Work: **TRAFFIC OPS IMPROVEMENT**

SIS or Non-SIS: **No**

Extra Description:

PHASE :	Funding Source	Proposed Funding (in \$000s)							
		<2016	2015 - 2016	2016 - 2017	2017 - 2018	2018 - 2019	2019 - 2020	>2020	All Years
PRELIMINARY ENGINEERING		1,041	0	0	0	0	0	0	1,041
	Total	1,041	0	0	0	0	0	0	1,041

RESPONSIBLE AGENCY: Florida Department of Transportation District 6

Item Segment TOTAL ALL Years ALL Phases: 1,041

Item Number: 409521

Item TOTAL ALL Years ALL Phases All Segments: 7,059

MIAMI-DADE METROPOLITAN PLANNING ORGANIZATION
TRANSPORTATION IMPROVEMENT PROGRAM
PRIMARY STATE HIGHWAYS AND INTERMODAL



HIGHWAYS

MPO Project Num: **DT4095215**
LRTP Ref.: C-9
County: DIST/ST-WIDE
Roadway ID:
Lanes Exist: 0
Lanes Improved: 0
Lanes Added: 0
Project Length: .000
District: 06

Project Description: **DISTRICTWIDE TRAFFIC OPERATIONS
STUDIES CONSULTANT**

Type of Work: **TRAFFIC OPS IMPROVEMENT**

SIS or Non-SIS: **No**

Extra Description:

		Proposed Funding (in \$000s)							
PHASE :	Funding Source	<2016	2015 - 2016	2016 - 2017	2017 - 2018	2018 - 2019	2019 - 2020	>2020	All Years
PRELIMINARY ENGINEERING	DS	0	300	300	300	300	300	0	1,500
PRELIMINARY ENGINEERING	DIH	0	4	4	4	4	0	0	16
	Total	0	304	304	304	304	300	0	1,516

RESPONSIBLE AGENCY: Florida Department of Transportation District 6

Item Segment TOTAL ALL Years ALL Phases: 1,516

Item Number: 409521

Item TOTAL ALL Years ALL Phases All Segments: 7,059

MIAMI-DADE METROPOLITAN PLANNING ORGANIZATION
TRANSPORTATION IMPROVEMENT PROGRAM
PRIMARY STATE HIGHWAYS AND INTERMODAL



HIGHWAYS

MPO Project Num: **DT4095216**
LRTP Ref.: C-9
County: DIST/ST-WIDE
Roadway ID:
Lanes Exist: 0
Lanes Improved: 0
Lanes Added: 0
Project Length: .000
District: 06

Project Description: **DISTRICTWIDE TRAFFIC OPERATIONS
STUDIES CONSULTANT**

Type of Work: **TRAFFIC OPS IMPROVEMENT**

SIS or Non-SIS: **No**

Extra Description:

		Proposed Funding (in \$000s)							
PHASE :	Funding Source	<2016	2015 - 2016	2016 - 2017	2017 - 2018	2018 - 2019	2019 - 2020	>2020	All Years
PRELIMINARY ENGINEERING	DIH	0	0	0	2	3	0	0	5
PRELIMINARY ENGINEERING	DS	0	0	0	350	0	350	0	700
	Total	0	0	0	352	3	350	0	705

RESPONSIBLE AGENCY: Florida Department of Transportation District 6

Item Segment TOTAL ALL Years ALL Phases: 705

Item Number: 409521

Item TOTAL ALL Years ALL Phases All Segments: 7,059

MIAMI-DADE METROPOLITAN PLANNING ORGANIZATION
TRANSPORTATION IMPROVEMENT PROGRAM
PRIMARY STATE HIGHWAYS AND INTERMODAL



HIGHWAYS

MPO Project Num: **DT4102651**
LRTP Ref.: **NA**
County: **DIST/ST-WIDE**
Roadway ID:
Lanes Exist: **0**
Lanes Improved: **0**
Lanes Added: **0**
Project Length: **.000**
District: **06**

Project Description: **DISTRICTWIDE LEAD ABATEMENT
INSPECTIONS CONSULTANT**

Type of Work: **INSPECT CONSTRUCTION PROJS.**

SIS or Non-SIS: **No**

Extra Description:

PHASE :	Funding Source	Proposed Funding (in \$000s)							All Years
		<2016	2015 - 2016	2016 - 2017	2017 - 2018	2018 - 2019	2019 - 2020	>2020	
CONSTRUCTION		2,830	0	0	0	0	0	0	2,830
	Total	2,830	0	0	0	0	0	0	2,830

RESPONSIBLE AGENCY: Florida Department of Transportation District 6

Item Segment TOTAL ALL Years ALL Phases: **2,830**

Item Number: 410265

Item TOTAL ALL Years ALL Phases All Segments: **5,144**

MPO Project Num: **DT4102652**
LRTP Ref.: **C-9**
County: **DIST/ST-WIDE**
Roadway ID:
Lanes Exist: **0**
Lanes Improved: **0**
Lanes Added: **0**
Project Length: **.000**
District: **06**

Project Description: **DISTRICTWIDE ASBESTOS & LEAD
ABATEMENT SUPERVISION & INSPECTNS**

Type of Work: **INSPECT CONSTRUCTION PROJS.**

SIS or Non-SIS: **No**

Extra Description:

PHASE :	Funding Source	Proposed Funding (in \$000s)							All Years
		<2016	2015 - 2016	2016 - 2017	2017 - 2018	2018 - 2019	2019 - 2020	>2020	
CONSTRUCTION	BRRP	813	300	300	300	300	300	0	2,313
	Total	813	300	300	300	300	300	0	2,313

RESPONSIBLE AGENCY: Florida Department of Transportation District 6

Item Segment TOTAL ALL Years ALL Phases: **2,313**

Item Number: 410265

Item TOTAL ALL Years ALL Phases All Segments: **5,144**

MIAMI-DADE METROPOLITAN PLANNING ORGANIZATION
TRANSPORTATION IMPROVEMENT PROGRAM
PRIMARY STATE HIGHWAYS AND INTERMODAL



HIGHWAYS

MPO Project Num: **DT4106461**
LRTP Ref.: **NA**
County: **MIAMI-DADE**
Roadway ID:
Lanes Exist:
Lanes Improved:
Lanes Added:
Project Length: **3.441**
District: **06**

Project Description: **SR 934/NE 79 & 82 ST FROM SR 5/BISCAYNE BLVD. TO BAY DRIVE**

Type of Work: **FLEXIBLE PAVEMENT RECONSTRUCT.** SIS or Non-SIS: **No**

Extra Description:

PHASE :	Funding Source	Proposed Funding (in \$000s)							All Years
		<2016	2015 - 2016	2016 - 2017	2017 - 2018	2018 - 2019	2019 - 2020	>2020	
PRELIMINARY ENGINEERING		3	0	0	0	0	0	0	3
Total		3	0	0	0	0	0	0	3

RESPONSIBLE AGENCY: Florida Department of Transportation District 6

Item Segment TOTAL ALL Years ALL Phases: **3**

Item Number: 410646 Item TOTAL ALL Years ALL Phases All Segments: **3,901**

MPO Project Num: **DT4106462**
LRTP Ref.: **NA**
County: **MIAMI-DADE**
Roadway ID:
Lanes Exist:
Lanes Improved:
Lanes Added:
Project Length: **5.985**
District: **06**

Project Description: **SR 934/NE 79 STREET FROM WEST OF I-95(13 CT.) TO END OF SR 934/1 WAY P**

Type of Work: **PD&E/EMO STUDY** SIS or Non-SIS: **No**

Extra Description:

PHASE :	Funding Source	Proposed Funding (in \$000s)							All Years
		<2016	2015 - 2016	2016 - 2017	2017 - 2018	2018 - 2019	2019 - 2020	>2020	
P D & E		1,234	0	0	0	0	0	0	1,234
Total		1,234	0	0	0	0	0	0	1,234

RESPONSIBLE AGENCY: Florida Department of Transportation District 6

Item Segment TOTAL ALL Years ALL Phases: **1,234**

Item Number: 410646 Item TOTAL ALL Years ALL Phases All Segments: **3,901**

MIAMI-DADE METROPOLITAN PLANNING ORGANIZATION
TRANSPORTATION IMPROVEMENT PROGRAM
PRIMARY STATE HIGHWAYS AND INTERMODAL



HIGHWAYS

MPO Project Num: **DT4106463**
 LRTP Ref.: **NA**
 County: **MIAMI-DADE**
 Roadway ID:
 Lanes Exist:
 Lanes Improved:
 Lanes Added:
 Project Length: **.763**
 District: **06**

Project Description: **SR 934/NE 82 STREET FROM SR 5/BISCAYNE BLVD TO NE BAYSHORE COURT**

Type of Work: **RESURFACING**

SIS or Non-SIS: **No**

Extra Description:

PHASE :	Funding Source	Proposed Funding (in \$000s)							
		<2016	2015 - 2016	2016 - 2017	2017 - 2018	2018 - 2019	2019 - 2020	>2020	All Years
PRELIMINARY ENGINEERING		300	0	0	0	0	0	0	300
	Total	300	0	0	0	0	0	0	300
RAILROAD & UTILITIES		9	0	0	0	0	0	0	9
RAILROAD & UTILITIES		0	0	0	0	0	0	0	0
	Total	9	0	0	0	0	0	0	9
RIGHT OF WAY		18	0	0	0	0	0	0	18
	Total	18	0	0	0	0	0	0	18
CONSTRUCTION		160	0	0	0	0	0	0	160
CONSTRUCTION		88	0	0	0	0	0	0	88
CONSTRUCTION		8	0	0	0	0	0	0	8
CONSTRUCTION		641	0	0	0	0	0	0	641
	Total	897	0	0	0	0	0	0	897

RESPONSIBLE AGENCY: Florida Department of Transportation District 6

Item Segment TOTAL ALL Years ALL Phases: **1,224**

Item Number: 410646

Item TOTAL ALL Years ALL Phases All Segments: **3,901**

MIAMI-DADE METROPOLITAN PLANNING ORGANIZATION
TRANSPORTATION IMPROVEMENT PROGRAM
PRIMARY STATE HIGHWAYS AND INTERMODAL



HIGHWAYS

MPO Project Num: **DT4106464**
LRTP Ref.: 6-30
County: **MIAMI-DADE**
Roadway ID:
Lanes Exist:
Lanes Improved:
Lanes Added:
Project Length: 3.768
District: 06

Project Description: **SR 934/NE 79 ST**

FROM WEST OF I-95(13 CT.) TO END OF SR 934/1 WAY PT

Type of Work: **PD&E/EMO STUDY**

SIS or Non-SIS: **No**

Extra Description:

		Proposed Funding (in \$000s)							
PHASE :	Funding Source	<2016	2015 - 2016	2016 - 2017	2017 - 2018	2018 - 2019	2019 - 2020	>2020	All Years
P D & E	DDR	0	1,400	0	0	0	0	0	1,400
P D & E	DIH	0	40	0	0	0	0	0	40
	Total	0	1,440	0	0	0	0	0	1,440

RESPONSIBLE AGENCY: Florida Department of Transportation District 6

Item Segment TOTAL ALL Years ALL Phases: 1,440

Item Number: 410646

Item TOTAL ALL Years ALL Phases All Segments: 3,901

MIAMI-DADE METROPOLITAN PLANNING ORGANIZATION
TRANSPORTATION IMPROVEMENT PROGRAM
PRIMARY STATE HIGHWAYS AND INTERMODAL



HIGHWAYS

MPO Project Num: **DT4109931**
LRTP Ref.: C-9
County: DIST/ST-WIDE
Roadway ID:
Lanes Exist: 0
Lanes Improved: 0
Lanes Added: 0
Project Length: .000
District: 06

Project Description: **DISTRICTWIDE STRUCTURES DESIGN
AND REVIEW CONSULTANT**

Type of Work: **PRELIMINARY ENGINEERING**

SIS or Non-SIS: **No**

Extra Description:

		Proposed Funding (in \$000s)							
PHASE :	Funding Source	<2016	2015 - 2016	2016 - 2017	2017 - 2018	2018 - 2019	2019 - 2020	>2020	All Years
PRELIMINARY ENGINEERING	DIH	60	10	10	10	10	10	0	110
PRELIMINARY ENGINEERING	DS	4,451	300	300	300	300	300	0	5,951
	Total	4,511	310	310	310	310	310	0	6,061

RESPONSIBLE AGENCY: Florida Department of Transportation District 6

Item Segment TOTAL ALL Years ALL Phases: 6,061

Item Number: 410993

Item TOTAL ALL Years ALL Phases All Segments: 6,061

MIAMI-DADE METROPOLITAN PLANNING ORGANIZATION
TRANSPORTATION IMPROVEMENT PROGRAM
PRIMARY STATE HIGHWAYS AND INTERMODAL



HIGHWAYS

MPO Project Num: **DT4114331**
LRTP Ref.: NA
County: DIST/ST-WIDE
Roadway ID:
Lanes Exist: 0
Lanes Improved: 0
Lanes Added: 0
Project Length: .000
District: 06

Project Description: **DISTRICTWIDE DRAINAGE DESIGN AND
PLANS REVIEW CONSULTANT**

Type of Work: **PRELIMINARY ENGINEERING**

SIS or Non-SIS: **No**

Extra Description:

PHASE :	Funding Source	Proposed Funding (in \$000s)							
		<2016	2015 - 2016	2016 - 2017	2017 - 2018	2018 - 2019	2019 - 2020	>2020	All Years
PRELIMINARY ENGINEERING		4,235	0	0	0	0	0	0	4,235
	Total	4,235	0	0	0	0	0	0	4,235

RESPONSIBLE AGENCY: Florida Department of Transportation District 6

Item Segment TOTAL ALL Years ALL Phases: 4,235

Item Number: 411433

Item TOTAL ALL Years ALL Phases All Segments: 6,479

MIAMI-DADE METROPOLITAN PLANNING ORGANIZATION
TRANSPORTATION IMPROVEMENT PROGRAM
PRIMARY STATE HIGHWAYS AND INTERMODAL



HIGHWAYS

MPO Project Num: **DT4114332**
 LRTP Ref.: C-9
 County: DIST/ST-WIDE
 Roadway ID:
 Lanes Exist: 0
 Lanes Improved: 0
 Lanes Added: 0
 Project Length: .000
 District: 06

Project Description: **DISTRICTWIDE DRAINAGE DESIGN AND
PLAN REVIEW CONSULTANT**

Type of Work: **PRELIMINARY ENGINEERING**

SIS or Non-SIS: **No**

Extra Description:

		Proposed Funding (in \$000s)							
PHASE :	Funding Source	<2016	2015 - 2016	2016 - 2017	2017 - 2018	2018 - 2019	2019 - 2020	>2020	All Years
PRELIMINARY ENGINEERING	DIH	0	24	40	40	40	0	0	144
PRELIMINARY ENGINEERING	DS	100	400	400	400	400	400	0	2,100
	Total	100	424	440	440	440	400	0	2,244

RESPONSIBLE AGENCY: Florida Department of Transportation District 6

Item Segment TOTAL ALL Years ALL Phases: 2,244

Item Number: 411433

Item TOTAL ALL Years ALL Phases All Segments: 6,479

MIAMI-DADE METROPOLITAN PLANNING ORGANIZATION
TRANSPORTATION IMPROVEMENT PROGRAM
PRIMARY STATE HIGHWAYS AND INTERMODAL



HIGHWAYS

MPO Project Num: **DT4116591**
LRTP Ref.: C-9
County: DIST/ST-WIDE
Roadway ID:
Lanes Exist: 0
Lanes Improved: 0
Lanes Added: 0
Project Length: .000
District: 06

Project Description: **DISTRICTWIDE GENERAL CONSULTANT
#1 FOR DISTRICT 6**

Type of Work: **PRELIMINARY ENGINEERING**

SIS or Non-SIS: **No**

Extra Description:

		Proposed Funding (in \$000s)							
PHASE :	Funding Source	<2016	2015 - 2016	2016 - 2017	2017 - 2018	2018 - 2019	2019 - 2020	>2020	All Years
PRELIMINARY ENGINEERING	DDR	500	0	0	0	0	0	0	500
PRELIMINARY ENGINEERING	DIH	57	2	2	2	2	0	0	65
PRELIMINARY ENGINEERING	DS	3,102	0	0	0	0	0	0	3,102
Total		3,659	2	2	2	2	0	0	3,667

RESPONSIBLE AGENCY: Florida Department of Transportation District 6

Item Segment TOTAL ALL Years ALL Phases: 3,667

Item Number: 411659

Item TOTAL ALL Years ALL Phases All Segments: 8,081

MIAMI-DADE METROPOLITAN PLANNING ORGANIZATION
TRANSPORTATION IMPROVEMENT PROGRAM
PRIMARY STATE HIGHWAYS AND INTERMODAL



HIGHWAYS

MPO Project Num: **DT4116592**
LRTP Ref.: C-9
County: DIST/ST-WIDE
Roadway ID:
Lanes Exist: 0
Lanes Improved: 0
Lanes Added: 0
Project Length: .000
District: 06

Project Description: **DISTRICTWIDE GENERAL CONSULTANT
#2 FOR DISTRICT 6**

Type of Work: **URBAN CORRIDOR IMPROVEMENTS**

SIS or Non-SIS: **No**

Extra Description:

		Proposed Funding (in \$000s)							
PHASE :	Funding Source	<2016	2015 - 2016	2016 - 2017	2017 - 2018	2018 - 2019	2019 - 2020	>2020	All Years
PRELIMINARY ENGINEERING	DIH	72	2	2	2	2	0	0	80
PRELIMINARY ENGINEERING	DS	4,054	0	0	0	0	0	0	4,054
	Total	4,126	2	2	2	2	0	0	4,134

RESPONSIBLE AGENCY: Florida Department of Transportation District 6

Item Segment TOTAL ALL Years ALL Phases: 4,134

Item Number: 411659

Item TOTAL ALL Years ALL Phases All Segments: 8,081

MIAMI-DADE METROPOLITAN PLANNING ORGANIZATION
TRANSPORTATION IMPROVEMENT PROGRAM
PRIMARY STATE HIGHWAYS AND INTERMODAL



HIGHWAYS

MPO Project Num: **DT4116691**
 LRTP Ref.: C-9
 County: MIAMI-DADE
 Roadway ID:
 Lanes Exist: 0
 Lanes Improved: 0
 Lanes Added: 0
 Project Length: .000
 District: 06

Project Description: **EVERGLADES COMPREHENSIVE
RESTORATION PLAN (CERP)**

Type of Work: **PD&E/EMO STUDY**

SIS or Non-SIS: **No**

Extra Description:

		Proposed Funding (in \$000s)							
PHASE :	Funding Source	<2016	2015 - 2016	2016 - 2017	2017 - 2018	2018 - 2019	2019 - 2020	>2020	All Years
P D & E	DIH	78	10	10	10	10	0	0	118
	Total	78	10	10	10	10	0	0	118

RESPONSIBLE AGENCY: Florida Department of Transportation District 6

Item Segment TOTAL ALL Years ALL Phases: 118

Item Number: 411669

Item TOTAL ALL Years ALL Phases All Segments: 118

MIAMI-DADE METROPOLITAN PLANNING ORGANIZATION
TRANSPORTATION IMPROVEMENT PROGRAM
PRIMARY STATE HIGHWAYS AND INTERMODAL



HIGHWAYS

MPO Project Num: **DT4124731**
LRTP Ref.: **NA**
County: **MIAMI-DADE**
Roadway ID: **87030000**
Lanes Exist: **4**
Lanes Improved: **4**
Lanes Added: **0**
Project Length: **1.689**
District: **06**

Project Description: **SR 5/BRICKELL AVENUE**

FROM S OF S.E. 25TH ROAD TO S.E. 4TH STREET

Type of Work: **RIGID PAVEMENT REHABILITATION**

SIS or Non-SIS: **No**

Extra Description:

PHASE :	Funding Source	Proposed Funding (in \$000s)							
		<2016	2015 - 2016	2016 - 2017	2017 - 2018	2018 - 2019	2019 - 2020	>2020	All Years
P D & E		459	0	0	0	0	0	0	459
	Total	459	0	0	0	0	0	0	459
PRELIMINARY ENGINEERING		114	0	0	0	0	0	0	114
PRELIMINARY ENGINEERING		1,084	0	0	0	0	0	0	1,084
	Total	1,198	0	0	0	0	0	0	1,198
RAILROAD & UTILITIES		1,357	0	0	0	0	0	0	1,357
	Total	1,357	0	0	0	0	0	0	1,357
RIGHT OF WAY		5	0	0	0	0	0	0	5
	Total	5	0	0	0	0	0	0	5
CONSTRUCTION		263	0	0	0	0	0	0	263
CONSTRUCTION		322	0	0	0	0	0	0	322
CONSTRUCTION		1,819	0	0	0	0	0	0	1,819
CONSTRUCTION		7,735	0	0	0	0	0	0	7,735
	Total	10,138	0	0	0	0	0	0	10,138

MIAMI-DADE METROPOLITAN PLANNING ORGANIZATION
TRANSPORTATION IMPROVEMENT PROGRAM
PRIMARY STATE HIGHWAYS AND INTERMODAL



HIGHWAYS

MPO Project Num: **DT4124731**
LRTP Ref.: NA
County: MIAMI-DADE
Roadway ID: 87030000
Lanes Exist: 4
Lanes Improved: 4
Lanes Added: 0
Project Length: 1.689
District: 06

Project Description: **SR 5/BRICKELL AVENUE FROM S OF S.E. 25TH ROAD TO S.E. 4TH STREET**

Type of Work: **RIGID PAVEMENT REHABILITATION** SIS or Non-SIS: **No**

Extra Description:

PHASE :	Funding Source	Proposed Funding (in \$000s)							All Years
		<2016	2015 - 2016	2016 - 2017	2017 - 2018	2018 - 2019	2019 - 2020	>2020	

RESPONSIBLE AGENCY: Florida Department of Transportation District 6

Item Segment TOTAL ALL Years ALL Phases: 13,157

Item Number: 412473 Item TOTAL ALL Years ALL Phases All Segments: 21,674

MPO Project Num: **DT4124732**
LRTP Ref.: NA
County: MIAMI-DADE
Roadway ID: 87030000
Lanes Exist: 4
Lanes Improved: 0
Lanes Added: 0
Project Length: .830
District: 06

Project Description: **SR 5/BRICKELL AVENUE FROM S OF S.E. 25TH ROAD TO S.E. 15TH ROAD**

Type of Work: **LIGHTING** SIS or Non-SIS: **No**

Extra Description:

PHASE :	Funding Source	Proposed Funding (in \$000s)							
		<2016	2015 - 2016	2016 - 2017	2017 - 2018	2018 - 2019	2019 - 2020	>2020	All Years
LOCAL ADVANCE REIMBURS		1,013	0	0	0	0	0	0	1,013
Total		1,013	0	0	0	0	0	0	1,013
CONSTRUCTION		1,013	0	0	0	0	0	0	1,013
Total		1,013	0	0	0	0	0	0	1,013

RESPONSIBLE AGENCY: Florida Department of Transportation District 6

Item Segment TOTAL ALL Years ALL Phases: 2,027

Item Number: 412473 Item TOTAL ALL Years ALL Phases All Segments: 21,674

MIAMI-DADE METROPOLITAN PLANNING ORGANIZATION
TRANSPORTATION IMPROVEMENT PROGRAM
PRIMARY STATE HIGHWAYS AND INTERMODAL



HIGHWAYS

MPO Project Num: **DT4124733**
 LRTP Ref.: **NA**
 County: **MIAMI-DADE**
 Roadway ID: **87030000**
 Lanes Exist: **0**
 Lanes Improved: **0**
 Lanes Added: **0**
 Project Length: **1.721**
 District: **06**

Project Description: **SR 5/BRICKELL AVENUE**

FROM S OF SE 25 ROAD

TO BRICKELL BR (N OF SE 5 ST)

Type of Work: **ADV TRAVELER INFORMATION SYSTM**

SIS or Non-SIS: **No**

Extra Description:

		Proposed Funding (in \$000s)							
PHASE :	Funding Source	<2016	2015 - 2016	2016 - 2017	2017 - 2018	2018 - 2019	2019 - 2020	>2020	All Years
DESIGN BUILD		358	0	0	0	0	0	0	358
	Total	358	0	0	0	0	0	0	358
PRELIMINARY ENGINEERING		6	0	0	0	0	0	0	6
	Total	6	0	0	0	0	0	0	6

RESPONSIBLE AGENCY: Florida Department of Transportation District 6

Item Segment TOTAL ALL Years ALL Phases: **364**

Item Number: **412473**

Item TOTAL ALL Years ALL Phases All Segments: **21,674**

MIAMI-DADE METROPOLITAN PLANNING ORGANIZATION
TRANSPORTATION IMPROVEMENT PROGRAM
PRIMARY STATE HIGHWAYS AND INTERMODAL



HIGHWAYS

MPO Project Num: **DT4124735**
LRTP Ref.: **NA**
County: **MIAMI-DADE**
Roadway ID: **87030000**
Lanes Exist: **5**
Lanes Improved: **5**
Lanes Added: **0**
Project Length: **.249**
District: **06**

Project Description: **SR 5/BRICKELL AVE**

FROM SE 5 STREET

TO SE 8 STREET

Type of Work: **INTERSECTION IMPROVEMENT**

SIS or Non-SIS: **No**

Extra Description:

PHASE :	Funding Source	Proposed Funding (in \$000s)							
		<2016	2015 - 2016	2016 - 2017	2017 - 2018	2018 - 2019	2019 - 2020	>2020	All Years
PRELIMINARY ENGINEERING		38	0	0	0	0	0	0	38
	Total	38	0	0	0	0	0	0	38
RAILROAD & UTILITIES		4	0	0	0	0	0	0	4
	Total	4	0	0	0	0	0	0	4
RIGHT OF WAY		10	0	0	0	0	0	0	10
	Total	10	0	0	0	0	0	0	10
CONSTRUCTION		224	0	0	0	0	0	0	224
CONSTRUCTION		98	0	0	0	0	0	0	98
CONSTRUCTION		83	0	0	0	0	0	0	83
CONSTRUCTION		744	0	0	0	0	0	0	744
	Total	1,149	0	0	0	0	0	0	1,149

RESPONSIBLE AGENCY: Florida Department of Transportation District 6

Item Segment TOTAL ALL Years ALL Phases: 1,201

Item Number: 412473

Item TOTAL ALL Years ALL Phases All Segments: 21,674

MIAMI-DADE METROPOLITAN PLANNING ORGANIZATION
TRANSPORTATION IMPROVEMENT PROGRAM
PRIMARY STATE HIGHWAYS AND INTERMODAL



HIGHWAYS

MPO Project Num: **DT4124736**
 LRTP Ref.: **NA**
 County: **MIAMI-DADE**
 Roadway ID: **87030000**
 Lanes Exist: **3**
 Lanes Improved: **0**
 Lanes Added: **0**
 Project Length: **.037**
 District: **06**

Project Description: **SR 5/BRICKELL AVE**

FROM NE OF SE 5TH STREET TO S OF BRICKELL AVE BRDG

Type of Work: **DRAINAGE IMPROVEMENTS**

SIS or Non-SIS: **No**

Extra Description:

PHASE :	Funding Source	Proposed Funding (in \$000s)							
		<2016	2015 - 2016	2016 - 2017	2017 - 2018	2018 - 2019	2019 - 2020	>2020	All Years
PRELIMINARY ENGINEERING		2	0	0	0	0	0	0	2
	Total	2	0	0	0	0	0	0	2
CONSTRUCTION		76	0	0	0	0	0	0	76
	Total	76	0	0	0	0	0	0	76

RESPONSIBLE AGENCY: Florida Department of Transportation District 6

Item Segment TOTAL ALL Years ALL Phases: **78**

Item Number: **412473**

Item TOTAL ALL Years ALL Phases All Segments: **21,674**

MIAMI-DADE METROPOLITAN PLANNING ORGANIZATION
TRANSPORTATION IMPROVEMENT PROGRAM
PRIMARY STATE HIGHWAYS AND INTERMODAL



HIGHWAYS

MPO Project Num: **DT4124737**
LRTP Ref.: **C-9**
County: **MIAMI-DADE**
Roadway ID: **87030001**
Lanes Exist: **3**
Lanes Improved: **3**
Lanes Added: **0**
Project Length: **.370**
District: **06**

Project Description: **SR 5/S.E. 2ND AVENUE**

FROM S.E. 2ND STREET

TO S.E. 4TH STREET

Type of Work: **RESURFACING**

SIS or Non-SIS: **No**

Extra Description:

		Proposed Funding (in \$000s)							
PHASE :	Funding Source	<2016	2015 - 2016	2016 - 2017	2017 - 2018	2018 - 2019	2019 - 2020	>2020	All Years
PRELIMINARY ENGINEERING	DDR	69	0	0	0	0	0	0	69
PRELIMINARY ENGINEERING	DIH	29	0	0	0	0	0	0	29
PRELIMINARY ENGINEERING	HSP	200	0	0	0	0	0	0	200
PRELIMINARY ENGINEERING	DS	36	0	0	0	0	0	0	36
	Total	334	0	0	0	0	0	0	334
CONSTRUCTION	HSP	0	0	1,141	0	0	0	0	1,141
CONSTRUCTION	DS	0	0	118	0	0	0	0	118
CONSTRUCTION	DIH	0	0	63	0	0	0	0	63
CONSTRUCTION	SA	0	0	782	0	0	0	0	782
	Total	0	0	2,104	0	0	0	0	2,104

RESPONSIBLE AGENCY: Florida Department of Transportation District 6

Item Segment TOTAL ALL Years ALL Phases: **2,438**

Item Number: 412473

Item TOTAL ALL Years ALL Phases All Segments: **21,674**

MIAMI-DADE METROPOLITAN PLANNING ORGANIZATION
TRANSPORTATION IMPROVEMENT PROGRAM
PRIMARY STATE HIGHWAYS AND INTERMODAL



HIGHWAYS

MPO Project Num: **DT4124738**
LRTP Ref.: C-9
County: MIAMI-DADE
Roadway ID: 87030000
Lanes Exist: 6
Lanes Improved: 6
Lanes Added: 0
Project Length: .248
District: 06

Project Description: **SR 5/US-1/BRICKELL**

FROM N OF SE 5 STREET

TO SE 3 AVENUE

Type of Work: **RESURFACING**

SIS or Non-SIS: **No**

Extra Description:

		Proposed Funding (in \$000s)							
PHASE :	Funding Source	<2016	2015 - 2016	2016 - 2017	2017 - 2018	2018 - 2019	2019 - 2020	>2020	All Years
PRELIMINARY ENGINEERING	DS	230	0	0	0	0	0	0	230
PRELIMINARY ENGINEERING	DIH	10	0	0	0	0	0	0	10
	Total	240	0	0	0	0	0	0	240
CONSTRUCTION	DIH	0	36	0	0	0	0	0	36
CONSTRUCTION	DS	0	719	0	0	0	0	0	719
	Total	0	755	0	0	0	0	0	755

RESPONSIBLE AGENCY: Florida Department of Transportation District 6

Item Segment TOTAL ALL Years ALL Phases: 995

Item Number: 412473

Item TOTAL ALL Years ALL Phases All Segments: 21,674

MIAMI-DADE METROPOLITAN PLANNING ORGANIZATION
TRANSPORTATION IMPROVEMENT PROGRAM
PRIMARY STATE HIGHWAYS AND INTERMODAL



HIGHWAYS

MPO Project Num: **DT4124739**
LRTP Ref.: **C-9**
County: **MIAMI-DADE**
Roadway ID:
Lanes Exist:
Lanes Improved:
Lanes Added:
Project Length: **.243**
District: **06**

Project Description: **SR 5/BISCAYNE BLVD.**

FROM SE 3RD AVENUE

TO N OF SE 3RD STREET

Type of Work: **RESURFACING**

SIS or Non-SIS: **No**

Extra Description:

		Proposed Funding (in \$000s)							
PHASE :	Funding Source	<2016	2015 - 2016	2016 - 2017	2017 - 2018	2018 - 2019	2019 - 2020	>2020	All Years
PRELIMINARY ENGINEERING	DIH	10	0	0	0	0	0	0	10
PRELIMINARY ENGINEERING	DDR	206	0	0	0	0	0	0	206
	Total	216	0	0	0	0	0	0	216
CONSTRUCTION	SA	0	0	1,051	0	0	0	0	1,051
CONSTRUCTION	DDR	0	0	126	0	0	0	0	126
CONSTRUCTION	DIH	0	0	21	0	0	0	0	21
	Total	0	0	1,198	0	0	0	0	1,198

RESPONSIBLE AGENCY: Florida Department of Transportation District 6

Item Segment TOTAL ALL Years ALL Phases: **1,414**

Item Number: 412473

Item TOTAL ALL Years ALL Phases All Segments: **21,674**

MIAMI-DADE METROPOLITAN PLANNING ORGANIZATION
TRANSPORTATION IMPROVEMENT PROGRAM
PRIMARY STATE HIGHWAYS AND INTERMODAL



HIGHWAYS

MPO Project Num: **DT4124791**
LRTP Ref.: **NA**
County: **MIAMI-DADE**
Roadway ID: **87072000**
Lanes Exist: **4**
Lanes Improved: **4**
Lanes Added: **0**
Project Length: **.505**
District: **06**

Project Description: **SR 985/SW 107 AVENUE**

FROM SR 90/SW 8 STREET

TO SR 968/FLAGLER STREET

Type of Work: **RESURFACING**

SIS or Non-SIS: **No**

Extra Description:

		Proposed Funding (in \$000s)							
PHASE :	Funding Source	<2016	2015 - 2016	2016 - 2017	2017 - 2018	2018 - 2019	2019 - 2020	>2020	All Years
PRELIMINARY ENGINEERING		275	0	0	0	0	0	0	275
	Total	275	0	0	0	0	0	0	275
CONSTRUCTION		461	0	0	0	0	0	0	461
	Total	461	0	0	0	0	0	0	461

RESPONSIBLE AGENCY: Florida Department of Transportation District 6

Item Segment TOTAL ALL Years ALL Phases: **736**

Item Number: **412479**

Item TOTAL ALL Years ALL Phases All Segments: **52,210**

MIAMI-DADE METROPOLITAN PLANNING ORGANIZATION
TRANSPORTATION IMPROVEMENT PROGRAM
PRIMARY STATE HIGHWAYS AND INTERMODAL



HIGHWAYS

MPO Project Num: **DT4124792**
LRTP Ref.: 6-11
County: MIAMI-DADE
Roadway ID: 87072000
Lanes Exist: 4
Lanes Improved: 4
Lanes Added: 2
Project Length: .275
District: 06

Project Description: **SR 985/SW 107 AVENUE**

FROM SW 3 STREET

TO N OF WEST FLAGLER ST.

Type of Work: **ADD LANES & REHABILITATE PVMNT**

SIS or Non-SIS: **No**

Extra Description:

		Proposed Funding (in \$000s)							
PHASE :	Funding Source	<2016	2015 - 2016	2016 - 2017	2017 - 2018	2018 - 2019	2019 - 2020	>2020	All Years
CONTRACT INCENTIVES	SU	0	0	0	200	0	0	0	200
	Total	0	0	0	200	0	0	0	200
P D & E	DIH	37	0	0	0	0	0	0	37
P D & E	DDR	249	0	0	0	0	0	0	249
	Total	286	0	0	0	0	0	0	286
PRELIMINARY ENGINEERING	LF	33	0	0	0	0	0	0	33
PRELIMINARY ENGINEERING	DS	141	0	0	0	0	0	0	141
PRELIMINARY ENGINEERING	DIH	473	0	0	0	0	0	0	473
PRELIMINARY ENGINEERING	DDR	86	0	0	0	0	0	0	86
PRELIMINARY ENGINEERING	DC	0	0	0	0	0	0	0	0
	Total	732	0	0	0	0	0	0	732
RAILROAD & UTILITIES	LF	0	200	0	0	0	0	0	200
	Total	0	200	0	0	0	0	0	200
RIGHT OF WAY	DS	0	2,073	753	0	0	0	0	2,826

MIAMI-DADE METROPOLITAN PLANNING ORGANIZATION
TRANSPORTATION IMPROVEMENT PROGRAM
PRIMARY STATE HIGHWAYS AND INTERMODAL



HIGHWAYS

MPO Project Num: **DT4124792**
LRTP Ref.: 6-11
County: MIAMI-DADE
Roadway ID: 87072000
Lanes Exist: 4
Lanes Improved: 4
Lanes Added: 2
Project Length: .275
District: 06

Project Description: **SR 985/SW 107 AVENUE FROM SW 3 STREET TO N OF WEST FLAGLER ST.**

Type of Work: **ADD LANES & REHABILITATE PVMNT** SIS or Non-SIS: **No**

Extra Description:

		Proposed Funding (in \$000s)							
PHASE :	Funding Source	<2016	2015 - 2016	2016 - 2017	2017 - 2018	2018 - 2019	2019 - 2020	>2020	All Years
RIGHT OF WAY	DDR	3,621	0	1,247	0	0	0	0	4,868
RIGHT OF WAY	DIH	97	0	0	0	0	0	0	97
	Total	3,718	2,073	2,000	0	0	0	0	7,791
CONSTRUCTION	DDR	0	64	0	0	0	0	0	64
CONSTRUCTION	DIH	0	67	0	0	0	0	0	67
CONSTRUCTION	SU	0	427	0	0	0	0	0	427
CONSTRUCTION	LF	0	52	0	0	0	0	0	52
CONSTRUCTION	ACSU	0	4,568	0	0	0	0	0	4,568
	Total	0	5,178	0	0	0	0	0	5,178

RESPONSIBLE AGENCY: Florida Department of Transportation District 6

Item Segment TOTAL ALL Years ALL Phases: 14,387

Item Number: 412479

Item TOTAL ALL Years ALL Phases All Segments: 52,210

MIAMI-DADE METROPOLITAN PLANNING ORGANIZATION
TRANSPORTATION IMPROVEMENT PROGRAM
PRIMARY STATE HIGHWAYS AND INTERMODAL



HIGHWAYS

MPO Project Num: **DT4124793**
LRTP Ref.: 6-11
County: **MIAMI-DADE**
Roadway ID: **87072000**
Lanes Exist: 4
Lanes Improved: 4
Lanes Added: 2
Project Length: .298
District: 06

Project Description: **SR 985/SW 107 AVENUE**

FROM THE SW 1100 BLOCK TO SW 3 STREET

Type of Work: **ADD LANES & REHABILITATE PVMNT**

SIS or Non-SIS: **No**

Extra Description:

PHASE :	Funding Source	Proposed Funding (in \$000s)							
		<2016	2015 - 2016	2016 - 2017	2017 - 2018	2018 - 2019	2019 - 2020	>2020	All Years
CONTRACT INCENTIVES	SU	0	0	0	600	0	0	0	600
	Total	0	0	0	600	0	0	0	600
PRELIMINARY ENGINEERING	DIH	616	0	0	0	0	0	0	616
PRELIMINARY ENGINEERING	DS	422	0	0	0	0	0	0	422
PRELIMINARY ENGINEERING	DC	0	0	0	0	0	0	0	0
PRELIMINARY ENGINEERING	LF	125	0	0	0	0	0	0	125
	Total	1,163	0	0	0	0	0	0	1,163
RAILROAD & UTILITIES	LF	0	1,100	0	0	0	0	0	1,100
	Total	0	1,100	0	0	0	0	0	1,100
RIGHT OF WAY	BNCA	84	0	0	0	0	0	0	84
RIGHT OF WAY	DDR	992	4,371	0	0	0	0	0	5,363
RIGHT OF WAY	BNDS	2,084	34	0	0	0	0	0	2,118
RIGHT OF WAY	DIH	434	0	0	0	0	0	0	434
RIGHT OF WAY	DS	7,698	2,137	2,676	0	0	0	0	12,511

MIAMI-DADE METROPOLITAN PLANNING ORGANIZATION
TRANSPORTATION IMPROVEMENT PROGRAM
PRIMARY STATE HIGHWAYS AND INTERMODAL



HIGHWAYS

MPO Project Num: **DT4124793**
LRTP Ref.: 6-11
County: MIAMI-DADE
Roadway ID: 87072000
Lanes Exist: 4
Lanes Improved: 4
Lanes Added: 2
Project Length: .298
District: 06

Project Description: **SR 985/SW 107 AVENUE**

FROM THE SW 1100 BLOCK TO SW 3 STREET

Type of Work: **ADD LANES & REHABILITATE PVMNT**

SIS or Non-SIS: **No**

Extra Description:

PHASE :	Funding Source	Proposed Funding (in \$000s)							
		<2016	2015 - 2016	2016 - 2017	2017 - 2018	2018 - 2019	2019 - 2020	>2020	All Years
	Total	11,292	6,542	2,676	0	0	0	0	20,510
CONSTRUCTION	SU	0	7,022	0	0	0	0	0	7,022
CONSTRUCTION	S117	0	2	0	0	0	0	0	2
CONSTRUCTION	LF	0	86	0	0	0	0	0	86
CONSTRUCTION	ACSU	0	1,838	0	0	0	0	0	1,838
CONSTRUCTION	DS	0	1,366	0	0	0	0	0	1,366
CONSTRUCTION	DIH	0	76	0	0	0	0	0	76
CONSTRUCTION	DDR	0	234	0	0	0	0	0	234
CONSTRUCTION	HSP	0	2,622	0	0	0	0	0	2,622
CONSTRUCTION	ACSA	0	468	0	0	0	0	0	468
	Total	0	13,714	0	0	0	0	0	13,714

RESPONSIBLE AGENCY: Florida Department of Transportation District 6

Item Segment TOTAL ALL Years ALL Phases: 37,087

Item Number: 412479

Item TOTAL ALL Years ALL Phases All Segments: 52,210

MIAMI-DADE METROPOLITAN PLANNING ORGANIZATION
TRANSPORTATION IMPROVEMENT PROGRAM
PRIMARY STATE HIGHWAYS AND INTERMODAL



HIGHWAYS

MPO Project Num: **DT4140521**
 LRTP Ref.: NA
 County: DIST/ST-WIDE
 Roadway ID:
 Lanes Exist: 0
 Lanes Improved: 0
 Lanes Added: 0
 Project Length: .000
 District: 06

Project Description: **DISTRICTWIDE TRAFFIC OPERATIONS STUDIES**

Type of Work: **TRANSPORTATION STATISTICS**

SIS or Non-SIS: **No**

Extra Description:

		Proposed Funding (in \$000s)							
PHASE :	Funding Source	<2016	2015 - 2016	2016 - 2017	2017 - 2018	2018 - 2019	2019 - 2020	>2020	All Years
	PRELIMINARY ENGINEERING	1,919	0	0	0	0	0	0	1,919
	Total	1,919	0	0	0	0	0	0	1,919

RESPONSIBLE AGENCY: Florida Department of Transportation District 6

Item Segment TOTAL ALL Years ALL Phases: 1,919

Item Number: 414052

Item TOTAL ALL Years ALL Phases All Segments: 3,285

MIAMI-DADE METROPOLITAN PLANNING ORGANIZATION
TRANSPORTATION IMPROVEMENT PROGRAM
PRIMARY STATE HIGHWAYS AND INTERMODAL



HIGHWAYS

MPO Project Num: **DT4140522**
 LRTP Ref.: C-9
 County: DIST/ST-WIDE
 Roadway ID:
 Lanes Exist: 0
 Lanes Improved: 0
 Lanes Added: 0
 Project Length: .000
 District: 06

Project Description: **DISTRICTWIDE TRAFFIC OPERATIONS
SAFETY STUDIES CONSULTANT**

Type of Work: **TRANSPORTATION STATISTICS**

SIS or Non-SIS: **No**

Extra Description:

		Proposed Funding (in \$000s)							
PHASE :	Funding Source	<2016	2015 - 2016	2016 - 2017	2017 - 2018	2018 - 2019	2019 - 2020	>2020	All Years
PRELIMINARY ENGINEERING	DIH	30	10	10	10	0	0	0	60
PRELIMINARY ENGINEERING	DS	600	0	50	50	0	0	0	700
	Total	630	10	60	60	0	0	0	760

RESPONSIBLE AGENCY: Florida Department of Transportation District 6

Item Segment TOTAL ALL Years ALL Phases: 760

Item Number: 414052

Item TOTAL ALL Years ALL Phases All Segments: 3,285

MIAMI-DADE METROPOLITAN PLANNING ORGANIZATION
TRANSPORTATION IMPROVEMENT PROGRAM
PRIMARY STATE HIGHWAYS AND INTERMODAL



HIGHWAYS

MPO Project Num: **DT4140523**
LRTP Ref.: C-9
County: DIST/ST-WIDE
Roadway ID:
Lanes Exist: 0
Lanes Improved: 0
Lanes Added: 0
Project Length: .000
District: 06

Project Description: **DISTRICTWIDE TRAFFIC OPERATIONS
SAFETY STUDIES CONSULTANT**

Type of Work: **TRANSPORTATION STATISTICS**

SIS or Non-SIS: **No**

Extra Description:

		Proposed Funding (in \$000s)							
PHASE :	Funding Source	<2016	2015 - 2016	2016 - 2017	2017 - 2018	2018 - 2019	2019 - 2020	>2020	All Years
PRELIMINARY ENGINEERING	DIH	0	0	0	3	3	0	0	6
PRELIMINARY ENGINEERING	DS	0	0	0	200	200	200	0	600
	Total	0	0	0	203	203	200	0	606

RESPONSIBLE AGENCY: Florida Department of Transportation District 6

Item Segment TOTAL ALL Years ALL Phases: 606

Item Number: 414052

Item TOTAL ALL Years ALL Phases All Segments: 3,285

MIAMI-DADE METROPOLITAN PLANNING ORGANIZATION
TRANSPORTATION IMPROVEMENT PROGRAM
PRIMARY STATE HIGHWAYS AND INTERMODAL



HIGHWAYS

MPO Project Num: **DT4146243**
LRTP Ref.: C-9
County: MIAMI-DADE
Roadway ID: 87030000
Lanes Exist: 5
Lanes Improved: 5
Lanes Added: 0
Project Length: 1.618
District: 06

Project Description: **SR 5/BISCAYNE BLVD**

FROM N. OF NE 196TH STREET

TO N. OF NE 213TH STREET

Type of Work: **RESURFACING**

SIS or Non-SIS: **No**

Extra Description:

PHASE :	Funding Source	Proposed Funding (in \$000s)							
		<2016	2015 - 2016	2016 - 2017	2017 - 2018	2018 - 2019	2019 - 2020	>2020	All Years
CONTRACT INCENTIVES	SA	0	0	60	0	0	0	0	60
	Total	0	0	60	0	0	0	0	60
PRELIMINARY ENGINEERING	DS	46	0	0	0	0	0	0	46
PRELIMINARY ENGINEERING	DIH	30	0	0	0	0	0	0	30
PRELIMINARY ENGINEERING	DDR	261	0	0	0	0	0	0	261
	Total	338	0	0	0	0	0	0	338
RAILROAD & UTILITIES	LF	6	0	0	0	0	0	0	6
	Total	6	0	0	0	0	0	0	6
CONSTRUCTION	DS	0	148	0	0	0	0	0	148
CONSTRUCTION	SA	862	0	0	0	0	0	0	862
CONSTRUCTION	DDR	973	0	0	0	0	0	0	973
CONSTRUCTION	DDR	0	24	0	0	0	0	0	24
	Total	1,836	172	0	0	0	0	0	2,008

RESPONSIBLE AGENCY: Florida Department of Transportation District 6

Item Segment TOTAL ALL Years ALL Phases: 2,411

Item Number: 414624

Item TOTAL ALL Years ALL Phases All Segments: 2,411

MIAMI-DADE METROPOLITAN PLANNING ORGANIZATION
TRANSPORTATION IMPROVEMENT PROGRAM
PRIMARY STATE HIGHWAYS AND INTERMODAL



HIGHWAYS

MPO Project Num: **DT4146331**
LRTP Ref.: C-9
County: MIAMI-DADE
Roadway ID: 87053000
Lanes Exist: 4
Lanes Improved: 4
Lanes Added: 0
Project Length: 1.285
District: 06

Project Description: **SR 968 / W FLAGLER ST**

FROM WEST 14TH AVENUE

TO WEST 2ND AVENUE

Type of Work: **FLEXIBLE PAVEMENT RECONSTRUCT.**

SIS or Non-SIS: **No**

Extra Description:

PHASE :	Funding Source	Proposed Funding (in \$000s)							
		<2016	2015 - 2016	2016 - 2017	2017 - 2018	2018 - 2019	2019 - 2020	>2020	All Years
CONTRACT INCENTIVES	DS	0	0	400	0	0	0	0	400
	Total	0	0	400	0	0	0	0	400
PRELIMINARY ENGINEERING	DDR	523	0	0	0	0	0	0	523
PRELIMINARY ENGINEERING	DIH	112	0	0	0	0	0	0	112
PRELIMINARY ENGINEERING	DS	799	0	0	0	0	0	0	799
PRELIMINARY ENGINEERING	LF	110	0	0	0	0	0	0	110
	Total	1,544	0	0	0	0	0	0	1,544
RAILROAD & UTILITIES	LF	0	2,000	0	0	0	0	0	2,000
	Total	0	2,000	0	0	0	0	0	2,000
RIGHT OF WAY	DS	118	0	0	0	0	0	0	118
RIGHT OF WAY	DDR	165	0	0	0	0	0	0	165
RIGHT OF WAY	DIH	64	0	0	0	0	0	0	64
	Total	347	0	0	0	0	0	0	347
CONSTRUCTION	DS	0	205	0	0	0	0	0	205

MIAMI-DADE METROPOLITAN PLANNING ORGANIZATION
TRANSPORTATION IMPROVEMENT PROGRAM
PRIMARY STATE HIGHWAYS AND INTERMODAL



HIGHWAYS

MPO Project Num: **DT4146331**
LRTP Ref.: C-9
County: MIAMI-DADE
Roadway ID: 87053000
Lanes Exist: 4
Lanes Improved: 4
Lanes Added: 0
Project Length: 1.285
District: 06

Project Description: **SR 968 / W FLAGLER ST FROM WEST 14TH AVENUE TO WEST 2ND AVENUE**

Type of Work: **FLEXIBLE PAVEMENT RECONSTRUCT.** SIS or Non-SIS: **No**

Extra Description:

		Proposed Funding (in \$000s)							
PHASE :	Funding Source	<2016	2015 - 2016	2016 - 2017	2017 - 2018	2018 - 2019	2019 - 2020	>2020	All Years
CONSTRUCTION	DS	0	4,434	0	0	0	0	0	4,434
CONSTRUCTION	SA	0	4,666	0	0	0	0	0	4,666
	Total	0	9,305	0	0	0	0	0	9,305

RESPONSIBLE AGENCY: Florida Department of Transportation District 6

Item Segment TOTAL ALL Years ALL Phases: 13,596

Item Number: 414633

Item TOTAL ALL Years ALL Phases All Segments: 24,620

MIAMI-DADE METROPOLITAN PLANNING ORGANIZATION
TRANSPORTATION IMPROVEMENT PROGRAM
PRIMARY STATE HIGHWAYS AND INTERMODAL



HIGHWAYS

MPO Project Num: **DT4146332**
LRTP Ref.: **C-9**
County: **MIAMI-DADE**
Roadway ID: **87053001**
Lanes Exist: **4**
Lanes Improved: **4**
Lanes Added: **0**
Project Length: **0.76**
District: **06**

Project Description: **SR 968 / SW 1ST STREET**

FROM FLAGLER STREET

TO EAST OF 17TH AVENUE

Type of Work: **FLEXIBLE PAVEMENT RECONSTRUCT.**

SIS or Non-SIS: **No**

Extra Description:

PHASE :	Funding Source	Proposed Funding (in \$000s)							
		<2016	2015 - 2016	2016 - 2017	2017 - 2018	2018 - 2019	2019 - 2020	>2020	All Years
CONTRACT INCENTIVES	SA	0	0	0	250	0	0	0	250
	Total	0	0	0	250	0	0	0	250
PRELIMINARY ENGINEERING	DDR	30	0	0	0	0	0	0	30
PRELIMINARY ENGINEERING	LF	132	0	0	0	0	0	0	132
PRELIMINARY ENGINEERING	SU	956	0	0	0	0	0	0	956
PRELIMINARY ENGINEERING	EB	156	0	0	0	0	0	0	156
PRELIMINARY ENGINEERING	DS	16	0	0	0	0	0	0	16
PRELIMINARY ENGINEERING	DIH	127	0	0	0	0	0	0	127
	Total	1,416	0	0	0	0	0	0	1,416
RAILROAD & UTILITIES	LF	0	2,000	0	0	0	0	0	2,000
	Total	0	2,000	0	0	0	0	0	2,000
RIGHT OF WAY	DIH	45	0	0	0	0	0	0	45
RIGHT OF WAY	DDR	210	0	0	0	0	0	0	210
	Total	255	0	0	0	0	0	0	255

MIAMI-DADE METROPOLITAN PLANNING ORGANIZATION
TRANSPORTATION IMPROVEMENT PROGRAM
PRIMARY STATE HIGHWAYS AND INTERMODAL



HIGHWAYS

MPO Project Num: **DT4146332**
LRTP Ref.: C-9
County: MIAMI-DADE
Roadway ID: 87053001
Lanes Exist: 4
Lanes Improved: 4
Lanes Added: 0
Project Length: 0.76
District: 06

Project Description: **SR 968 / SW 1ST STREET**

FROM FLAGLER STREET

TO EAST OF 17TH AVENUE

Type of Work: **FLEXIBLE PAVEMENT RECONSTRUCT.**

SIS or Non-SIS: **No**

Extra Description:

		Proposed Funding (in \$000s)							
PHASE :	Funding Source	<2016	2015 - 2016	2016 - 2017	2017 - 2018	2018 - 2019	2019 - 2020	>2020	All Years
CONSTRUCTION	DS	3	82	0	0	0	0	0	85
CONSTRUCTION	SA	0	2,963	0	0	0	0	0	2,963
CONSTRUCTION	DDR	0	3,132	0	0	0	0	0	3,132
CONSTRUCTION	ACSA	0	924	0	0	0	0	0	924
	Total	3	7,101	0	0	0	0	0	7,104

RESPONSIBLE AGENCY: Florida Department of Transportation District 6

Item Segment TOTAL ALL Years ALL Phases: 11,025

Item Number: 414633

Item TOTAL ALL Years ALL Phases All Segments: 24,620

MIAMI-DADE METROPOLITAN PLANNING ORGANIZATION
TRANSPORTATION IMPROVEMENT PROGRAM
PRIMARY STATE HIGHWAYS AND INTERMODAL



HIGHWAYS

MPO Project Num: **DT4146431**
LRTP Ref.: **NA**
County: **MIAMI-DADE**
Roadway ID: **87085000**
Lanes Exist: **4**
Lanes Improved: **4**
Lanes Added: **0**
Project Length: **1.343**
District: **06**

Project Description: **SR 933 / SW/NW 12 AVE**

FROM SW 13TH STREET

TO NW 7TH STREET

Type of Work: **RESURFACING**

SIS or Non-SIS: **No**

Extra Description:

PHASE :	Funding Source	Proposed Funding (in \$000s)							
		<2016	2015 - 2016	2016 - 2017	2017 - 2018	2018 - 2019	2019 - 2020	>2020	All Years
CONTRACT INCENTIVES		110	0	0	0	0	0	0	110
	Total	110	0	0	0	0	0	0	110
PRELIMINARY ENGINEERING		306	0	0	0	0	0	0	306
	Total	306	0	0	0	0	0	0	306
CONSTRUCTION		4,596	0	0	0	0	0	0	4,596
CONSTRUCTION		38	0	0	0	0	0	0	38
CONSTRUCTION		134	0	0	0	0	0	0	134
	Total	4,768	0	0	0	0	0	0	4,768

RESPONSIBLE AGENCY: **Florida Department of Transportation District 6**

Item Segment **TOTAL ALL Years ALL Phases:** **5,185**

Item Number: **414643**

Item **TOTAL ALL Years ALL Phases All Segments:** **6,365**

MIAMI-DADE METROPOLITAN PLANNING ORGANIZATION
TRANSPORTATION IMPROVEMENT PROGRAM
PRIMARY STATE HIGHWAYS AND INTERMODAL



HIGHWAYS

MPO Project Num: **DT4146432**
LRTP Ref.: C-9
County: MIAMI-DADE
Roadway ID: 87085000
Lanes Exist: 3
Lanes Improved: 0
Lanes Added: 0
Project Length: 2.085
District: 06

Project Description: **SR 933 / NW 12 AVENUE**

FROM SW 22 STREET

TO NW 8 TERRACE

Type of Work: **LANDSCAPING**

SIS or Non-SIS: **No**

Extra Description:

		Proposed Funding (in \$000s)							
PHASE :	Funding Source	<2016	2015 - 2016	2016 - 2017	2017 - 2018	2018 - 2019	2019 - 2020	>2020	All Years
PRELIMINARY ENGINEERING	DS	100	0	0	0	0	0	0	100
PRELIMINARY ENGINEERING	DIH	13	0	0	0	0	0	0	13
	Total	113	0	0	0	0	0	0	113
CONSTRUCTION	DS	0	0	1,030	0	0	0	0	1,030
CONSTRUCTION	DIH	0	0	37	0	0	0	0	37
	Total	0	0	1,067	0	0	0	0	1,067

RESPONSIBLE AGENCY: Florida Department of Transportation District 6

Item Segment TOTAL ALL Years ALL Phases: 1,180

Item Number: 414643

Item TOTAL ALL Years ALL Phases All Segments: 6,365

MIAMI-DADE METROPOLITAN PLANNING ORGANIZATION
TRANSPORTATION IMPROVEMENT PROGRAM
PRIMARY STATE HIGHWAYS AND INTERMODAL



HIGHWAYS

MPO Project Num: **DT4147661**
 LRTP Ref.: NA
 County: MIAMI-DADE
 Roadway ID:
 Lanes Exist: 0
 Lanes Improved: 0
 Lanes Added: 0
 Project Length: .000
 District: 06

Project Description: **CURTIS MANSION RESTORATION & TRAILHEAD (C.OF MIAMI SPRINGS)LAP**

Type of Work: **BUILDING REPAIR/REHABILITATION** SIS or Non-SIS: **No**

Extra Description:

		Proposed Funding (in \$000s)							
PHASE :	Funding Source	<2016	2015 - 2016	2016 - 2017	2017 - 2018	2018 - 2019	2019 - 2020	>2020	All Years
CONSTRUCTION		1,000	0	0	0	0	0	0	1,000
	Total	1,000	0	0	0	0	0	0	1,000

RESPONSIBLE AGENCY: Florida Department of Transportation District 6

Item Segment TOTAL ALL Years ALL Phases: 1,000

Item Number: 414766

Item TOTAL ALL Years ALL Phases All Segments: 1,150

MIAMI-DADE METROPOLITAN PLANNING ORGANIZATION
TRANSPORTATION IMPROVEMENT PROGRAM
PRIMARY STATE HIGHWAYS AND INTERMODAL



HIGHWAYS

MPO Project Num: **DT4149641**
LRTP Ref.: 6-36
County: MIAMI-DADE
Roadway ID: 87270000
Lanes Exist: 12
Lanes Improved: 2
Lanes Added: 2
Project Length: 14.179
District: 06

Project Description: **SR 9A/I-95**

FROM S. OF SR 836/I-395

TO BROWARD COUNTY LINE

Type of Work: **PD&E/EMO STUDY**

SIS or Non-SIS: **Yes**

Extra Description:

		Proposed Funding (in \$000s)							
PHASE :	Funding Source	<2016	2015 - 2016	2016 - 2017	2017 - 2018	2018 - 2019	2019 - 2020	>2020	All Years
P D & E	DI	0	0	12,535	0	0	0	0	12,535
P D & E	DIH	0	0	500	0	0	0	0	500
	Total	0	0	13,035	0	0	0	0	13,035

RESPONSIBLE AGENCY: Florida Department of Transportation District 6

Item Segment TOTAL ALL Years ALL Phases: 13,035

Item Number: 414964

Item TOTAL ALL Years ALL Phases All Segments: 25,923

MIAMI-DADE METROPOLITAN PLANNING ORGANIZATION
TRANSPORTATION IMPROVEMENT PROGRAM
PRIMARY STATE HIGHWAYS AND INTERMODAL



HIGHWAYS

MPO Project Num: **DT4149646**
 LRTP Ref.: NA
 County: MIAMI-DADE
 Roadway ID:
 Lanes Exist: 0
 Lanes Improved: 0
 Lanes Added: 0
 Project Length: .000
 District: 06

Project Description: **SR 9A/I-95**

FROM US 1

TO DADE/BROWARD LINE

Type of Work: **CORRIDOR/SUBAREA PLANNING**

SIS or Non-SIS: **No**

Extra Description:

		Proposed Funding (in \$000s)							
PHASE :	Funding Source	<2016	2015 - 2016	2016 - 2017	2017 - 2018	2018 - 2019	2019 - 2020	>2020	All Years
P D & E		2,688	0	0	0	0	0	0	2,688
	Total	2,688	0	0	0	0	0	0	2,688

RESPONSIBLE AGENCY: Florida Department of Transportation District 6

Item Segment TOTAL ALL Years ALL Phases: 2,688

Item Number: 414964

Item TOTAL ALL Years ALL Phases All Segments: 25,923

MIAMI-DADE METROPOLITAN PLANNING ORGANIZATION
TRANSPORTATION IMPROVEMENT PROGRAM
PRIMARY STATE HIGHWAYS AND INTERMODAL



HIGHWAYS

MPO Project Num: **DT4149647**
LRTP Ref.: 6-36
County: MIAMI-DADE
Roadway ID: 87270000
Lanes Exist: 4
Lanes Improved: 4
Lanes Added: 0
Project Length: 2.645
District: 06

Project Description: **SR 9A/I-95**

FROM US-1

TO SOUTH OF SR 836/I-395

Type of Work: **PD&E/EMO STUDY**

SIS or Non-SIS: **Yes**

Extra Description:

		Proposed Funding (in \$000s)							
PHASE :	Funding Source	<2016	2015 - 2016	2016 - 2017	2017 - 2018	2018 - 2019	2019 - 2020	>2020	All Years
P D & E	DDR	0	0	0	10,000	0	0	0	10,000
P D & E	DIH	0	0	0	200	0	0	0	200
	Total	0	0	0	10,200	0	0	0	10,200

RESPONSIBLE AGENCY: Florida Department of Transportation District 6

Item Segment TOTAL ALL Years ALL Phases: 10,200

Item Number: 414964

Item TOTAL ALL Years ALL Phases All Segments: 25,923

MIAMI-DADE METROPOLITAN PLANNING ORGANIZATION
TRANSPORTATION IMPROVEMENT PROGRAM
PRIMARY STATE HIGHWAYS AND INTERMODAL



HIGHWAYS

MPO Project Num: **DT4152391**
 LRTP Ref.: **NA**
 County: **DIST/ST-WIDE**
 Roadway ID:
 Lanes Exist: **0**
 Lanes Improved: **0**
 Lanes Added: **0**
 Project Length: **.000**
 District: **06**

Project Description: **DISTRICTWIDE PLANS REVIEW
CONSULTANT AND SUPPORT SERVICES**

Type of Work: **PRELIMINARY ENGINEERING**

SIS or Non-SIS: **No**

Extra Description:

PHASE :	Funding Source	Proposed Funding (in \$000s)							
		<2016	2015 - 2016	2016 - 2017	2017 - 2018	2018 - 2019	2019 - 2020	>2020	All Years
PRELIMINARY ENGINEERING		2,504	0	0	0	0	0	0	2,504
	Total	2,504	0	0	0	0	0	0	2,504
RIGHT OF WAY		4	0	0	0	0	0	0	4
	Total	4	0	0	0	0	0	0	4

RESPONSIBLE AGENCY: Florida Department of Transportation District 6

Item Segment TOTAL ALL Years ALL Phases: **2,508**

Item Number: 415239

Item TOTAL ALL Years ALL Phases All Segments: **4,356**

MIAMI-DADE METROPOLITAN PLANNING ORGANIZATION
TRANSPORTATION IMPROVEMENT PROGRAM
PRIMARY STATE HIGHWAYS AND INTERMODAL



HIGHWAYS

MPO Project Num: **DT4152392**
LRTP Ref.: C-9
County: DIST/ST-WIDE
Roadway ID:
Lanes Exist: 0
Lanes Improved: 0
Lanes Added: 0
Project Length: .000
District: 06

Project Description: **DISTRICTWIDE PLANS REVIEW
CONSULTANT AND SUPPORT SERVICES**

Type of Work: **PRELIMINARY ENGINEERING**

SIS or Non-SIS: **No**

Extra Description:

		Proposed Funding (in \$000s)							
PHASE :	Funding Source	<2016	2015 - 2016	2016 - 2017	2017 - 2018	2018 - 2019	2019 - 2020	>2020	All Years
PRELIMINARY ENGINEERING	DIH	19	18	18	18	18	0	0	91
PRELIMINARY ENGINEERING	DS	257	300	300	300	300	0	0	1,457
	Total	276	318	318	318	318	0	0	1,548

RESPONSIBLE AGENCY: Florida Department of Transportation District 6

Item Segment TOTAL ALL Years ALL Phases: 1,548

Item Number: 415239

Item TOTAL ALL Years ALL Phases All Segments: 4,356

MIAMI-DADE METROPOLITAN PLANNING ORGANIZATION
TRANSPORTATION IMPROVEMENT PROGRAM
PRIMARY STATE HIGHWAYS AND INTERMODAL



HIGHWAYS

MPO Project Num: **DT4152393**
 LRTP Ref.: C-9
 County: DIST/ST-WIDE
 Roadway ID:
 Lanes Exist:
 Lanes Improved:
 Lanes Added:
 Project Length: .000
 District: 06

Project Description: **DISTRICTWIDE PLANS REVIEW
CONSULTANT AND SUPPORT SERVICES**

Type of Work: **PRELIMINARY ENGINEERING**

SIS or Non-SIS: **No**

Extra Description:

		Proposed Funding (in \$000s)							
PHASE :	Funding Source	<2016	2015 - 2016	2016 - 2017	2017 - 2018	2018 - 2019	2019 - 2020	>2020	All Years
PRELIMINARY ENGINEERING	DS	0	0	0	0	100	200	0	300
	Total	0	0	0	0	100	200	0	300

RESPONSIBLE AGENCY: Florida Department of Transportation District 6

Item Segment TOTAL ALL Years ALL Phases: 300

Item Number: 415239

Item TOTAL ALL Years ALL Phases All Segments: 4,356

MIAMI-DADE METROPOLITAN PLANNING ORGANIZATION
TRANSPORTATION IMPROVEMENT PROGRAM
PRIMARY STATE HIGHWAYS AND INTERMODAL



HIGHWAYS

MPO Project Num: **DT4154561**
LRTP Ref.: **NA**
County: **MIAMI-DADE**
Roadway ID: **87270000**
Lanes Exist: **10**
Lanes Improved: **10**
Lanes Added: **2**
Project Length: **9.640**
District: **06**

Project Description: **SR 9A/I-95 EXPRESS**

FROM N OF SR 836/I-395

**TO GOLDEN GLADES
INTERCHANGE**

Type of Work: **ADD SPECIAL USE LANE**

SIS or Non-SIS: **Yes**

Extra Description:

PHASE :	Funding Source	Proposed Funding (in \$000s)							
		<2016	2015 - 2016	2016 - 2017	2017 - 2018	2018 - 2019	2019 - 2020	>2020	All Years
CONTRACT INCENTIVES		3,000	0	0	0	0	0	0	3,000
CONTRACT INCENTIVES		3,350	0	0	0	0	0	0	3,350
	Total	6,350	0	0	0	0	0	0	6,350
DESIGN BUILD		813	0	0	0	0	0	0	813
DESIGN BUILD		1,181	0	0	0	0	0	0	1,181
DESIGN BUILD		34,038	0	0	0	0	0	0	34,038
DESIGN BUILD		103,277	0	0	0	0	0	0	103,277
DESIGN BUILD		316	0	0	0	0	0	0	316
	Total	139,624	0	0	0	0	0	0	139,624
P D & E		15	0	0	0	0	0	0	15
P D & E		342	0	0	0	0	0	0	342
	Total	357	0	0	0	0	0	0	357
PRELIMINARY ENGINEERING		648	0	0	0	0	0	0	648
PRELIMINARY ENGINEERING		59	0	0	0	0	0	0	59

MIAMI-DADE METROPOLITAN PLANNING ORGANIZATION
TRANSPORTATION IMPROVEMENT PROGRAM
PRIMARY STATE HIGHWAYS AND INTERMODAL



HIGHWAYS

MPO Project Num: **DT4154561**
 LRTP Ref.: NA
 County: MIAMI-DADE
 Roadway ID: 87270000
 Lanes Exist: 10
 Lanes Improved: 10
 Lanes Added: 2
 Project Length: 9.640
 District: 06

Project Description: **SR 9A/I-95 EXPRESS**

FROM N OF SR 836/I-395

**TO GOLDEN GLADES
INTERCHANGE**

Type of Work: **ADD SPECIAL USE LANE**

SIS or Non-SIS: **Yes**

Extra Description:

PHASE :	Funding Source	Proposed Funding (in \$000s)							
		<2016	2015 - 2016	2016 - 2017	2017 - 2018	2018 - 2019	2019 - 2020	>2020	All Years
PRELIMINARY ENGINEERING		8,895	0	0	0	0	0	0	8,895
PRELIMINARY ENGINEERING		3,865	0	0	0	0	0	0	3,865
PRELIMINARY ENGINEERING		895	0	0	0	0	0	0	895
PRELIMINARY ENGINEERING		900	0	0	0	0	0	0	900
PRELIMINARY ENGINEERING		238	0	0	0	0	0	0	238
Total		15,499	0	0	0	0	0	0	15,499

RESPONSIBLE AGENCY: Florida Department of Transportation District 6

Item Segment TOTAL ALL Years ALL Phases: 161,830

Item Number: 415456

Item TOTAL ALL Years ALL Phases All Segments: 238,885

MIAMI-DADE METROPOLITAN PLANNING ORGANIZATION
TRANSPORTATION IMPROVEMENT PROGRAM
PRIMARY STATE HIGHWAYS AND INTERMODAL



HIGHWAYS

MPO Project Num: **DT4154563**
LRTP Ref.: C-9
County: MIAMI-DADE
Roadway ID: 87270000
Lanes Exist: 5
Lanes Improved: 5
Lanes Added: 1
Project Length: 9.640
District: 06

Project Description: **SR 9A/I-95 EXPRESS OPERATIONS & MAINTENANCE**

Type of Work: **OTHER ITS**

SIS or Non-SIS: **Yes**

Extra Description:

		Proposed Funding (in \$000s)							
PHASE :	Funding Source	<2016	2015 - 2016	2016 - 2017	2017 - 2018	2018 - 2019	2019 - 2020	>2020	All Years
BRDG/RDWY/CONTRACT MAI	TMBD	3,164	0	0	0	0	0	0	3,164
	Total	3,164	0	0	0	0	0	0	3,164
OPERATIONS	DDR	654	0	0	0	0	0	0	654
OPERATIONS	DDR	670	0	0	0	0	0	0	670
OPERATIONS	DS	1,060	0	0	0	0	0	0	1,060
OPERATIONS	TOBD	638	0	0	0	100	100	0	838
OPERATIONS	TOBD	23,230	2,767	1,285	682	0	0	0	27,964
	Total	26,251	2,767	1,285	682	100	100	0	31,185
PRELIMINARY ENGINEERING	TOBD	571	10	5	5	0	0	0	591
PRELIMINARY ENGINEERING	DIH	80	0	0	0	0	0	0	80
	Total	651	10	5	5	0	0	0	671

RESPONSIBLE AGENCY: Florida Department of Transportation District 6

Item Segment TOTAL ALL Years ALL Phases: 35,020

Item Number: 415456

Item TOTAL ALL Years ALL Phases All Segments: 238,885

MIAMI-DADE METROPOLITAN PLANNING ORGANIZATION
TRANSPORTATION IMPROVEMENT PROGRAM
PRIMARY STATE HIGHWAYS AND INTERMODAL



HIGHWAYS

MPO Project Num: **DT4154564**
LRTP Ref.: **NA**
County: **MIAMI-DADE**
Roadway ID: **87270212**
Lanes Exist: **2**
Lanes Improved: **2**
Lanes Added: **0**
Project Length: **.739**
District: **06**

Project Description: **SR 9A/I-95**

FROM NB I-95 EXIT

TO NB SR 91 (INCLUDES AUX. LANE)

Type of Work: **WIDEN/RESURFACE EXIST LANES**

SIS or Non-SIS: **Yes**

Extra Description:

PHASE :	Funding Source	Proposed Funding (in \$000s)							
		<2016	2015 - 2016	2016 - 2017	2017 - 2018	2018 - 2019	2019 - 2020	>2020	All Years
DESIGN BUILD		8,992	0	0	0	0	0	0	8,992
DESIGN BUILD		525	0	0	0	0	0	0	525
DESIGN BUILD		15	0	0	0	0	0	0	15
DESIGN BUILD		138	0	0	0	0	0	0	138
	Total	9,669	0	0	0	0	0	0	9,669
PRELIMINARY ENGINEERING		51	0	0	0	0	0	0	51
PRELIMINARY ENGINEERING		442	0	0	0	0	0	0	442
	Total	494	0	0	0	0	0	0	494
RAILROAD & UTILITIES		98	0	0	0	0	0	0	98
	Total	98	0	0	0	0	0	0	98

RESPONSIBLE AGENCY: Florida Department of Transportation District 6

Item Segment TOTAL ALL Years ALL Phases: 10,261

Item Number: 415456

Item TOTAL ALL Years ALL Phases All Segments: 238,885

MIAMI-DADE METROPOLITAN PLANNING ORGANIZATION
TRANSPORTATION IMPROVEMENT PROGRAM
PRIMARY STATE HIGHWAYS AND INTERMODAL



HIGHWAYS

MPO Project Num: **DT4154567**
 LRTP Ref.: C-9
 County: MIAMI-DADE
 Roadway ID: 87270000
 Lanes Exist: 9
 Lanes Improved: 9
 Lanes Added: 0
 Project Length: 17.260
 District: 06

Project Description: **SR 9A/I-95 EXPRESS LANES ITS
OPERATIONS CONSULTANT CONTRACT**

Type of Work: **TECHNICAL ASSISTANCE**

SIS or Non-SIS: **Yes**

Extra Description:

		Proposed Funding (in \$000s)							
PHASE :	Funding Source	<2016	2015 - 2016	2016 - 2017	2017 - 2018	2018 - 2019	2019 - 2020	>2020	All Years
OPERATIONS	TOBD	0	0	3,380	3,364	3,350	3,350	0	13,444
	Total	0	0	3,380	3,364	3,350	3,350	0	13,444
PRELIMINARY ENGINEERING	TOBD	0	0	10	10	10	0	0	30
	Total	0	0	10	10	10	0	0	30

RESPONSIBLE AGENCY: Florida Department of Transportation District 6

Item Segment TOTAL ALL Years ALL Phases: 13,474

Item Number: 415456

Item TOTAL ALL Years ALL Phases All Segments: 238,885

MIAMI-DADE METROPOLITAN PLANNING ORGANIZATION
TRANSPORTATION IMPROVEMENT PROGRAM
PRIMARY STATE HIGHWAYS AND INTERMODAL



HIGHWAYS

MPO Project Num: **DT4154568**
 LRTP Ref.: C-9
 County: MIAMI-DADE
 Roadway ID:
 Lanes Exist: 0
 Lanes Improved: 0
 Lanes Added: 0
 Project Length: .000
 District: 06

Project Description: **SR 9A/I-95 EXPRESS OPERATIONS & MAINTENANCE**

Type of Work: **OTHER ITS**

SIS or Non-SIS: **Yes**

Extra Description:

		Proposed Funding (in \$000s)							
PHASE :	Funding Source	<2016	2015 - 2016	2016 - 2017	2017 - 2018	2018 - 2019	2019 - 2020	>2020	All Years
OPERATIONS	TOBD	5,068	4,004	4,004	4,004	0	0	0	17,080
	Total	5,068	4,004	4,004	4,004	0	0	0	17,080

RESPONSIBLE AGENCY: Florida Department of Transportation District 6

Item Segment TOTAL ALL Years ALL Phases: 17,080

Item Number: 415456

Item TOTAL ALL Years ALL Phases All Segments: 238,885

MIAMI-DADE METROPOLITAN PLANNING ORGANIZATION
TRANSPORTATION IMPROVEMENT PROGRAM
PRIMARY STATE HIGHWAYS AND INTERMODAL



HIGHWAYS

MPO Project Num: **DT4154569**
 LRTP Ref.: **C-9**
 County: **MIAMI-DADE**
 Roadway ID:
 Lanes Exist: **0**
 Lanes Improved: **0**
 Lanes Added: **0**
 Project Length: **.000**
 District: **06**

Project Description: **SR 9A/I-95 EXPRESS FHP ENHANCED
ENFORCEMENT**

Type of Work: **OTHER ITS**

SIS or Non-SIS: **Yes**

Extra Description:

		Proposed Funding (in \$000s)							
PHASE :	Funding Source	<2016	2015 - 2016	2016 - 2017	2017 - 2018	2018 - 2019	2019 - 2020	>2020	All Years
OPERATIONS	TOBD	0	0	0	0	600	600	0	1,200
	Total	0	0	0	0	600	600	0	1,200
CONSTRUCTION	TOBD	5	5	5	5	0	0	0	20
	Total	5	5	5	5	0	0	0	20

RESPONSIBLE AGENCY: Florida Department of Transportation District 6

Item Segment TOTAL ALL Years ALL Phases: **1,220**

Item Number: 415456

Item TOTAL ALL Years ALL Phases All Segments: **238,885**

MIAMI-DADE METROPOLITAN PLANNING ORGANIZATION
TRANSPORTATION IMPROVEMENT PROGRAM
PRIMARY STATE HIGHWAYS AND INTERMODAL



HIGHWAYS

MPO Project Num: **DT4163811**
 LRTP Ref.: C-9
 County: DIST/ST-WIDE
 Roadway ID:
 Lanes Exist: 0
 Lanes Improved: 0
 Lanes Added: 0
 Project Length: .000
 District: 06

Project Description: **DISTRICTWIDE PLANS REVIEW & SUPPORT SERVICE CONSULTANT**

Type of Work: **PRELIMINARY ENGINEERING**

SIS or Non-SIS: **No**

Extra Description:

		Proposed Funding (in \$000s)							
PHASE :	Funding Source	<2016	2015 - 2016	2016 - 2017	2017 - 2018	2018 - 2019	2019 - 2020	>2020	All Years
PRELIMINARY ENGINEERING	DS	6,034	360	0	0	0	0	0	6,394
PRELIMINARY ENGINEERING	DIH	41	10	10	10	10	0	0	81
	Total	6,075	370	10	10	10	0	0	6,475

RESPONSIBLE AGENCY: Florida Department of Transportation District 6

Item Segment TOTAL ALL Years ALL Phases: 6,475

Item Number: 416381

Item TOTAL ALL Years ALL Phases All Segments: 6,475

MIAMI-DADE METROPOLITAN PLANNING ORGANIZATION
TRANSPORTATION IMPROVEMENT PROGRAM
PRIMARY STATE HIGHWAYS AND INTERMODAL



HIGHWAYS

MPO Project Num: **DT4164871**
 LRTP Ref.: **C-9**
 County: **DIST/ST-WIDE**
 Roadway ID:
 Lanes Exist: **0**
 Lanes Improved: **0**
 Lanes Added: **0**
 Project Length: **.000**
 District: **06**

Project Description: **DISTRICTWIDE ETDM CONSULTANT**

Type of Work: **PD&E/EMO STUDY**

SIS or Non-SIS: **No**

Extra Description:

		Proposed Funding (in \$000s)							
PHASE :	Funding Source	<2016	2015 - 2016	2016 - 2017	2017 - 2018	2018 - 2019	2019 - 2020	>2020	All Years
P D & E	DS	2,665	150	150	250	200	200	0	3,615
P D & E	DIH	158	10	10	10	10	10	0	208
	Total	2,823	160	160	260	210	210	0	3,823

RESPONSIBLE AGENCY: Florida Department of Transportation District 6

Item Segment TOTAL ALL Years ALL Phases: 3,823

Item Number: 416487

Item TOTAL ALL Years ALL Phases All Segments: 3,823

MIAMI-DADE METROPOLITAN PLANNING ORGANIZATION
TRANSPORTATION IMPROVEMENT PROGRAM
PRIMARY STATE HIGHWAYS AND INTERMODAL



HIGHWAYS

MPO Project Num: **DT4166601**
LRTP Ref.: **NA**
County: **MIAMI-DADE**
Roadway ID:
Lanes Exist:
Lanes Improved:
Lanes Added:
Project Length: **.000**
District: **06**

Project Description: **LUDLAM TRAIL**

Type of Work: **BIKE PATH/TRAIL**

SIS or Non-SIS: **No**

Extra Description:

PHASE :	Funding Source	Proposed Funding (in \$000s)							
		<2016	2015 - 2016	2016 - 2017	2017 - 2018	2018 - 2019	2019 - 2020	>2020	All Years
P D & E		492	0	0	0	0	0	0	492
	Total	492	0	0	0	0	0	0	492
PRELIMINARY ENGINEERING		547	0	0	0	0	0	0	547
	Total	547	0	0	0	0	0	0	547

RESPONSIBLE AGENCY: Florida Department of Transportation District 6

Item Segment TOTAL ALL Years ALL Phases: **1,040**

Item Number: 416660

Item TOTAL ALL Years ALL Phases All Segments: **4,440**

MIAMI-DADE METROPOLITAN PLANNING ORGANIZATION
TRANSPORTATION IMPROVEMENT PROGRAM
PRIMARY STATE HIGHWAYS AND INTERMODAL



HIGHWAYS

MPO Project Num: **DT4170261**
LRTP Ref.: C-9
County: DIST/ST-WIDE
Roadway ID:
Lanes Exist: 0
Lanes Improved: 0
Lanes Added: 0
Project Length: .000
District: 06

Project Description: **DISTRICTWIDE R/W ADVANCED ACQ.
SUPPORT**

Type of Work: **RIGHT OF WAY ACTIVITIES**

SIS or Non-SIS: **No**

Extra Description:

		Proposed Funding (in \$000s)							
PHASE :	Funding Source	<2016	2015 - 2016	2016 - 2017	2017 - 2018	2018 - 2019	2019 - 2020	>2020	All Years
RIGHT OF WAY	DS	49	0	0	0	0	0	0	49
RIGHT OF WAY	BNCA	137	0	0	0	0	0	0	137
RIGHT OF WAY	DIH	74	10	10	10	10	10	0	124
	Total	260	10	10	10	10	10	0	310

RESPONSIBLE AGENCY: Florida Department of Transportation District 6

Item Segment TOTAL ALL Years ALL Phases: 310

Item Number: 417026

Item TOTAL ALL Years ALL Phases All Segments: 310

MIAMI-DADE METROPOLITAN PLANNING ORGANIZATION
TRANSPORTATION IMPROVEMENT PROGRAM
PRIMARY STATE HIGHWAYS AND INTERMODAL



HIGHWAYS

MPO Project Num: **DT4177402**
LRTP Ref.: **NA**
County: **MIAMI-DADE**
Roadway ID: **87270000**
Lanes Exist: **0**
Lanes Improved: **0**
Lanes Added: **0**
Project Length: **17.260**
District: **06**

Project Description: **ITS EQUIPMENT REPLACEMENT -
CONSULTANTS /GRANTS**

Type of Work: **ITS COMMUNICATION SYSTEM**

SIS or Non-SIS: **Yes**

Extra Description:

PHASE :	Funding Source	Proposed Funding (in \$000s)							
		<2016	2015 - 2016	2016 - 2017	2017 - 2018	2018 - 2019	2019 - 2020	>2020	All Years
CAPITAL		2,149	0	0	0	0	0	0	2,149
CAPITAL		199	0	0	0	0	0	0	199
	Total	2,348	0	0	0	0	0	0	2,348
DESIGN BUILD		273	0	0	0	0	0	0	273
	Total	273	0	0	0	0	0	0	273

RESPONSIBLE AGENCY: Florida Department of Transportation District 6

Item Segment TOTAL ALL Years ALL Phases: **2,621**

Item Number: 417740

Item TOTAL ALL Years ALL Phases All Segments: **19,545**

MIAMI-DADE METROPOLITAN PLANNING ORGANIZATION
TRANSPORTATION IMPROVEMENT PROGRAM
PRIMARY STATE HIGHWAYS AND INTERMODAL



HIGHWAYS

MPO Project Num: **DT4177403**
LRTP Ref.: **NA**
County: **DIST/ST-WIDE**
Roadway ID:
Lanes Exist: **0**
Lanes Improved: **0**
Lanes Added: **0**
Project Length: **.000**
District: **06**

Project Description: **ITS OPERATIONS
HARDWARE/SOFTWARE AND
REPLACEMENT EQUIPMENT**

Type of Work: **TRAFFIC MANAGEMENT CENTERS** SIS or Non-SIS: **Yes**

Extra Description:

PHASE :	Funding Source	Proposed Funding (in \$000s)							
		<2016	2015 - 2016	2016 - 2017	2017 - 2018	2018 - 2019	2019 - 2020	>2020	All Years
CAPITAL		415	0	0	0	0	0	0	415
CAPITAL		812	0	0	0	0	0	0	812
Total		1,227	0	0	0	0	0	0	1,227

RESPONSIBLE AGENCY: **Florida Department of Transportation District 6**

Item Segment **TOTAL ALL Years ALL Phases:** **1,227**

Item Number: **417740**

Item **TOTAL ALL Years ALL Phases All Segments:** **19,545**

MIAMI-DADE METROPOLITAN PLANNING ORGANIZATION
TRANSPORTATION IMPROVEMENT PROGRAM
PRIMARY STATE HIGHWAYS AND INTERMODAL



HIGHWAYS

MPO Project Num: **DT4177404**
LRTP Ref.: **NA**
County: **DIST/ST-WIDE**
Roadway ID:
Lanes Exist: **0**
Lanes Improved: **0**
Lanes Added: **0**
Project Length: **.000**
District: **06**

Project Description: **DISTRICTWIDE ITS EQUIPMENT
REPLACEMENT**

Type of Work: **OTHER ITS**

SIS or Non-SIS: **Yes**

Extra Description:

PHASE :	Funding Source	Proposed Funding (in \$000s)							
		<2016	2015 - 2016	2016 - 2017	2017 - 2018	2018 - 2019	2019 - 2020	>2020	All Years
CAPITAL		10	0	0	0	0	0	0	10
CAPITAL		1,478	0	0	0	0	0	0	1,478
	Total	1,489	0	0	0	0	0	0	1,489
DESIGN BUILD		9	0	0	0	0	0	0	9
DESIGN BUILD		424	0	0	0	0	0	0	424
	Total	433	0	0	0	0	0	0	433

RESPONSIBLE AGENCY: **Florida Department of Transportation District 6**

Item Segment **TOTAL ALL Years ALL Phases:** **1,922**

Item Number: **417740**

Item **TOTAL ALL Years ALL Phases All Segments:** **19,545**

MIAMI-DADE METROPOLITAN PLANNING ORGANIZATION
TRANSPORTATION IMPROVEMENT PROGRAM
PRIMARY STATE HIGHWAYS AND INTERMODAL



HIGHWAYS

MPO Project Num: **DT4177405**
 LRTP Ref.: **NA**
 County: **MIAMI-DADE**
 Roadway ID:
 Lanes Exist: **0**
 Lanes Improved: **0**
 Lanes Added: **0**
 Project Length: **.000**
 District: **06**

Project Description: **ITS EQUIPMENT REPLACEMENT -
CONSULTANTS /GRANTS**

Type of Work: **ITS COMMUNICATION SYSTEM**

SIS or Non-SIS: **Yes**

Extra Description:

PHASE :	Funding Source	Proposed Funding (in \$000s)							
		<2016	2015 - 2016	2016 - 2017	2017 - 2018	2018 - 2019	2019 - 2020	>2020	All Years
CAPITAL		748	0	0	0	0	0	0	748
	Total	748	0	0	0	0	0	0	748
CONSTRUCTION		79	0	0	0	0	0	0	79
	Total	79	0	0	0	0	0	0	79

RESPONSIBLE AGENCY: Florida Department of Transportation District 6

Item Segment TOTAL ALL Years ALL Phases: **826**

Item Number: 417740

Item TOTAL ALL Years ALL Phases All Segments: **19,545**

MIAMI-DADE METROPOLITAN PLANNING ORGANIZATION
TRANSPORTATION IMPROVEMENT PROGRAM
PRIMARY STATE HIGHWAYS AND INTERMODAL



HIGHWAYS

MPO Project Num: **DT4177406**
LRTP Ref.: NA
County: MIAMI-DADE
Roadway ID:
Lanes Exist: 0
Lanes Improved: 0
Lanes Added: 0
Project Length: .000
District: 06

Project Description: **ITS EQUIPMENT REPLACEMENT -
CONSULTANTS /GRANTS**

Type of Work: **ITS COMMUNICATION SYSTEM**

SIS or Non-SIS: **Yes**

Extra Description:

PHASE :	Funding Source	Proposed Funding (in \$000s)							
		<2016	2015 - 2016	2016 - 2017	2017 - 2018	2018 - 2019	2019 - 2020	>2020	All Years
CAPITAL		971	0	0	0	0	0	0	971
CAPITAL		13	0	0	0	0	0	0	13
	Total	984	0	0	0	0	0	0	984
DESIGN BUILD		114	0	0	0	0	0	0	114
	Total	114	0	0	0	0	0	0	114
PRELIMINARY ENGINEERING		6	0	0	0	0	0	0	6
	Total	6	0	0	0	0	0	0	6

RESPONSIBLE AGENCY: Florida Department of Transportation District 6

Item Segment TOTAL ALL Years ALL Phases: 1,103

Item Number: 417740

Item TOTAL ALL Years ALL Phases All Segments: 19,545

MIAMI-DADE METROPOLITAN PLANNING ORGANIZATION
TRANSPORTATION IMPROVEMENT PROGRAM
PRIMARY STATE HIGHWAYS AND INTERMODAL



HIGHWAYS

MPO Project Num: **DT4177407**
LRTP Ref.: **NA**
County: **MIAMI-DADE**
Roadway ID:
Lanes Exist: **0**
Lanes Improved: **0**
Lanes Added: **0**
Project Length: **.000**
District: **06**

Project Description: **ITS EQUIPMENT REPLACEMENT -
CONSULTANTS /GRANTS**

Type of Work: **ITS COMMUNICATION SYSTEM**

SIS or Non-SIS: **Yes**

Extra Description:

PHASE :	Funding Source	Proposed Funding (in \$000s)							
		<2016	2015 - 2016	2016 - 2017	2017 - 2018	2018 - 2019	2019 - 2020	>2020	All Years
CAPITAL		50	0	0	0	0	0	0	50
CAPITAL		453	0	0	0	0	0	0	453
	Total	503	0	0	0	0	0	0	503
DESIGN BUILD		4	0	0	0	0	0	0	4
DESIGN BUILD		130	0	0	0	0	0	0	130
	Total	134	0	0	0	0	0	0	134
PRELIMINARY ENGINEERING		7	0	0	0	0	0	0	7
	Total	7	0	0	0	0	0	0	7

RESPONSIBLE AGENCY: Florida Department of Transportation District 6

Item Segment TOTAL ALL Years ALL Phases: **643**

Item Number: 417740

Item TOTAL ALL Years ALL Phases All Segments: **19,545**

MIAMI-DADE METROPOLITAN PLANNING ORGANIZATION
TRANSPORTATION IMPROVEMENT PROGRAM
PRIMARY STATE HIGHWAYS AND INTERMODAL



HIGHWAYS

MPO Project Num: **DT4177408**
 LRTP Ref.: C-9
 County: MIAMI-DADE
 Roadway ID:
 Lanes Exist: 0
 Lanes Improved: 0
 Lanes Added: 0
 Project Length: .000
 District: 06

Project Description: **ITS EQUIPMENT REPLACEMENT -
CONSULTANTS /GRANTS**

Type of Work: **ITS COMMUNICATION SYSTEM**

SIS or Non-SIS: **Yes**

Extra Description:

		Proposed Funding (in \$000s)							
PHASE :	Funding Source	<2016	2015 - 2016	2016 - 2017	2017 - 2018	2018 - 2019	2019 - 2020	>2020	All Years
CAPITAL	ACNP	591	0	0	0	0	0	0	591
CAPITAL	DITS	31	0	0	0	0	0	0	31
	Total	622	0	0	0	0	0	0	622
PRELIMINARY ENGINEERING	DIH	3	3	0	0	0	0	0	6
	Total	3	3	0	0	0	0	0	6

RESPONSIBLE AGENCY: Florida Department of Transportation District 6

Item Segment TOTAL ALL Years ALL Phases: 628

Item Number: 417740

Item TOTAL ALL Years ALL Phases All Segments: 19,545

MIAMI-DADE METROPOLITAN PLANNING ORGANIZATION
TRANSPORTATION IMPROVEMENT PROGRAM
PRIMARY STATE HIGHWAYS AND INTERMODAL



HIGHWAYS

MPO Project Num: **DT4177409**
LRTP Ref.: **C-9**
County: **MIAMI-DADE**
Roadway ID:
Lanes Exist: **0**
Lanes Improved: **0**
Lanes Added: **0**
Project Length: **.000**
District: **06**

Project Description: **ITS EQUIPMENT REPLACEMENT -
CONSULTANTS /GRANTS**

Type of Work: **ITS COMMUNICATION SYSTEM**

SIS or Non-SIS: **Yes**

Extra Description:

		Proposed Funding (in \$000s)							
PHASE :	Funding Source	<2016	2015 - 2016	2016 - 2017	2017 - 2018	2018 - 2019	2019 - 2020	>2020	All Years
CAPITAL	DITS	0	674	0	0	0	0	0	674
	Total	0	674	0	0	0	0	0	674
PRELIMINARY ENGINEERING	DIH	0	3	3	0	0	0	0	6
	Total	0	3	3	0	0	0	0	6

RESPONSIBLE AGENCY: Florida Department of Transportation District 6

Item Segment TOTAL ALL Years ALL Phases: **680**

Item Number: 417740

Item TOTAL ALL Years ALL Phases All Segments: **19,545**

MIAMI-DADE METROPOLITAN PLANNING ORGANIZATION
TRANSPORTATION IMPROVEMENT PROGRAM
PRIMARY STATE HIGHWAYS AND INTERMODAL



HIGHWAYS

MPO Project Num: **DT4180641**
 LRTP Ref.: C-9
 County: DIST/ST-WIDE
 Roadway ID:
 Lanes Exist: 0
 Lanes Improved: 0
 Lanes Added: 0
 Project Length: .000
 District: 06

Project Description: **DISTRICTWIDE (ADA) COMPLIANCE
CONSULTANT**

Type of Work: **SIDEWALK**

SIS or Non-SIS: **No**

Extra Description:

		Proposed Funding (in \$000s)							
PHASE :	Funding Source	<2016	2015 - 2016	2016 - 2017	2017 - 2018	2018 - 2019	2019 - 2020	>2020	All Years
PRELIMINARY ENGINEERING	DS	3,001	300	300	300	300	300	0	4,501
	Total	3,001	300	300	300	300	300	0	4,501

RESPONSIBLE AGENCY: Florida Department of Transportation District 6

Item Segment TOTAL ALL Years ALL Phases: 4,501

Item Number: 418064

Item TOTAL ALL Years ALL Phases All Segments: 4,501

MIAMI-DADE METROPOLITAN PLANNING ORGANIZATION
TRANSPORTATION IMPROVEMENT PROGRAM
PRIMARY STATE HIGHWAYS AND INTERMODAL



HIGHWAYS

MPO Project Num: **DT4180911**
LRTP Ref.: C-9
County: MIAMI-DADE
Roadway ID: 87053003
Lanes Exist: 3
Lanes Improved: 3
Lanes Added: 0
Project Length: 1.354
District: 06

Project Description: **SR 968/W. FLAGLER ST FROM W OF SR 9/27 AVE TO W 14 AVENUE**

Type of Work: **FLEXIBLE PAVEMENT RECONSTRUCT.** SIS or Non-SIS: **No**

Extra Description:

PHASE :	Funding Source	Proposed Funding (in \$000s)							
		<2016	2015 - 2016	2016 - 2017	2017 - 2018	2018 - 2019	2019 - 2020	>2020	All Years
CONTRACT INCENTIVES	SA	0	0	0	400	0	0	0	400
	Total	0	0	0	400	0	0	0	400
PRELIMINARY ENGINEERING	DS	1,296	0	0	0	0	0	0	1,296
PRELIMINARY ENGINEERING	DDR	749	0	0	0	0	0	0	749
PRELIMINARY ENGINEERING	LF	120	0	0	0	0	0	0	120
PRELIMINARY ENGINEERING	DIH	121	0	0	0	0	0	0	121
	Total	2,286	0	0	0	0	0	0	2,286
RAILROAD & UTILITIES	LF	0	2,000	0	0	0	0	0	2,000
	Total	0	2,000	0	0	0	0	0	2,000
RIGHT OF WAY	DIH	111	0	0	0	0	0	0	111
RIGHT OF WAY	DDR	245	100	0	0	0	0	0	345
RIGHT OF WAY	DS	508	0	0	0	0	0	0	508
	Total	864	100	0	0	0	0	0	964
CONSTRUCTION	DS	0	77	0	0	0	0	0	77

MIAMI-DADE METROPOLITAN PLANNING ORGANIZATION
TRANSPORTATION IMPROVEMENT PROGRAM
PRIMARY STATE HIGHWAYS AND INTERMODAL



HIGHWAYS

MPO Project Num: **DT4180911**
LRTP Ref.: **C-9**
County: **MIAMI-DADE**
Roadway ID: **87053003**
Lanes Exist: **3**
Lanes Improved: **3**
Lanes Added: **0**
Project Length: **1.354**
District: **06**

Project Description: **SR 968/W. FLAGLER ST FROM W OF SR 9/27 AVE TO W 14 AVENUE**

Type of Work: **FLEXIBLE PAVEMENT RECONSTRUCT.** SIS or Non-SIS: **No**

Extra Description:

		Proposed Funding (in \$000s)							
PHASE :	Funding Source	<2016	2015 - 2016	2016 - 2017	2017 - 2018	2018 - 2019	2019 - 2020	>2020	All Years
CONSTRUCTION	SA	0	8,853	0	0	0	0	0	8,853
CONSTRUCTION	DDR	0	154	0	0	0	0	0	154
	Total	0	9,084	0	0	0	0	0	9,084

RESPONSIBLE AGENCY: Florida Department of Transportation District 6

Item Segment TOTAL ALL Years ALL Phases: 14,733

Item Number: 418091

Item TOTAL ALL Years ALL Phases All Segments: 14,733

MIAMI-DADE METROPOLITAN PLANNING ORGANIZATION
TRANSPORTATION IMPROVEMENT PROGRAM
PRIMARY STATE HIGHWAYS AND INTERMODAL



HIGHWAYS

MPO Project Num: **DT4183122**
LRTP Ref.: C-9
County: MIAMI-DADE
Roadway ID: 87053001
Lanes Exist: 3
Lanes Improved: 3
Lanes Added: 0
Project Length: 1.163
District: 06

Project Description: **SR 968/SW 1ST STREET**

FROM SW 17TH AVENUE

TO E. OF SW 6TH AVENUE

Type of Work: **FLEXIBLE PAVEMENT RECONSTRUCT.**

SIS or Non-SIS: **No**

Extra Description:

PHASE :	Funding Source	Proposed Funding (in \$000s)							
		<2016	2015 - 2016	2016 - 2017	2017 - 2018	2018 - 2019	2019 - 2020	>2020	All Years
CONTRACT INCENTIVES	DS	0	0	0	400	0	0	0	400
	Total	0	0	0	400	0	0	0	400
PRELIMINARY ENGINEERING	DS	164	0	0	0	0	0	0	164
PRELIMINARY ENGINEERING	DDR	25	0	0	0	0	0	0	25
PRELIMINARY ENGINEERING	DS	21	0	0	0	0	0	0	21
PRELIMINARY ENGINEERING	EB	377	0	0	0	0	0	0	377
PRELIMINARY ENGINEERING	DIH	96	0	0	0	0	0	0	96
PRELIMINARY ENGINEERING	SU	690	0	0	0	0	0	0	690
	Total	1,374	0	0	0	0	0	0	1,374
RAILROAD & UTILITIES	LF	0	0	2,000	0	0	0	0	2,000
	Total	0	0	2,000	0	0	0	0	2,000
RIGHT OF WAY	DS	70	62	0	0	0	0	0	132
RIGHT OF WAY	DIH	57	0	0	0	0	0	0	57
RIGHT OF WAY	DDR	3	0	0	0	0	0	0	3

MIAMI-DADE METROPOLITAN PLANNING ORGANIZATION
TRANSPORTATION IMPROVEMENT PROGRAM
PRIMARY STATE HIGHWAYS AND INTERMODAL



HIGHWAYS

MPO Project Num: **DT4183122**
 LRTP Ref.: C-9
 County: MIAMI-DADE
 Roadway ID: 87053001
 Lanes Exist: 3
 Lanes Improved: 3
 Lanes Added: 0
 Project Length: 1.163
 District: 06

Project Description: **SR 968/SW 1ST STREET FROM SW 17TH AVENUE TO E. OF SW 6TH AVENUE**

Type of Work: **FLEXIBLE PAVEMENT RECONSTRUCT.** SIS or Non-SIS: **No**

Extra Description:

		Proposed Funding (in \$000s)							
PHASE :	Funding Source	<2016	2015 - 2016	2016 - 2017	2017 - 2018	2018 - 2019	2019 - 2020	>2020	All Years
	Total	131	62	0	0	0	0	0	193
CONSTRUCTION	DDR	0	0	9,308	0	0	0	0	9,308
CONSTRUCTION	DDR	0	0	79	0	0	0	0	79
CONSTRUCTION	DIH	0	0	73	0	0	0	0	73
CONSTRUCTION	DS	4	0	0	0	0	0	0	4
	Total	4	0	9,460	0	0	0	0	9,464

RESPONSIBLE AGENCY: Florida Department of Transportation District 6

Item Segment TOTAL ALL Years ALL Phases: 13,430

Item Number: 418312

Item TOTAL ALL Years ALL Phases All Segments: 13,430

MIAMI-DADE METROPOLITAN PLANNING ORGANIZATION
TRANSPORTATION IMPROVEMENT PROGRAM
PRIMARY STATE HIGHWAYS AND INTERMODAL



HIGHWAYS

MPO Project Num: **DT4184231**
 LRTP Ref.: **NA**
 County: **MIAMI-DADE**
 Roadway ID: **87260000**
 Lanes Exist: **6**
 Lanes Improved: **6**
 Lanes Added: **0**
 Project Length: **9.591**
 District: **06**

Project Description: **SR 826/PALMETTO EXPY**

FROM SR 93/I-75

**TO GOLDEN GLADES
INTRCHNG**

Type of Work: **PD&E/EMO STUDY**

SIS or Non-SIS: **Yes**

Extra Description:

		Proposed Funding (in \$000s)							
PHASE :	Funding Source	<2016	2015 - 2016	2016 - 2017	2017 - 2018	2018 - 2019	2019 - 2020	>2020	All Years
P D & E		451	0	0	0	0	0	0	451
P D & E		1,314	0	0	0	0	0	0	1,314
P D & E		5,159	0	0	0	0	0	0	5,159
Total		6,924	0	0	0	0	0	0	6,924

RESPONSIBLE AGENCY: Florida Department of Transportation District 6

Item Segment TOTAL ALL Years ALL Phases: **6,924**

Item Number: **418423**

Item TOTAL ALL Years ALL Phases All Segments: **44,242**

MIAMI-DADE METROPOLITAN PLANNING ORGANIZATION
TRANSPORTATION IMPROVEMENT PROGRAM
PRIMARY STATE HIGHWAYS AND INTERMODAL



HIGHWAYS

MPO Project Num: **DT4184232**
LRTP Ref.: **NA**
County: **MIAMI-DADE**
Roadway ID: **87260000**
Lanes Exist: **3**
Lanes Improved: **3**
Lanes Added: **1**
Project Length: **1.652**
District: **06**

Project Description: **SR 826/PALMETTO EXPY**

FROM NW 67 AVENUE

TO NW 47 AVENUE

Type of Work: **ADD AUXILIARY LANE(S)**

SIS or Non-SIS: **Yes**

Extra Description:

PHASE :	Funding Source	Proposed Funding (in \$000s)							
		<2016	2015 - 2016	2016 - 2017	2017 - 2018	2018 - 2019	2019 - 2020	>2020	All Years
PRELIMINARY ENGINEERING		370	0	0	0	0	0	0	370
	Total	370	0	0	0	0	0	0	370
RAILROAD & UTILITIES		1	0	0	0	0	0	0	1
	Total	1	0	0	0	0	0	0	1
CONSTRUCTION		2,200	0	0	0	0	0	0	2,200
CONSTRUCTION		218	0	0	0	0	0	0	218
CONSTRUCTION		39	0	0	0	0	0	0	39
	Total	2,457	0	0	0	0	0	0	2,457

RESPONSIBLE AGENCY: Florida Department of Transportation District 6

Item Segment TOTAL ALL Years ALL Phases: **2,827**

Item Number: 418423

Item TOTAL ALL Years ALL Phases All Segments: **44,242**

MIAMI-DADE METROPOLITAN PLANNING ORGANIZATION
TRANSPORTATION IMPROVEMENT PROGRAM
PRIMARY STATE HIGHWAYS AND INTERMODAL



HIGHWAYS

MPO Project Num: **DT4184233**
LRTP Ref.: NA
County: MIAMI-DADE
Roadway ID: 87260000
Lanes Exist: 5
Lanes Improved: 5
Lanes Added: 1
Project Length: 7.316
District: 06

Project Description: **SR 826/PALMETTO EXPY**

FROM SR 836

TO SR 93/I-75

Type of Work: **PD&E/EMO STUDY**

SIS or Non-SIS: **Yes**

Extra Description:

PHASE :	Funding Source	Proposed Funding (in \$000s)							
		<2016	2015 - 2016	2016 - 2017	2017 - 2018	2018 - 2019	2019 - 2020	>2020	All Years
P D & E		1,066	0	0	0	0	0	0	1,066
	Total	1,066	0	0	0	0	0	0	1,066
PRELIMINARY ENGINEERING		5,330	0	0	0	0	0	0	5,330
	Total	5,330	0	0	0	0	0	0	5,330
RAILROAD & UTILITIES		50	0	0	0	0	0	0	50
	Total	50	0	0	0	0	0	0	50
RIGHT OF WAY		1	0	0	0	0	0	0	1
	Total	1	0	0	0	0	0	0	1

RESPONSIBLE AGENCY: Florida Department of Transportation District 6

Item Segment TOTAL ALL Years ALL Phases: 6,446

Item Number: 418423

Item TOTAL ALL Years ALL Phases All Segments: 44,242

MIAMI-DADE METROPOLITAN PLANNING ORGANIZATION
TRANSPORTATION IMPROVEMENT PROGRAM
PRIMARY STATE HIGHWAYS AND INTERMODAL



HIGHWAYS

MPO Project Num: **DT4184235**
LRTP Ref.: 6-24
County: MIAMI-DADE
Roadway ID: 87260000
Lanes Exist: 8
Lanes Improved: 8
Lanes Added: 4
Project Length: 7.143
District: 06

Project Description: **SR 826/PALMETTO EXPY**

FROM NW 154 STREET

TO NW 17 AVENUE

Type of Work: **ADD SPECIAL USE LANE**

SIS or Non-SIS: **Yes**

Extra Description:

		Proposed Funding (in \$000s)							
PHASE :	Funding Source	<2016	2015 - 2016	2016 - 2017	2017 - 2018	2018 - 2019	2019 - 2020	>2020	All Years
RAILROAD & UTILITIES	DI	1,000	0	5,025	9,850	9,563	0	0	25,438
	Total	1,000	0	5,025	9,850	9,563	0	0	25,438
RIGHT OF WAY	DS	0	0	19	0	0	0	0	19
RIGHT OF WAY	DI	0	0	150	100	67	0	0	317
RIGHT OF WAY	DIH	0	0	90	50	51	0	0	191
	Total	0	0	259	150	118	0	0	527

RESPONSIBLE AGENCY: Florida Department of Transportation District 6

Item Segment TOTAL ALL Years ALL Phases: 25,965

Item Number: 418423

Item TOTAL ALL Years ALL Phases All Segments: 44,242

MIAMI-DADE METROPOLITAN PLANNING ORGANIZATION
TRANSPORTATION IMPROVEMENT PROGRAM
PRIMARY STATE HIGHWAYS AND INTERMODAL



HIGHWAYS

MPO Project Num: **DT4184236**
 LRTP Ref.: NA
 County: MIAMI-DADE
 Roadway ID: 87260000
 Lanes Exist: 9
 Lanes Improved: 9
 Lanes Added: 3
 Project Length: 6.517
 District: 06

Project Description: **SR 826/PALMETTO EXPY**

FROM SR 968/W FLAGLER ST TO NW 154 STREET

Type of Work: **PD&E/EMO STUDY**

SIS or Non-SIS: **Yes**

Extra Description:

		Proposed Funding (in \$000s)							
PHASE :	Funding Source	<2016	2015 - 2016	2016 - 2017	2017 - 2018	2018 - 2019	2019 - 2020	>2020	All Years
P D & E		0	0	0	0	0	0	2,080	2,080
	Total	0	0	0	0	0	0	2,080	2,080

RESPONSIBLE AGENCY: Florida Department of Transportation District 6

Item Segment TOTAL ALL Years ALL Phases: 2,080

Item Number: 418423

Item TOTAL ALL Years ALL Phases All Segments: 44,242

MIAMI-DADE METROPOLITAN PLANNING ORGANIZATION
TRANSPORTATION IMPROVEMENT PROGRAM
PRIMARY STATE HIGHWAYS AND INTERMODAL



HIGHWAYS

MPO Project Num: **DT4188281**
LRTP Ref.: NA
County: DIST/ST-WIDE
Roadway ID: 87080000
Lanes Exist: 0
Lanes Improved: 0
Lanes Added: 0
Project Length: 2.925
District: 06

Project Description: **D/W MOVABLE BR. A.M. ASSET
MANAGEMENT**

Type of Work: **BRIDGE-ROUTINE MAINTENANCE**

SIS or Non-SIS: **No**

Extra Description:

		Proposed Funding (in \$000s)							
PHASE :	Funding Source	<2016	2015 - 2016	2016 - 2017	2017 - 2018	2018 - 2019	2019 - 2020	>2020	All Years
CONSTRUCTION	BRRP	199	0	0	0	0	0	0	199
CONSTRUCTION	DIH	12	0	0	0	0	0	0	12
CONSTRUCTION	DS	295	0	0	0	0	0	0	295
	Total	506	0	0	0	0	0	0	506

RESPONSIBLE AGENCY: Florida Department of Transportation District 6

Item Segment TOTAL ALL Years ALL Phases: 506

Item Number: 418828

Item TOTAL ALL Years ALL Phases All Segments: 506

MIAMI-DADE METROPOLITAN PLANNING ORGANIZATION
TRANSPORTATION IMPROVEMENT PROGRAM
PRIMARY STATE HIGHWAYS AND INTERMODAL



HIGHWAYS

MPO Project Num: **DT4209101**
LRTP Ref.: 6-12
County: MIAMI-DADE
Roadway ID: 87000148
Lanes Exist: 2
Lanes Improved: 0
Lanes Added: 2
Project Length: .105
District: 06

Project Description: **WEST AVE CONNECTOR BRDG**

FROM N. OF LINCOLN RD

TO SOUTH OF 18 STREET

Type of Work: **NEW BRIDGE CONSTRUCTION**

SIS or Non-SIS: **No**

Extra Description:

		Proposed Funding (in \$000s)							
PHASE :	Funding Source	<2016	2015 - 2016	2016 - 2017	2017 - 2018	2018 - 2019	2019 - 2020	>2020	All Years
P D & E	HPP	720	0	0	0	0	0	0	720
	Total	720	0	0	0	0	0	0	720
PRELIMINARY ENGINEERING	SA	5	0	0	0	0	0	0	5
PRELIMINARY ENGINEERING	HPP	561	0	0	0	0	0	0	561
PRELIMINARY ENGINEERING	SA	0	0	0	0	0	0	0	0
	Total	566	0	0	0	0	0	0	566
RIGHT OF WAY	LF	0	1,635	0	0	0	0	0	1,635
	Total	0	1,635	0	0	0	0	0	1,635
CONSTRUCTION	LF	0	0	0	2,552	0	0	0	2,552
	Total	0	0	0	2,552	0	0	0	2,552

RESPONSIBLE AGENCY: Florida Department of Transportation District 6

Item Segment TOTAL ALL Years ALL Phases: 5,473

Item Number: 420910

Item TOTAL ALL Years ALL Phases All Segments: 5,473

MIAMI-DADE METROPOLITAN PLANNING ORGANIZATION
TRANSPORTATION IMPROVEMENT PROGRAM
PRIMARY STATE HIGHWAYS AND INTERMODAL



HIGHWAYS

MPO Project Num: **DT4209141**
 LRTP Ref.: **NA**
 County: **MIAMI-DADE**
 Roadway ID:
 Lanes Exist: **0**
 Lanes Improved: **0**
 Lanes Added: **0**
 Project Length: **.000**
 District: **06**

Project Description: **CITY OF MIAMI GARDNS SCHOOL
SAFETY ENHANCEMENT PROGRAM**

Type of Work: **PEDESTRIAN SAFETY IMPROVEMENT** SIS or Non-SIS: **No**

Extra Description:

		Proposed Funding (in \$000s)							
PHASE :	Funding Source	<2016	2015 - 2016	2016 - 2017	2017 - 2018	2018 - 2019	2019 - 2020	>2020	All Years
PRELIMINARY ENGINEERING		95	0	0	0	0	0	0	95
	Total	95	0	0	0	0	0	0	95
CONSTRUCTION		0	0	0	0	0	0	0	0
CONSTRUCTION		889	0	0	0	0	0	0	889
	Total	889	0	0	0	0	0	0	889

RESPONSIBLE AGENCY: Florida Department of Transportation District 6

Item Segment TOTAL ALL Years ALL Phases: **984**

Item Number: 420914

Item TOTAL ALL Years ALL Phases All Segments: **2,431**

MIAMI-DADE METROPOLITAN PLANNING ORGANIZATION
TRANSPORTATION IMPROVEMENT PROGRAM
PRIMARY STATE HIGHWAYS AND INTERMODAL



HIGHWAYS

MPO Project Num: **DT4209142**
LRTP Ref.: **NA**
County: **MIAMI-DADE**
Roadway ID:
Lanes Exist: **0**
Lanes Improved: **0**
Lanes Added: **0**
Project Length: **.000**
District: **06**

Project Description: **CITY OF MIAMI GARDNS PEDESTRIAN
SAFETY & TRAIL ENHANCEMENT**

Type of Work: **PEDESTRIAN SAFETY IMPROVEMENT** SIS or Non-SIS: **No**

Extra Description:

PHASE :	Funding Source	Proposed Funding (in \$000s)							
		<2016	2015 - 2016	2016 - 2017	2017 - 2018	2018 - 2019	2019 - 2020	>2020	All Years
PRELIMINARY ENGINEERING		135	0	0	0	0	0	0	135
PRELIMINARY ENGINEERING		5	0	0	0	0	0	0	5
	Total	140	0	0	0	0	0	0	140
CONSTRUCTION		594	0	0	0	0	0	0	594
	Total	594	0	0	0	0	0	0	594

RESPONSIBLE AGENCY: Florida Department of Transportation District 6

Item Segment TOTAL ALL Years ALL Phases: **734**

Item Number: 420914

Item TOTAL ALL Years ALL Phases All Segments: **2,431**

MIAMI-DADE METROPOLITAN PLANNING ORGANIZATION
TRANSPORTATION IMPROVEMENT PROGRAM
PRIMARY STATE HIGHWAYS AND INTERMODAL



HIGHWAYS

MPO Project Num: **DT4209171**
LRTP Ref.: **NA**
County: **MIAMI-DADE**
Roadway ID:
Lanes Exist: **0**
Lanes Improved: **0**
Lanes Added: **0**
Project Length: **.000**
District: **06**

Project Description: **OVERTOWN GREENWAY BETWEEN NW
3RD AVE AND NW 7TH AVENUE**

Type of Work: **BIKE PATH/TRAIL**

SIS or Non-SIS: **No**

Extra Description:

PHASE :	Funding Source	Proposed Funding (in \$000s)							
		<2016	2015 - 2016	2016 - 2017	2017 - 2018	2018 - 2019	2019 - 2020	>2020	All Years
CONSTRUCTION		1,080	0	0	0	0	0	0	1,080
CONSTRUCTION		1,057	0	0	0	0	0	0	1,057
CONSTRUCTION		5	0	0	0	0	0	0	5
	Total	2,142	0	0	0	0	0	0	2,142

RESPONSIBLE AGENCY: **City of Miami**

Item Segment TOTAL ALL Years ALL Phases: **2,142**

Item Number: **420917**

Item TOTAL ALL Years ALL Phases All Segments: **3,095**

MIAMI-DADE METROPOLITAN PLANNING ORGANIZATION
TRANSPORTATION IMPROVEMENT PROGRAM
PRIMARY STATE HIGHWAYS AND INTERMODAL



HIGHWAYS

MPO Project Num: **DT4209172**
LRTP Ref.: 6-56
County: MIAMI-DADE
Roadway ID:
Lanes Exist: 0
Lanes Improved: 0
Lanes Added: 0
Project Length: .000
District: 06

Project Description: **OVERTOWN GREENWAY ALONG NW 11 FROM NW 7 AVE TO E OF NW 12 AVE ST**

Type of Work: **BIKE PATH/TRAIL**

SIS or Non-SIS: **No**

Extra Description:

		Proposed Funding (in \$000s)							
PHASE :	Funding Source	<2016	2015 - 2016	2016 - 2017	2017 - 2018	2018 - 2019	2019 - 2020	>2020	All Years
PRELIMINARY ENGINEERING	LF	0	115	0	0	0	0	0	115
	Total	0	115	0	0	0	0	0	115
CONSTRUCTION	LF	0	0	0	135	0	0	0	135
CONSTRUCTION	SA	0	0	0	2	0	0	0	2
CONSTRUCTION	TALU	0	0	0	701	0	0	0	701
	Total	0	0	0	838	0	0	0	838

RESPONSIBLE AGENCY: Florida Department of Transportation District 6

Item Segment TOTAL ALL Years ALL Phases: 953

Item Number: 420917

Item TOTAL ALL Years ALL Phases All Segments: 3,095

MIAMI-DADE METROPOLITAN PLANNING ORGANIZATION
TRANSPORTATION IMPROVEMENT PROGRAM
PRIMARY STATE HIGHWAYS AND INTERMODAL



HIGHWAYS

MPO Project Num: **DT4213571**
LRTP Ref.: 6-12
County: MIAMI-DADE
Roadway ID: 87000044
Lanes Exist: 2
Lanes Improved: 2
Lanes Added: 1
Project Length: 1.101
District: 06

Project Description: **S.W. 320 STREET**

FROM S.W. 187 AVENUE

TO FLAGLER AVENUE

Type of Work: **ADD TURN LANE(S)**

SIS or Non-SIS: **No**

Extra Description:

		Proposed Funding (in \$000s)							
PHASE :	Funding Source	<2016	2015 - 2016	2016 - 2017	2017 - 2018	2018 - 2019	2019 - 2020	>2020	All Years
RAILROAD & UTILITIES	HPP	0	0	0	5	0	0	0	5
	Total	0	0	0	5	0	0	0	5
CONSTRUCTION	SA	0	0	0	5	0	0	0	5
CONSTRUCTION	HPP	0	0	0	1,795	0	0	0	1,795
	Total	0	0	0	1,800	0	0	0	1,800

RESPONSIBLE AGENCY: Florida Department of Transportation District 6

Item Segment TOTAL ALL Years ALL Phases: 1,805

Item Number: 421357

Item TOTAL ALL Years ALL Phases All Segments: 1,805

MIAMI-DADE METROPOLITAN PLANNING ORGANIZATION
TRANSPORTATION IMPROVEMENT PROGRAM
PRIMARY STATE HIGHWAYS AND INTERMODAL



HIGHWAYS

MPO Project Num: **DT4217072**
LRTP Ref.: 6-10
County: MIAMI-DADE
Roadway ID: 87075000
Lanes Exist: 8
Lanes Improved: 8
Lanes Added: 2
Project Length: 1.349
District: 06

Project Description: **SR 93/I-75 ML SYSTEM**

FROM NW 170 STREET

TO S OF HEFT INTERCHANGE

Type of Work: **ADD SPECIAL USE LANE**

SIS or Non-SIS: **Yes**

Extra Description:

PHASE :	Funding Source	Proposed Funding (in \$000s)							
		<2016	2015 - 2016	2016 - 2017	2017 - 2018	2018 - 2019	2019 - 2020	>2020	All Years
CONTRACT INCENTIVES	DDR	0	0	0	700	0	0	0	700
	Total	0	0	0	700	0	0	0	700
DESIGN BUILD	ACNP	4,388	0	0	0	0	0	0	4,388
DESIGN BUILD	DIH	175	0	0	0	0	0	0	175
DESIGN BUILD	STED	30,970	0	0	0	0	0	0	30,970
DESIGN BUILD	DDR	20	31	32	0	0	0	0	83
DESIGN BUILD	DI	178	0	0	0	0	0	0	178
DESIGN BUILD	DI	10	0	0	0	0	0	0	10
	Total	35,742	31	32	0	0	0	0	35,805
ENVIRONMENTAL	DDR	64	0	0	0	0	0	0	64
	Total	64	0	0	0	0	0	0	64
PRELIMINARY ENGINEERING	DIH	39	0	0	0	0	0	0	39
PRELIMINARY ENGINEERING	DI	67	0	0	0	0	0	0	67
PRELIMINARY ENGINEERING	STED	67	0	0	0	0	0	0	67

MIAMI-DADE METROPOLITAN PLANNING ORGANIZATION
TRANSPORTATION IMPROVEMENT PROGRAM
PRIMARY STATE HIGHWAYS AND INTERMODAL



HIGHWAYS

MPO Project Num: **DT4217072**
LRTP Ref.: 6-10
County: MIAMI-DADE
Roadway ID: 87075000
Lanes Exist: 8
Lanes Improved: 8
Lanes Added: 2
Project Length: 1.349
District: 06

Project Description: **SR 93/I-75 ML SYSTEM**

FROM NW 170 STREET

TO S OF HEFT INTERCHANGE

Type of Work: **ADD SPECIAL USE LANE**

SIS or Non-SIS: **Yes**

Extra Description:

		Proposed Funding (in \$000s)							
PHASE :	Funding Source	<2016	2015 - 2016	2016 - 2017	2017 - 2018	2018 - 2019	2019 - 2020	>2020	All Years
	Total	173	0	0	0	0	0	0	173
RIGHT OF WAY	LF	2,821	0	0	0	0	0	0	2,821
	Total	2,821	0	0	0	0	0	0	2,821

RESPONSIBLE AGENCY: Florida Department of Transportation District 6

Item Segment TOTAL ALL Years ALL Phases: 39,562

Item Number: 421707

Item TOTAL ALL Years ALL Phases All Segments: 203,962

MIAMI-DADE METROPOLITAN PLANNING ORGANIZATION
TRANSPORTATION IMPROVEMENT PROGRAM
PRIMARY STATE HIGHWAYS AND INTERMODAL



HIGHWAYS

MPO Project Num: **DT4217078**
LRTP Ref.: 6-10
County: MIAMI-DADE
Roadway ID: 87075000
Lanes Exist: 8
Lanes Improved: 4
Lanes Added: 2
Project Length: .608
District: 06

Project Description: **SR 93/I-75 ML SYSTEM**

FROM S. OF HEFT INTCH.

TO MIAMI/DADE COUNTYLINE

Type of Work: **ADD SPECIAL USE LANE**

SIS or Non-SIS: **Yes**

Extra Description:

		Proposed Funding (in \$000s)							
PHASE :	Funding Source	<2016	2015 - 2016	2016 - 2017	2017 - 2018	2018 - 2019	2019 - 2020	>2020	All Years
CONTRACT INCENTIVES	DDR	0	0	2,825	0	0	0	0	2,825
	Total	0	0	2,825	0	0	0	0	2,825
DESIGN BUILD	ACNP	32,672	0	0	0	0	0	0	32,672
DESIGN BUILD	PKYI	46,635	0	0	0	0	0	0	46,635
DESIGN BUILD	STED	80,286	0	0	0	0	0	0	80,286
DESIGN BUILD	PKYI	1	0	0	0	0	0	0	1
DESIGN BUILD	DDR	70	31	21	0	0	0	0	122
DESIGN BUILD	DIS	484	0	0	0	0	0	0	484
DESIGN BUILD	DIH	103	0	0	0	0	0	0	103
	Total	160,250	31	21	0	0	0	0	160,302
PRELIMINARY ENGINEERING	DIH	24	0	0	0	0	0	0	24
PRELIMINARY ENGINEERING	DI	264	0	0	0	0	0	0	264
PRELIMINARY ENGINEERING	PKYI	27	0	0	0	0	0	0	27
	Total	316	0	0	0	0	0	0	316

MIAMI-DADE METROPOLITAN PLANNING ORGANIZATION
TRANSPORTATION IMPROVEMENT PROGRAM
PRIMARY STATE HIGHWAYS AND INTERMODAL



HIGHWAYS

MPO Project Num: **DT4217078**
LRTP Ref.: 6-10
County: MIAMI-DADE
Roadway ID: 87075000
Lanes Exist: 8
Lanes Improved: 4
Lanes Added: 2
Project Length: .608
District: 06

Project Description: **SR 93/I-75 ML SYSTEM**

FROM S. OF HEFT INTCH.

TO MIAMI/DADE COUNTYLINE

Type of Work: **ADD SPECIAL USE LANE**

SIS or Non-SIS: **Yes**

Extra Description:

PHASE :

Proposed Funding (in \$000s)								
Funding Source	<2016	2015 - 2016	2016 - 2017	2017 - 2018	2018 - 2019	2019 - 2020	>2020	All Years

RESPONSIBLE AGENCY: Florida Department of Transportation District 6

Item Segment TOTAL ALL Years ALL Phases: 163,443

Item Number: 421707

Item TOTAL ALL Years ALL Phases All Segments: 203,962

MIAMI-DADE METROPOLITAN PLANNING ORGANIZATION
TRANSPORTATION IMPROVEMENT PROGRAM
PRIMARY STATE HIGHWAYS AND INTERMODAL



HIGHWAYS

MPO Project Num: **DT4217079**
LRTP Ref.: C-9
County: MIAMI-DADE
Roadway ID: 87075000
Lanes Exist: 8
Lanes Improved: 8
Lanes Added: 0
Project Length: 1.957
District: 06

Project Description: **SR 93/I-75 ML SYSTEM**

FROM NW 170 STREET

TO MIAMI-DADE/BROWARD CL

Type of Work: **ITS COMMUNICATION SYSTEM**

SIS or Non-SIS: **Yes**

Extra Description:

PHASE :	Funding Source	Proposed Funding (in \$000s)							
		<2016	2015 - 2016	2016 - 2017	2017 - 2018	2018 - 2019	2019 - 2020	>2020	All Years
CONTRACT INCENTIVES	ACNP	0	0	150	0	0	0	0	150
	Total	0	0	150	0	0	0	0	150
DESIGN BUILD	DS	5	0	0	0	0	0	0	5
DESIGN BUILD	ACNP	763	0	0	0	0	0	0	763
	Total	768	0	0	0	0	0	0	768
PRELIMINARY ENGINEERING	STED	15	0	0	0	0	0	0	15
PRELIMINARY ENGINEERING	PKYI	6	0	0	0	0	0	0	6
PRELIMINARY ENGINEERING	DIH	17	0	0	0	0	0	0	17
	Total	38	0	0	0	0	0	0	38

RESPONSIBLE AGENCY: Florida Department of Transportation District 6

Item Segment TOTAL ALL Years ALL Phases: 957

Item Number: 421707

Item TOTAL ALL Years ALL Phases All Segments: 203,962

MIAMI-DADE METROPOLITAN PLANNING ORGANIZATION
TRANSPORTATION IMPROVEMENT PROGRAM
PRIMARY STATE HIGHWAYS AND INTERMODAL



HIGHWAYS

MPO Project Num: **DT4226201**
 LRTP Ref.: **NA**
 County: **MIAMI-DADE**
 Roadway ID:
 Lanes Exist:
 Lanes Improved:
 Lanes Added:
 Project Length: **2.320**
 District: **06**

Project Description: **SR 915/NE 6 AVENUE**

FROM NE 145 STREET

TO SR860/MIAMI GARDENS DR

Type of Work: **RESURFACING**

SIS or Non-SIS: **Yes**

Extra Description:

PHASE :	Funding Source	Proposed Funding (in \$000s)							
		<2016	2015 - 2016	2016 - 2017	2017 - 2018	2018 - 2019	2019 - 2020	>2020	All Years
PRELIMINARY ENGINEERING		439	0	0	0	0	0	0	439
	Total	439	0	0	0	0	0	0	439
RAILROAD & UTILITIES		36	0	0	0	0	0	0	36
	Total	36	0	0	0	0	0	0	36
CONSTRUCTION		164	0	0	0	0	0	0	164
CONSTRUCTION		37	0	0	0	0	0	0	37
CONSTRUCTION		2,941	0	0	0	0	0	0	2,941
	Total	3,143	0	0	0	0	0	0	3,143

RESPONSIBLE AGENCY: Florida Department of Transportation District 6

Item Segment TOTAL ALL Years ALL Phases: 3,618

Item Number: 422620

Item TOTAL ALL Years ALL Phases All Segments: 3,969

MIAMI-DADE METROPOLITAN PLANNING ORGANIZATION
TRANSPORTATION IMPROVEMENT PROGRAM
PRIMARY STATE HIGHWAYS AND INTERMODAL



HIGHWAYS

MPO Project Num: **DT4226202**
LRTP Ref.: C-9
County: **MIAMI-DADE**
Roadway ID:
Lanes Exist:
Lanes Improved:
Lanes Added:
Project Length: .632
District: 06

Project Description: **SR 915/NE 6 AVENUE**

FROM NE 171 STREET

TO NE 183 STREET

Type of Work: **LANDSCAPING**

SIS or Non-SIS: **No**

Extra Description:

		Proposed Funding (in \$000s)							
PHASE :	Funding Source	<2016	2015 - 2016	2016 - 2017	2017 - 2018	2018 - 2019	2019 - 2020	>2020	All Years
PRELIMINARY ENGINEERING	DIH	10	0	0	0	0	0	0	10
PRELIMINARY ENGINEERING	DS	45	0	0	0	0	0	0	45
	Total	55	0	0	0	0	0	0	55
CONSTRUCTION	DDR	0	286	0	0	0	0	0	286
CONSTRUCTION	DIH	0	10	0	0	0	0	0	10
	Total	0	296	0	0	0	0	0	296

RESPONSIBLE AGENCY: Florida Department of Transportation District 6

Item Segment TOTAL ALL Years ALL Phases: 351

Item Number: 422620

Item TOTAL ALL Years ALL Phases All Segments: 3,969

MIAMI-DADE METROPOLITAN PLANNING ORGANIZATION
TRANSPORTATION IMPROVEMENT PROGRAM
PRIMARY STATE HIGHWAYS AND INTERMODAL



HIGHWAYS

MPO Project Num: **DT4227962**
LRTP Ref.: **NA**
County: **MIAMI-DADE**
Roadway ID: **87270000**
Lanes Exist: **8**
Lanes Improved: **8**
Lanes Added: **2**
Project Length: **3.892**
District: **06**

Project Description: **I-95/EXPRESS/HOT LNS**

**FROM N. OF GOLDEN
GLADES**

TO DADE/BROWARD CO LINE

Type of Work: **ADD SPECIAL USE LANE**

SIS or Non-SIS: **Yes**

Extra Description:

		Proposed Funding (in \$000s)							
PHASE :	Funding Source	<2016	2015 - 2016	2016 - 2017	2017 - 2018	2018 - 2019	2019 - 2020	>2020	All Years
DESIGN BUILD		8,760	0	0	0	0	0	0	8,760
DESIGN BUILD		301	0	0	0	0	0	0	301
DESIGN BUILD		17,642	0	0	0	0	0	0	17,642
DESIGN BUILD		347	0	0	0	0	0	0	347
DESIGN BUILD		7,847	0	0	0	0	0	0	7,847
	Total	34,897	0	0	0	0	0	0	34,897
PRELIMINARY ENGINEERING		157	0	0	0	0	0	0	157
	Total	157	0	0	0	0	0	0	157
RAILROAD & UTILITIES		253	0	0	0	0	0	0	253
	Total	253	0	0	0	0	0	0	253

RESPONSIBLE AGENCY: Florida Department of Transportation District 6

Item Segment TOTAL ALL Years ALL Phases: 35,308

Item Number: 422796

Item TOTAL ALL Years ALL Phases All Segments: 35,308

MIAMI-DADE METROPOLITAN PLANNING ORGANIZATION
TRANSPORTATION IMPROVEMENT PROGRAM
PRIMARY STATE HIGHWAYS AND INTERMODAL



HIGHWAYS

MPO Project Num: **DT4231261**
 LRTP Ref.: 6-11
 County: MIAMI-DADE
 Roadway ID: 87200000
 Lanes Exist: 5
 Lanes Improved: 0
 Lanes Added: 0
 Project Length: 1.953
 District: 06

Project Description: **SR 836/I-95 INTERCHANGE RAMPS FROM NW 17 AVE TO I-95 (MDX)**

Type of Work: **INTERCHANGE IMPROVEMENT** SIS or Non-SIS: **Yes**

Extra Description:

		Proposed Funding (in \$000s)							
PHASE :	Funding Source	<2016	2015 - 2016	2016 - 2017	2017 - 2018	2018 - 2019	2019 - 2020	>2020	All Years
RIGHT OF WAY	LF	0	0	2,579	1,000	972	0	0	4,551
RIGHT OF WAY	DIH	0	0	87	0	0	0	0	87
	Total	0	0	2,666	1,000	972	0	0	4,638
CONSTRUCTION	DIH	0	0	0	0	0	987	0	987
CONSTRUCTION	LF	0	0	0	0	0	119,412	0	119,412
	Total	0	0	0	0	0	120,399	0	120,399

RESPONSIBLE AGENCY: Florida Department of Transportation District 6

Item Segment TOTAL ALL Years ALL Phases: 125,037

Item Number: 423126

Item TOTAL ALL Years ALL Phases All Segments: 192,635

MIAMI-DADE METROPOLITAN PLANNING ORGANIZATION
TRANSPORTATION IMPROVEMENT PROGRAM
PRIMARY STATE HIGHWAYS AND INTERMODAL



HIGHWAYS

MPO Project Num: **DT4231262**
LRTP Ref.: 6-12
County: **MIAMI-DADE**
Roadway ID:
Lanes Exist:
Lanes Improved:
Lanes Added:
Project Length: .227
District: 06

Project Description: **SR 9A/I-95 SOUTHBOUND RAMP**

TO WESTBOUND SR 836

Type of Work: **INTERCHANGE IMPROVEMENT**

SIS or Non-SIS: **Yes**

Extra Description:

PHASE :	Funding Source	Proposed Funding (in \$000s)							
		<2016	2015 - 2016	2016 - 2017	2017 - 2018	2018 - 2019	2019 - 2020	>2020	All Years
RIGHT OF WAY	DIH	0	0	87	0	0	0	0	87
RIGHT OF WAY	BNIR	0	0	2,419	0	0	0	0	2,419
RIGHT OF WAY	ACNP	0	0	160	1,000	972	0	0	2,132
	Total	0	0	2,666	1,000	972	0	0	4,638
CONSTRUCTION	STED	0	0	0	0	0	46,013	0	46,013
CONSTRUCTION	ACNP	0	0	0	0	0	987	0	987
CONSTRUCTION	DI	0	0	0	0	0	15,960	0	15,960
	Total	0	0	0	0	0	62,960	0	62,960

RESPONSIBLE AGENCY: Florida Department of Transportation District 6

Item Segment TOTAL ALL Years ALL Phases: 67,598

Item Number: 423126

Item TOTAL ALL Years ALL Phases All Segments: 192,635

MIAMI-DADE METROPOLITAN PLANNING ORGANIZATION
TRANSPORTATION IMPROVEMENT PROGRAM
PRIMARY STATE HIGHWAYS AND INTERMODAL



HIGHWAYS

MPO Project Num: **DT4232511**
 LRTP Ref.: **NA**
 County: **MIAMI-DADE**
 Roadway ID: **87090000**
 Lanes Exist: **4**
 Lanes Improved: **0**
 Lanes Added: **0**
 Project Length: **9.626**
 District: **06**

Project Description: **SR 25/OKEECHOBEE RD.**

**FROM SR 997/KROME
AVENUE**

TO NW 79TH AVENUE

Type of Work: **PD&E/EMO STUDY**

SIS or Non-SIS: **Yes**

Extra Description:

		Proposed Funding (in \$000s)							
PHASE :	Funding Source	<2016	2015 - 2016	2016 - 2017	2017 - 2018	2018 - 2019	2019 - 2020	>2020	All Years
P D & E		3,387	0	0	0	0	0	0	3,387
P D & E		112	0	0	0	0	0	0	112
	Total	3,499	0	0	0	0	0	0	3,499

RESPONSIBLE AGENCY: Florida Department of Transportation District 6

Item Segment TOTAL ALL Years ALL Phases: **3,499**

Item Number: 423251

Item TOTAL ALL Years ALL Phases All Segments: **70,141**

MIAMI-DADE METROPOLITAN PLANNING ORGANIZATION
TRANSPORTATION IMPROVEMENT PROGRAM
PRIMARY STATE HIGHWAYS AND INTERMODAL



HIGHWAYS

MPO Project Num: **DT4232512**
LRTP Ref.: 6-32
County: MIAMI-DADE
Roadway ID: 87090000
Lanes Exist: 4
Lanes Improved: 4
Lanes Added: 0
Project Length: 4.490
District: 06

Project Description: **SR 25/OKEECHOBEE RD**

**FROM WEST OF KROME
AVENUE**

TO EAST OF NW 117 AVENUE

Type of Work: **WIDEN/RESURFACE EXIST LANES**

SIS or Non-SIS: **Yes**

Extra Description:

		Proposed Funding (in \$000s)							
PHASE :	Funding Source	<2016	2015 - 2016	2016 - 2017	2017 - 2018	2018 - 2019	2019 - 2020	>2020	All Years
PRELIMINARY ENGINEERING	DIH	0	0	150	0	0	0	0	150
PRELIMINARY ENGINEERING	ACNP	0	0	5,400	0	0	0	0	5,400
	Total	0	0	5,550	0	0	0	0	5,550
RIGHT OF WAY	DI	0	0	0	0	0	0	3,928	3,928
	Total	0	0	0	0	0	0	3,928	3,928

RESPONSIBLE AGENCY: Florida Department of Transportation District 6

Item Segment TOTAL ALL Years ALL Phases: 9,478

Item Number: 423251

Item TOTAL ALL Years ALL Phases All Segments: 70,141

MIAMI-DADE METROPOLITAN PLANNING ORGANIZATION
TRANSPORTATION IMPROVEMENT PROGRAM
PRIMARY STATE HIGHWAYS AND INTERMODAL



HIGHWAYS

MPO Project Num: **DT4232513**
LRTP Ref.: 6-32
County: MIAMI-DADE
Roadway ID: 87090000
Lanes Exist: 6
Lanes Improved: 6
Lanes Added: 2
Project Length: .710
District: 06

Project Description: **SR 25/OKEECHOBEE RD**

FROM EAST OF NW 87 AVE

TO NW 79 AVE (CONCRETE)

Type of Work: **ADD LANES & RECONSTRUCT**

SIS or Non-SIS: **Yes**

Extra Description:

		Proposed Funding (in \$000s)							
PHASE :	Funding Source	<2016	2015 - 2016	2016 - 2017	2017 - 2018	2018 - 2019	2019 - 2020	>2020	All Years
PRELIMINARY ENGINEERING	ACNP	0	0	2,500	0	0	0	0	2,500
PRELIMINARY ENGINEERING	DIH	0	0	100	0	0	0	0	100
	Total	0	0	2,600	0	0	0	0	2,600
RIGHT OF WAY	DDR	0	0	0	0	0	0	75	75
RIGHT OF WAY	DI	0	0	0	0	0	0	14,208	14,208
	Total	0	0	0	0	0	0	14,283	14,283

RESPONSIBLE AGENCY: Florida Department of Transportation District 6

Item Segment TOTAL ALL Years ALL Phases: 16,883

Item Number: 423251

Item TOTAL ALL Years ALL Phases All Segments: 70,141

MIAMI-DADE METROPOLITAN PLANNING ORGANIZATION
TRANSPORTATION IMPROVEMENT PROGRAM
PRIMARY STATE HIGHWAYS AND INTERMODAL



HIGHWAYS

MPO Project Num: **DT4232514**
LRTP Ref.: C-9
County: MIAMI-DADE
Roadway ID: 87090000
Lanes Exist: 6
Lanes Improved: 6
Lanes Added: 0
Project Length: 1.194
District: 06

Project Description: **SR 25/OKEECHOBEE RD**

FROM E. OF NW 116 WAY

**TO E. OF NW 87 AVE
(CONCRETE)**

Type of Work: **RIGID PAVEMENT RECONSTRUCTION**

SIS or Non-SIS: **Yes**

Extra Description:

		Proposed Funding (in \$000s)							
PHASE :	Funding Source	<2016	2015 - 2016	2016 - 2017	2017 - 2018	2018 - 2019	2019 - 2020	>2020	All Years
PRELIMINARY ENGINEERING	ACNP	0	13,000	0	0	0	0	0	13,000
PRELIMINARY ENGINEERING	DIH	0	100	0	0	0	0	0	100
	Total	0	13,100	0	0	0	0	0	13,100

RESPONSIBLE AGENCY: Florida Department of Transportation District 6

Item Segment TOTAL ALL Years ALL Phases: 13,100

Item Number: 423251

Item TOTAL ALL Years ALL Phases All Segments: 70,141

MIAMI-DADE METROPOLITAN PLANNING ORGANIZATION
TRANSPORTATION IMPROVEMENT PROGRAM
PRIMARY STATE HIGHWAYS AND INTERMODAL



HIGHWAYS

MPO Project Num: **DT4232515**
LRTP Ref.: C-9
County: MIAMI-DADE
Roadway ID: 87090000
Lanes Exist: 6
Lanes Improved: 6
Lanes Added: 0
Project Length: 1.836
District: 06

Project Description: **SR 25/OKEECHOBEE RD**

FROM E. OF NW 107 AVE

**TO E. OF NW 116 WAY
(CNCRETE)**

Type of Work: **RIGID PAVEMENT RECONSTRUCTION**

SIS or Non-SIS: **Yes**

Extra Description:

		Proposed Funding (in \$000s)							
PHASE :	Funding Source	<2016	2015 - 2016	2016 - 2017	2017 - 2018	2018 - 2019	2019 - 2020	>2020	All Years
PRELIMINARY ENGINEERING	DIH	0	150	0	0	0	0	0	150
PRELIMINARY ENGINEERING	ACNP	0	5,200	0	0	0	0	0	5,200
	Total	0	5,350	0	0	0	0	0	5,350
RIGHT OF WAY	DDR	0	0	0	0	0	0	500	500
RIGHT OF WAY	DI	0	0	0	0	0	0	14,846	14,846
	Total	0	0	0	0	0	0	15,346	15,346

RESPONSIBLE AGENCY: Florida Department of Transportation District 6

Item Segment TOTAL ALL Years ALL Phases: 20,696

Item Number: 423251

Item TOTAL ALL Years ALL Phases All Segments: 70,141

MIAMI-DADE METROPOLITAN PLANNING ORGANIZATION
TRANSPORTATION IMPROVEMENT PROGRAM
PRIMARY STATE HIGHWAYS AND INTERMODAL



HIGHWAYS

MPO Project Num: **DT4232516**
LRTP Ref.: 6-32
County: MIAMI-DADE
Roadway ID: 87090000
Lanes Exist: 5
Lanes Improved: 5
Lanes Added: 0
Project Length: 2.507
District: 06

Project Description: **SR 25/OKEECHOBEE RD**

FROM E. OF NW 117 AVE

**TO E. OF NW 107 AVE
(CNCRETE)**

Type of Work: **WIDEN/RESURFACE EXIST LANES**

SIS or Non-SIS: **Yes**

Extra Description:

		Proposed Funding (in \$000s)							
PHASE :	Funding Source	<2016	2015 - 2016	2016 - 2017	2017 - 2018	2018 - 2019	2019 - 2020	>2020	All Years
PRELIMINARY ENGINEERING	ACNP	0	3,500	0	0	0	0	0	3,500
PRELIMINARY ENGINEERING	DIH	0	100	0	0	0	0	0	100
	Total	0	3,600	0	0	0	0	0	3,600
RIGHT OF WAY	DI	0	0	0	0	0	0	2,885	2,885
	Total	0	0	0	0	0	0	2,885	2,885

RESPONSIBLE AGENCY: Florida Department of Transportation District 6

Item Segment TOTAL ALL Years ALL Phases: **6,485**

Item Number: 423251

Item TOTAL ALL Years ALL Phases All Segments: **70,141**

MIAMI-DADE METROPOLITAN PLANNING ORGANIZATION
TRANSPORTATION IMPROVEMENT PROGRAM
PRIMARY STATE HIGHWAYS AND INTERMODAL



HIGHWAYS

MPO Project Num: **DT4234481**
LRTP Ref.: C-9
County: DIST/ST-WIDE
Roadway ID:
Lanes Exist: 0
Lanes Improved: 0
Lanes Added: 0
Project Length: .000
District: 06

Project Description: **DISTRICTWIDE ROW MONUMENTATION
CONSULTANT CONTRACT**

Type of Work: **PRELIMINARY ENGINEERING**

SIS or Non-SIS: **No**

Extra Description:

		Proposed Funding (in \$000s)							
PHASE :	Funding Source	<2016	2015 - 2016	2016 - 2017	2017 - 2018	2018 - 2019	2019 - 2020	>2020	All Years
PRELIMINARY ENGINEERING	DIH	34	10	10	0	0	0	0	54
PRELIMINARY ENGINEERING	DS	1,329	200	0	0	0	0	0	1,529
	Total	1,364	210	10	0	0	0	0	1,584

RESPONSIBLE AGENCY: Florida Department of Transportation District 6

Item Segment TOTAL ALL Years ALL Phases: 1,584

Item Number: 423448

Item TOTAL ALL Years ALL Phases All Segments: 1,584

MIAMI-DADE METROPOLITAN PLANNING ORGANIZATION
TRANSPORTATION IMPROVEMENT PROGRAM
PRIMARY STATE HIGHWAYS AND INTERMODAL



HIGHWAYS

MPO Project Num: **DT4234521**
LRTP Ref.: **NA**
County: **MIAMI-DADE**
Roadway ID: **87270000**
Lanes Exist: **10**
Lanes Improved: **0**
Lanes Added: **0**
Project Length: **.750**
District: **06**

Project Description: **SR 9A/I-95**

FROM N.W. 8TH STREET

TO N.W. 17TH STREET

Type of Work: **LANDSCAPING**

SIS or Non-SIS: **Yes**

Extra Description:

PHASE :	Funding Source	Proposed Funding (in \$000s)							
		<2016	2015 - 2016	2016 - 2017	2017 - 2018	2018 - 2019	2019 - 2020	>2020	All Years
PRELIMINARY ENGINEERING		207	0	0	0	0	0	0	207
	Total	207	0	0	0	0	0	0	207
CONSTRUCTION		56	0	0	0	0	0	0	56
CONSTRUCTION		65	0	0	0	0	0	0	65
CONSTRUCTION		1,368	0	0	0	0	0	0	1,368
	Total	1,488	0	0	0	0	0	0	1,488

RESPONSIBLE AGENCY: **Florida Department of Transportation District 6**

Item Segment **TOTAL ALL Years ALL Phases:** **1,695**

Item Number: **423452**

Item **TOTAL ALL Years ALL Phases All Segments:** **9,892**

MIAMI-DADE METROPOLITAN PLANNING ORGANIZATION
TRANSPORTATION IMPROVEMENT PROGRAM
PRIMARY STATE HIGHWAYS AND INTERMODAL



HIGHWAYS

MPO Project Num: **DT4234522**
LRTP Ref.: NA
County: MIAMI-DADE
Roadway ID: 87270000
Lanes Exist: 6
Lanes Improved: 0
Lanes Added: 0
Project Length: .855
District: 06

Project Description: **SR 9A/I-95**

FROM NW 32ND STREET

TO NW 47TH TERRACE

Type of Work: **LANDSCAPING**

SIS or Non-SIS: **Yes**

Extra Description:

PHASE :	Funding Source	Proposed Funding (in \$000s)							
		<2016	2015 - 2016	2016 - 2017	2017 - 2018	2018 - 2019	2019 - 2020	>2020	All Years
PRELIMINARY ENGINEERING		168	0	0	0	0	0	0	168
	Total	168	0	0	0	0	0	0	168
CONSTRUCTION		3	0	0	0	0	0	0	3
CONSTRUCTION		370	0	0	0	0	0	0	370
CONSTRUCTION		1,749	0	0	0	0	0	0	1,749
	Total	2,123	0	0	0	0	0	0	2,123

RESPONSIBLE AGENCY: Florida Department of Transportation District 6

Item Segment TOTAL ALL Years ALL Phases: 2,290

Item Number: 423452

Item TOTAL ALL Years ALL Phases All Segments: 9,892

MIAMI-DADE METROPOLITAN PLANNING ORGANIZATION
TRANSPORTATION IMPROVEMENT PROGRAM
PRIMARY STATE HIGHWAYS AND INTERMODAL



HIGHWAYS

MPO Project Num: **DT4234523**
LRTP Ref.: C-9
County: MIAMI-DADE
Roadway ID: 87270000
Lanes Exist: 10
Lanes Improved: 0
Lanes Added: 0
Project Length: 1.060
District: 06

Project Description: **SR 9A/I-95**

FROM N.W. 155TH STREET

TO N.W. 170TH STREET

Type of Work: **LANDSCAPING**

SIS or Non-SIS: **Yes**

Extra Description:

		Proposed Funding (in \$000s)							
PHASE :	Funding Source	<2016	2015 - 2016	2016 - 2017	2017 - 2018	2018 - 2019	2019 - 2020	>2020	All Years
PRELIMINARY ENGINEERING	DDR	28	0	0	0	0	225	0	253
PRELIMINARY ENGINEERING	DS	187	0	0	0	0	0	0	187
PRELIMINARY ENGINEERING	DIH	6	0	0	0	0	30	0	36
	Total	221	0	0	0	0	255	0	476
CONSTRUCTION	DIH	0	0	0	0	0	0	72	72
CONSTRUCTION	DDR	0	0	0	0	0	0	125	125
CONSTRUCTION	SA	0	0	0	0	0	0	5,234	5,234
	Total	0	0	0	0	0	0	5,431	5,431

RESPONSIBLE AGENCY: Florida Department of Transportation District 6

Item Segment TOTAL ALL Years ALL Phases: 5,907

Item Number: 423452

Item TOTAL ALL Years ALL Phases All Segments: 9,892

MIAMI-DADE METROPOLITAN PLANNING ORGANIZATION
TRANSPORTATION IMPROVEMENT PROGRAM
PRIMARY STATE HIGHWAYS AND INTERMODAL



HIGHWAYS

MPO Project Num: **DT4244071**
LRTP Ref.: 6-12
County: MIAMI-DADE
Roadway ID: 87053001
Lanes Exist: 4
Lanes Improved: 0
Lanes Added: 0
Project Length: .418
District: 06

Project Description: **SR 968/SW 1ST STREET**

**AT MIAMI RIVER (BRIDGE
#870660)**

Type of Work: **BRIDGE REPLACEMENT**

SIS or Non-SIS: **No**

Extra Description:

		Proposed Funding (in \$000s)							
PHASE :	Funding Source	<2016	2015 - 2016	2016 - 2017	2017 - 2018	2018 - 2019	2019 - 2020	>2020	All Years
P D & E	BRT	1,179	0	0	0	0	0	0	1,179
P D & E	DIH	145	0	0	0	0	0	0	145
	Total	1,324	0	0	0	0	0	0	1,324
PRELIMINARY ENGINEERING	ACSB	3,778	0	0	0	0	0	0	3,778
PRELIMINARY ENGINEERING	SABR	100	0	0	0	0	0	0	100
PRELIMINARY ENGINEERING	DDR	19	0	0	0	0	0	0	19
PRELIMINARY ENGINEERING	DIH	98	70	0	0	0	0	0	168
	Total	3,995	70	0	0	0	0	0	4,065
RIGHT OF WAY	DIH	0	50	50	24	0	0	0	124
RIGHT OF WAY	DS	0	511	400	100	0	0	0	1,011
RIGHT OF WAY	SA	0	960	540	0	0	0	0	1,500
RIGHT OF WAY	ACSB	0	2,040	3,500	1,000	0	0	0	6,540
	Total	0	3,561	4,490	1,124	0	0	0	9,175
CONSTRUCTION	ACSB	0	0	0	76,059	2,555	0	0	78,614

MIAMI-DADE METROPOLITAN PLANNING ORGANIZATION
TRANSPORTATION IMPROVEMENT PROGRAM
PRIMARY STATE HIGHWAYS AND INTERMODAL



HIGHWAYS

MPO Project Num: **DT4244071**
 LRTP Ref.: 6-12
 County: MIAMI-DADE
 Roadway ID: 87053001
 Lanes Exist: 4
 Lanes Improved: 0
 Lanes Added: 0
 Project Length: .418
 District: 06

Project Description: **SR 968/SW 1ST STREET**

**AT MIAMI RIVER (BRIDGE
#870660)**

Type of Work: **BRIDGE REPLACEMENT**

SIS or Non-SIS: **No**

Extra Description:

		Proposed Funding (in \$000s)							
PHASE :	Funding Source	<2016	2015 - 2016	2016 - 2017	2017 - 2018	2018 - 2019	2019 - 2020	>2020	All Years
CONSTRUCTION	BRP	0	0	0	0	3,318	0	0	3,318
	Total	0	0	0	76,059	5,873	0	0	81,932

RESPONSIBLE AGENCY: Florida Department of Transportation District 6

Item Segment TOTAL ALL Years ALL Phases: 96,496

Item Number: 424407

Item TOTAL ALL Years ALL Phases All Segments: 96,496

MIAMI-DADE METROPOLITAN PLANNING ORGANIZATION
TRANSPORTATION IMPROVEMENT PROGRAM
PRIMARY STATE HIGHWAYS AND INTERMODAL



HIGHWAYS

MPO Project Num: **DT4249331**
 LRTP Ref.: **C-9**
 County: **MIAMI-DADE**
 Roadway ID:
 Lanes Exist:
 Lanes Improved:
 Lanes Added:
 Project Length: **.000**
 District: **06**

Project Description: **I-95 EXPRESS TOLL OPERATIONS DADE COUNTY**

Type of Work: **TOLL COLLECTION**

SIS or Non-SIS: **No**

Extra Description:

		Proposed Funding (in \$000s)							
PHASE :	Funding Source	<2016	2015 - 2016	2016 - 2017	2017 - 2018	2018 - 2019	2019 - 2020	>2020	All Years
OPERATIONS	DSBD	678	0	0	0	0	0	0	678
OPERATIONS	TOBD	7,770	1,225	1,325	1,325	1,325	1,325	0	14,295
	Total	8,448	1,225	1,325	1,325	1,325	1,325	0	14,973

RESPONSIBLE AGENCY: Florida Department of Transportation District 6

Item Segment TOTAL ALL Years ALL Phases: **14,973**

Item Number: 424933

Item TOTAL ALL Years ALL Phases All Segments: **14,973**

MIAMI-DADE METROPOLITAN PLANNING ORGANIZATION
TRANSPORTATION IMPROVEMENT PROGRAM
PRIMARY STATE HIGHWAYS AND INTERMODAL



HIGHWAYS

MPO Project Num: **DT4251441**
 LRTP Ref.: C-9
 County: DIST/ST-WIDE
 Roadway ID:
 Lanes Exist: 0
 Lanes Improved: 0
 Lanes Added: 0
 Project Length: .000
 District: 06

Project Description: **DISTRICTWIDE GENERAL CONSULTANT
FOR PLANS REVIEW & DESIGN SERVICES**

Type of Work: **PRELIMINARY ENGINEERING**

SIS or Non-SIS: **No**

Extra Description:

		Proposed Funding (in \$000s)							
PHASE :	Funding Source	<2016	2015 - 2016	2016 - 2017	2017 - 2018	2018 - 2019	2019 - 2020	>2020	All Years
PRELIMINARY ENGINEERING	DIH	36	15	15	15	15	15	0	111
PRELIMINARY ENGINEERING	DS	6,304	0	0	0	0	0	0	6,304
	Total	6,341	15	15	15	15	15	0	6,416

RESPONSIBLE AGENCY: Florida Department of Transportation District 6

Item Segment TOTAL ALL Years ALL Phases: 6,416

Item Number: 425144

Item TOTAL ALL Years ALL Phases All Segments: 12,436

MIAMI-DADE METROPOLITAN PLANNING ORGANIZATION
TRANSPORTATION IMPROVEMENT PROGRAM
PRIMARY STATE HIGHWAYS AND INTERMODAL



HIGHWAYS

MPO Project Num: **DT4252161**
LRTP Ref.: NA
County: MIAMI-DADE
Roadway ID: 87270000
Lanes Exist: 3
Lanes Improved: 3
Lanes Added: 0
Project Length: .232
District: 06

Project Description: **SR 9A/I-95**

**AT SR 860/MIA GDNS DRIVE
(INSTALL RAMP SHOULDER)**

Type of Work: **INTERSECTION IMPROVEMENT**

SIS or Non-SIS: **Yes**

Extra Description:

PHASE :	Funding Source	Proposed Funding (in \$000s)							
		<2016	2015 - 2016	2016 - 2017	2017 - 2018	2018 - 2019	2019 - 2020	>2020	All Years
PRELIMINARY ENGINEERING		109	0	0	0	0	0	0	109
	Total	109	0	0	0	0	0	0	109
CONSTRUCTION		1	0	0	0	0	0	0	1
CONSTRUCTION		333	0	0	0	0	0	0	333
CONSTRUCTION		9	0	0	0	0	0	0	9
	Total	343	0	0	0	0	0	0	343

RESPONSIBLE AGENCY: Florida Department of Transportation District 6

Item Segment TOTAL ALL Years ALL Phases: 453

Item Number: 425216

Item TOTAL ALL Years ALL Phases All Segments: 1,686

MIAMI-DADE METROPOLITAN PLANNING ORGANIZATION
TRANSPORTATION IMPROVEMENT PROGRAM
PRIMARY STATE HIGHWAYS AND INTERMODAL



HIGHWAYS

MPO Project Num: **DT4252162**
LRTP Ref.: C-9
County: MIAMI-DADE
Roadway ID: 87270215
Lanes Exist: 2
Lanes Improved: 2
Lanes Added: 0
Project Length: .743
District: 06

Project Description: **SR 9A/I-95 RAMPS**

**AT SR 860 MIAMI GARDENS
DRIVE**

Type of Work: **RESURFACING**

SIS or Non-SIS: **Yes**

Extra Description:

		Proposed Funding (in \$000s)							
PHASE :	Funding Source	<2016	2015 - 2016	2016 - 2017	2017 - 2018	2018 - 2019	2019 - 2020	>2020	All Years
PRELIMINARY ENGINEERING	DIH	35	0	0	0	0	0	0	35
PRELIMINARY ENGINEERING	DS	197	0	0	0	0	0	0	197
	Total	232	0	0	0	0	0	0	232
CONSTRUCTION	DDR	0	0	178	0	0	0	0	178
CONSTRUCTION	DIH	0	0	41	0	0	0	0	41
CONSTRUCTION	DS	0	0	782	0	0	0	0	782
	Total	0	0	1,001	0	0	0	0	1,001

RESPONSIBLE AGENCY: Florida Department of Transportation District 6

Item Segment TOTAL ALL Years ALL Phases: 1,233

Item Number: 425216

Item TOTAL ALL Years ALL Phases All Segments: 1,686

MIAMI-DADE METROPOLITAN PLANNING ORGANIZATION
TRANSPORTATION IMPROVEMENT PROGRAM
PRIMARY STATE HIGHWAYS AND INTERMODAL



HIGHWAYS

MPO Project Num: **DT4252711**
LRTP Ref.: **NA**
County: **MIAMI-DADE**
Roadway ID: **87053000**
Lanes Exist: **4**
Lanes Improved: **0**
Lanes Added: **0**
Project Length: **3.048**
District: **06**

Project Description: **SR 968/FLAGLER ST.**

FROM SW 72 AVENUE

TO SW 42 AVENUE

Type of Work: **SAFETY PROJECT**

SIS or Non-SIS: **No**

Extra Description:

PHASE :	Funding Source	Proposed Funding (in \$000s)							
		<2016	2015 - 2016	2016 - 2017	2017 - 2018	2018 - 2019	2019 - 2020	>2020	All Years
PRELIMINARY ENGINEERING		363	0	0	0	0	0	0	363
	Total	363	0	0	0	0	0	0	363
RAILROAD & UTILITIES		4	0	0	0	0	0	0	4
	Total	4	0	0	0	0	0	0	4
RIGHT OF WAY		1	0	0	0	0	0	0	1
	Total	1	0	0	0	0	0	0	1
CONSTRUCTION		1	0	0	0	0	0	0	1
CONSTRUCTION		136	0	0	0	0	0	0	136
CONSTRUCTION		1,107	0	0	0	0	0	0	1,107
	Total	1,245	0	0	0	0	0	0	1,245

RESPONSIBLE AGENCY: Florida Department of Transportation District 6

Item Segment TOTAL ALL Years ALL Phases: 1,612

Item Number: 425271

Item TOTAL ALL Years ALL Phases All Segments: 8,550

MIAMI-DADE METROPOLITAN PLANNING ORGANIZATION
TRANSPORTATION IMPROVEMENT PROGRAM
PRIMARY STATE HIGHWAYS AND INTERMODAL



HIGHWAYS

MPO Project Num: **DT4252712**
LRTP Ref.: **NA**
County: **MIAMI-DADE**
Roadway ID: **87053000**
Lanes Exist: **4**
Lanes Improved: **4**
Lanes Added: **0**
Project Length: **1.539**
District: **06**

Project Description: **SR 968/FLAGLER ST.**

FROM SW 42 AVENUE

TO SW 27 AVENUE

Type of Work: **SAFETY PROJECT**

SIS or Non-SIS: **No**

Extra Description:

PHASE :	Funding Source	Proposed Funding (in \$000s)							
		<2016	2015 - 2016	2016 - 2017	2017 - 2018	2018 - 2019	2019 - 2020	>2020	All Years
PRELIMINARY ENGINEERING		181	0	0	0	0	0	0	181
	Total	181	0	0	0	0	0	0	181
RAILROAD & UTILITIES		2	0	0	0	0	0	0	2
	Total	2	0	0	0	0	0	0	2
CONSTRUCTION		16	0	0	0	0	0	0	16
CONSTRUCTION		46	0	0	0	0	0	0	46
CONSTRUCTION		728	0	0	0	0	0	0	728
	Total	790	0	0	0	0	0	0	790

RESPONSIBLE AGENCY: Florida Department of Transportation District 6

Item Segment TOTAL ALL Years ALL Phases: 974

Item Number: 425271

Item TOTAL ALL Years ALL Phases All Segments: 8,550

MIAMI-DADE METROPOLITAN PLANNING ORGANIZATION
TRANSPORTATION IMPROVEMENT PROGRAM
PRIMARY STATE HIGHWAYS AND INTERMODAL



HIGHWAYS

MPO Project Num: **DT4252713**
LRTP Ref.: C-9
County: MIAMI-DADE
Roadway ID: 87053000
Lanes Exist: 4
Lanes Improved: 4
Lanes Added: 0
Project Length: 4.267
District: 06

Project Description: **SR 968/FLAGLER ST.**

FROM W OF 69 AVENUE

TO W OF SR 9/NW 27TH AVE

Type of Work: **RESURFACING**

SIS or Non-SIS: **No**

Extra Description:

		Proposed Funding (in \$000s)							
PHASE :	Funding Source	<2016	2015 - 2016	2016 - 2017	2017 - 2018	2018 - 2019	2019 - 2020	>2020	All Years
PRELIMINARY ENGINEERING	DDR	814	0	0	0	0	0	0	814
PRELIMINARY ENGINEERING	DIH	37	0	0	0	0	0	0	37
PRELIMINARY ENGINEERING	DS	248	0	0	0	0	0	0	248
	Total	1,098	0	0	0	0	0	0	1,098
CONSTRUCTION	DDR	0	0	3,570	0	0	0	0	3,570
CONSTRUCTION	DIH	0	0	428	0	0	0	0	428
CONSTRUCTION	DS	0	0	274	593	0	0	0	867
	Total	0	0	4,272	593	0	0	0	4,865

RESPONSIBLE AGENCY: Florida Department of Transportation District 6

Item Segment TOTAL ALL Years ALL Phases: 5,963

Item Number: 425271

Item TOTAL ALL Years ALL Phases All Segments: 8,550

MIAMI-DADE METROPOLITAN PLANNING ORGANIZATION
TRANSPORTATION IMPROVEMENT PROGRAM
PRIMARY STATE HIGHWAYS AND INTERMODAL



HIGHWAYS

MPO Project Num: **DT4254021**
LRTP Ref.: C-9
County: DIST/ST-WIDE
Roadway ID:
Lanes Exist: 0
Lanes Improved: 0
Lanes Added: 0
Project Length: .000
District: 06

Project Description: **DISTRICTWIDE LANDSCAPE DESIGN
CONSULTANT**

Type of Work: **LANDSCAPING**

SIS or Non-SIS: **No**

Extra Description:

		Proposed Funding (in \$000s)							
PHASE :	Funding Source	<2016	2015 - 2016	2016 - 2017	2017 - 2018	2018 - 2019	2019 - 2020	>2020	All Years
PRELIMINARY ENGINEERING	DIH	79	20	20	20	20	20	0	179
PRELIMINARY ENGINEERING	DS	1,666	300	400	300	300	400	0	3,366
	Total	1,745	320	420	320	320	420	0	3,545

RESPONSIBLE AGENCY: Florida Department of Transportation District 6

Item Segment TOTAL ALL Years ALL Phases: 3,545

Item Number: 425402

Item TOTAL ALL Years ALL Phases All Segments: 3,545

MIAMI-DADE METROPOLITAN PLANNING ORGANIZATION
TRANSPORTATION IMPROVEMENT PROGRAM
PRIMARY STATE HIGHWAYS AND INTERMODAL



HIGHWAYS

MPO Project Num: **DT4255981**
LRTP Ref.: C-9
County: MIAMI-DADE
Roadway ID: 87140000
Lanes Exist: 4
Lanes Improved: 4
Lanes Added: 0
Project Length: 2.040
District: 06

Project Description: **SR 7/NW 7 AVENUE**

FROM NW 8 STREET

TO NW 36 STREET

Type of Work: **FLEXIBLE PAVEMENT RECONSTRUCT.**

SIS or Non-SIS: **No**

Extra Description:

PHASE :	Funding Source	Proposed Funding (in \$000s)							
		<2016	2015 - 2016	2016 - 2017	2017 - 2018	2018 - 2019	2019 - 2020	>2020	All Years
CONTRACT INCENTIVES	SA	0	0	0	1,200	0	0	0	1,200
	Total	0	0	0	1,200	0	0	0	1,200
PRELIMINARY ENGINEERING	DDR	320	0	0	0	0	0	0	320
PRELIMINARY ENGINEERING	DS	243	0	0	0	0	0	0	243
PRELIMINARY ENGINEERING	DIH	716	0	0	0	0	0	0	716
	Total	1,279	0	0	0	0	0	0	1,279
RAILROAD & UTILITIES	LF	7,106	0	0	0	0	0	0	7,106
RAILROAD & UTILITIES	DDR	1	0	0	0	0	0	0	1
	Total	7,107	0	0	0	0	0	0	7,107
RIGHT OF WAY	DIH	41	0	0	0	0	0	0	41
RIGHT OF WAY	DS	123	0	0	0	0	0	0	123
	Total	164	0	0	0	0	0	0	164
CONSTRUCTION	DDR	163	0	0	0	0	0	0	163
CONSTRUCTION	DS	155	0	0	0	0	0	0	155

MIAMI-DADE METROPOLITAN PLANNING ORGANIZATION
TRANSPORTATION IMPROVEMENT PROGRAM
PRIMARY STATE HIGHWAYS AND INTERMODAL



HIGHWAYS

MPO Project Num: **DT4255981**
 LRTP Ref.: C-9
 County: MIAMI-DADE
 Roadway ID: 87140000
 Lanes Exist: 4
 Lanes Improved: 4
 Lanes Added: 0
 Project Length: 2.040
 District: 06

Project Description: **SR 7/NW 7 AVENUE**

FROM NW 8 STREET

TO NW 36 STREET

Type of Work: **FLEXIBLE PAVEMENT RECONSTRUCT.**

SIS or Non-SIS: **No**

Extra Description:

		Proposed Funding (in \$000s)							
PHASE :	Funding Source	<2016	2015 - 2016	2016 - 2017	2017 - 2018	2018 - 2019	2019 - 2020	>2020	All Years
CONSTRUCTION	EB	2,004	0	0	0	0	0	0	2,004
CONSTRUCTION	SA	15,781	0	0	0	0	0	0	15,781
CONSTRUCTION	LF	927	0	0	0	0	0	0	927
	Total	19,029	0	0	0	0	0	0	19,029

RESPONSIBLE AGENCY: Florida Department of Transportation District 6

Item Segment TOTAL ALL Years ALL Phases: 28,778

Item Number: 425598

Item TOTAL ALL Years ALL Phases All Segments: 28,929

MIAMI-DADE METROPOLITAN PLANNING ORGANIZATION
TRANSPORTATION IMPROVEMENT PROGRAM
PRIMARY STATE HIGHWAYS AND INTERMODAL



HIGHWAYS

MPO Project Num: **DT4255982**
 LRTP Ref.: NA
 County: MIAMI-DADE
 Roadway ID: 87140000
 Lanes Exist: 4
 Lanes Improved: 4
 Lanes Added: 0
 Project Length: 1.882
 District: 06

Project Description: **SR 7/NW 7TH AVE**

FROM NW 6TH STREET

TO NW 32ND STREET

Type of Work: **INTERSECTION IMPROVEMENT**

SIS or Non-SIS: **No**

Extra Description:

PHASE :	Funding Source	Proposed Funding (in \$000s)							
		<2016	2015 - 2016	2016 - 2017	2017 - 2018	2018 - 2019	2019 - 2020	>2020	All Years
PRELIMINARY ENGINEERING		77	0	0	0	0	0	0	77
	Total	77	0	0	0	0	0	0	77
CONSTRUCTION		3	0	0	0	0	0	0	3
CONSTRUCTION		26	0	0	0	0	0	0	26
CONSTRUCTION		45	0	0	0	0	0	0	45
	Total	74	0	0	0	0	0	0	74

RESPONSIBLE AGENCY: Florida Department of Transportation District 6

Item Segment TOTAL ALL Years ALL Phases: 150

Item Number: 425598

Item TOTAL ALL Years ALL Phases All Segments: 28,929

MIAMI-DADE METROPOLITAN PLANNING ORGANIZATION
TRANSPORTATION IMPROVEMENT PROGRAM
PRIMARY STATE HIGHWAYS AND INTERMODAL



HIGHWAYS

MPO Project Num: **DT4258572**
LRTP Ref.: 6-50
County: MIAMI-DADE
Roadway ID:
Lanes Exist: 0
Lanes Improved: 0
Lanes Added: 0
Project Length: .000
District: 06

Project Description: **SAFE RTS. TO SCHOOL**

MIAMI LAKES ELEM SCHOOL

Type of Work: **PEDESTRIAN SAFETY IMPROVEMENT**

SIS or Non-SIS: **No**

Extra Description:

		Proposed Funding (in \$000s)							
PHASE :	Funding Source	<2016	2015 - 2016	2016 - 2017	2017 - 2018	2018 - 2019	2019 - 2020	>2020	All Years
PRELIMINARY ENGINEERING	SA	3	0	0	0	0	0	0	3
PRELIMINARY ENGINEERING	TALU	30	0	0	0	0	0	0	30
	Total	33	0	0	0	0	0	0	33
CONSTRUCTION	SA	0	28	0	0	0	0	0	28
CONSTRUCTION	TALU	0	170	0	0	0	0	0	170
	Total	0	198	0	0	0	0	0	198

RESPONSIBLE AGENCY: Florida Department of Transportation District 6

Item Segment TOTAL ALL Years ALL Phases: 231

Item Number: 425857

Item TOTAL ALL Years ALL Phases All Segments: 1,138

MIAMI-DADE METROPOLITAN PLANNING ORGANIZATION
TRANSPORTATION IMPROVEMENT PROGRAM
PRIMARY STATE HIGHWAYS AND INTERMODAL



HIGHWAYS

MPO Project Num: **DT4258653**
LRTP Ref.: NA
County: MIAMI-DADE
Roadway ID:
Lanes Exist: 0
Lanes Improved: 0
Lanes Added: 0
Project Length: .000
District: 06

Project Description: **MIAMI-DADE COUNTYWDE DRAINAGE
PUSHBUTTON PROJECTS**

Type of Work: **DRAINAGE IMPROVEMENTS**

SIS or Non-SIS: **No**

Extra Description:

PHASE :	Funding Source	Proposed Funding (in \$000s)							
		<2016	2015 - 2016	2016 - 2017	2017 - 2018	2018 - 2019	2019 - 2020	>2020	All Years
PRELIMINARY ENGINEERING		28	0	0	0	0	0	0	28
	Total	28	0	0	0	0	0	0	28
RIGHT OF WAY		2	0	0	0	0	0	0	2
	Total	2	0	0	0	0	0	0	2
CONSTRUCTION		267	0	0	0	0	0	0	267
	Total	267	0	0	0	0	0	0	267

RESPONSIBLE AGENCY: Florida Department of Transportation District 6

Item Segment TOTAL ALL Years ALL Phases: 297

Item Number: 425865

Item TOTAL ALL Years ALL Phases All Segments: 3,632

MIAMI-DADE METROPOLITAN PLANNING ORGANIZATION
TRANSPORTATION IMPROVEMENT PROGRAM
PRIMARY STATE HIGHWAYS AND INTERMODAL



HIGHWAYS

MPO Project Num: **DT4258655**
 LRTP Ref.: **NA**
 County: **MIAMI-DADE**
 Roadway ID:
 Lanes Exist: **0**
 Lanes Improved: **0**
 Lanes Added: **0**
 Project Length: **.000**
 District: **06**

Project Description: **MIAMI-DADE COUNTYWDE DRAINAGE
PUSH BUTTON CONTRACTS**

Type of Work: **DRAINAGE IMPROVEMENTS**

SIS or Non-SIS: **No**

Extra Description:

		Proposed Funding (in \$000s)							
PHASE :	Funding Source	<2016	2015 - 2016	2016 - 2017	2017 - 2018	2018 - 2019	2019 - 2020	>2020	All Years
PRELIMINARY ENGINEERING		11	0	0	0	0	0	0	11
	Total	11	0	0	0	0	0	0	11
CONSTRUCTION		960	0	0	0	0	0	0	960
	Total	960	0	0	0	0	0	0	960

RESPONSIBLE AGENCY: Florida Department of Transportation District 6

Item Segment TOTAL ALL Years ALL Phases: **971**

Item Number: **425865**

Item TOTAL ALL Years ALL Phases All Segments: **3,632**

MIAMI-DADE METROPOLITAN PLANNING ORGANIZATION
TRANSPORTATION IMPROVEMENT PROGRAM
PRIMARY STATE HIGHWAYS AND INTERMODAL



HIGHWAYS

MPO Project Num: **DT4258657**
LRTP Ref.: **C-9**
County: **MIAMI-DADE**
Roadway ID:
Lanes Exist: **0**
Lanes Improved: **0**
Lanes Added: **0**
Project Length: **.000**
District: **06**

Project Description: **MIAMI-DADE COUNTYWDE DRAINAGE
PUSH BUTTON CONTRACTS**

Type of Work: **DRAINAGE IMPROVEMENTS**

SIS or Non-SIS: **No**

Extra Description:

		Proposed Funding (in \$000s)							
PHASE :	Funding Source	<2016	2015 - 2016	2016 - 2017	2017 - 2018	2018 - 2019	2019 - 2020	>2020	All Years
PRELIMINARY ENGINEERING	DIH	83	0	0	0	0	0	0	83
	Total	83	0	0	0	0	0	0	83
CONSTRUCTION	DIH	0	101	0	0	0	0	0	101
CONSTRUCTION	DDR	0	849	157	0	0	0	0	1,006
	Total	0	950	157	0	0	0	0	1,107

RESPONSIBLE AGENCY: Florida Department of Transportation District 6

Item Segment TOTAL ALL Years ALL Phases: **1,190**

Item Number: 425865

Item TOTAL ALL Years ALL Phases All Segments: **3,632**

MIAMI-DADE METROPOLITAN PLANNING ORGANIZATION
TRANSPORTATION IMPROVEMENT PROGRAM
PRIMARY STATE HIGHWAYS AND INTERMODAL



HIGHWAYS

MPO Project Num: **DT4258659**
 LRTP Ref.: **NA**
 County: **MIAMI-DADE**
 Roadway ID:
 Lanes Exist: **0**
 Lanes Improved: **0**
 Lanes Added: **0**
 Project Length: **.000**
 District: **06**

Project Description: **MIAMI-DADE COUNTYWD DRAINAGE
PUSHBUTTON PROJECTS**

Type of Work: **DRAINAGE IMPROVEMENTS**

SIS or Non-SIS: **No**

Extra Description:

PHASE :	Funding Source	Proposed Funding (in \$000s)							
		<2016	2015 - 2016	2016 - 2017	2017 - 2018	2018 - 2019	2019 - 2020	>2020	All Years
PRELIMINARY ENGINEERING		3	0	0	0	0	0	0	3
	Total	3	0	0	0	0	0	0	3
CONSTRUCTION		441	0	0	0	0	0	0	441
	Total	441	0	0	0	0	0	0	441

RESPONSIBLE AGENCY: Florida Department of Transportation District 6

Item Segment TOTAL ALL Years ALL Phases: **444**

Item Number: 425865

Item TOTAL ALL Years ALL Phases All Segments: **3,632**

MIAMI-DADE METROPOLITAN PLANNING ORGANIZATION
TRANSPORTATION IMPROVEMENT PROGRAM
PRIMARY STATE HIGHWAYS AND INTERMODAL



HIGHWAYS

MPO Project Num: **DT4259791**
LRTP Ref.: **NA**
County: **MIAMI-DADE**
Roadway ID: **87220000**
Lanes Exist: **3**
Lanes Improved: **3**
Lanes Added: **0**
Project Length: **.718**
District: **06**

Project Description: **SR 948/NW 36TH ST**

FROM W OF LEE DRIVE

TO E OF OKEECHOBEE ROAD

Type of Work: **RESURFACING**

SIS or Non-SIS: **No**

Extra Description:

PHASE :	Funding Source	Proposed Funding (in \$000s)							
		<2016	2015 - 2016	2016 - 2017	2017 - 2018	2018 - 2019	2019 - 2020	>2020	All Years
DESIGN BUILD		985	0	0	0	0	0	0	985
	Total	985	0	0	0	0	0	0	985
PRELIMINARY ENGINEERING		136	0	0	0	0	0	0	136
	Total	136	0	0	0	0	0	0	136
RAILROAD & UTILITIES		2	0	0	0	0	0	0	2
RAILROAD & UTILITIES		3	0	0	0	0	0	0	3
	Total	6	0	0	0	0	0	0	6
RIGHT OF WAY		13	0	0	0	0	0	0	13
	Total	13	0	0	0	0	0	0	13

RESPONSIBLE AGENCY: Florida Department of Transportation District 6

Item Segment TOTAL ALL Years ALL Phases: 1,140

Item Number: 425979

Item TOTAL ALL Years ALL Phases All Segments: 3,536

MIAMI-DADE METROPOLITAN PLANNING ORGANIZATION
TRANSPORTATION IMPROVEMENT PROGRAM
PRIMARY STATE HIGHWAYS AND INTERMODAL



HIGHWAYS

MPO Project Num: **DT4259792**
LRTP Ref.: C-9
County: MIAMI-DADE
Roadway ID: 87090000
Lanes Exist: 3
Lanes Improved: 3
Lanes Added: 0
Project Length: 1.506
District: 06

Project Description: **SR 25/OKEECHOBEE RD.**

FROM W OF SE 7 AVENUE

TO N OF NW 36 STREET

Type of Work: **RESURFACING**

SIS or Non-SIS: **No**

Extra Description:

		Proposed Funding (in \$000s)							
PHASE :	Funding Source	<2016	2015 - 2016	2016 - 2017	2017 - 2018	2018 - 2019	2019 - 2020	>2020	All Years
PRELIMINARY ENGINEERING	DIH	40	0	0	0	0	0	0	40
PRELIMINARY ENGINEERING	ACSA	400	0	0	0	0	0	0	400
PRELIMINARY ENGINEERING	DS	9	0	0	0	0	0	0	9
	Total	449	0	0	0	0	0	0	449
CONSTRUCTION	DIH	0	0	0	11	0	0	0	11
CONSTRUCTION	DDR	0	0	0	1,936	0	0	0	1,936
	Total	0	0	0	1,947	0	0	0	1,947

RESPONSIBLE AGENCY: Florida Department of Transportation District 6

Item Segment TOTAL ALL Years ALL Phases: 2,396

Item Number: 425979

Item TOTAL ALL Years ALL Phases All Segments: 3,536

MIAMI-DADE METROPOLITAN PLANNING ORGANIZATION
TRANSPORTATION IMPROVEMENT PROGRAM
PRIMARY STATE HIGHWAYS AND INTERMODAL



HIGHWAYS

MPO Project Num: **DT4261131**
LRTP Ref.: C-9
County: MIAMI-DADE
Roadway ID: 87000443
Lanes Exist: 2
Lanes Improved: 0
Lanes Added: 0
Project Length: .006
District: 06

Project Description: **NW 34 AVENUE OVER COMFORT CANAL
(CITY OF MIAMI)**

Type of Work: **BRIDGE REPLACEMENT**

SIS or Non-SIS: **No**

Extra Description:

		Proposed Funding (in \$000s)							
PHASE :	Funding Source	<2016	2015 - 2016	2016 - 2017	2017 - 2018	2018 - 2019	2019 - 2020	>2020	All Years
PRELIMINARY ENGINEERING	ACSB	0	220	0	0	0	0	0	220
	Total	0	220	0	0	0	0	0	220
RAILROAD & UTILITIES	ACSB	0	0	0	100	0	0	0	100
	Total	0	0	0	100	0	0	0	100
CONSTRUCTION	ACSB	0	0	0	650	0	0	0	650
	Total	0	0	0	650	0	0	0	650

RESPONSIBLE AGENCY: Florida Department of Transportation District 6

Item Segment TOTAL ALL Years ALL Phases: 970

Item Number: 426113

Item TOTAL ALL Years ALL Phases All Segments: 970

MIAMI-DADE METROPOLITAN PLANNING ORGANIZATION
TRANSPORTATION IMPROVEMENT PROGRAM
PRIMARY STATE HIGHWAYS AND INTERMODAL



HIGHWAYS

MPO Project Num: **DT4273691**
LRTP Ref.: 6-11
County: MIAMI-DADE
Roadway ID: 87150000
Lanes Exist: 2
Lanes Improved: 2
Lanes Added: 2
Project Length: 3.852
District: 06

Project Description: **SR 997/KROME AVENUE**

FROM SW 296 STREET

TO S OF SW 232 STREET

Type of Work: **ADD LANES & RECONSTRUCT**

SIS or Non-SIS: **Yes**

Extra Description:

		Proposed Funding (in \$000s)							
PHASE :	Funding Source	<2016	2015 - 2016	2016 - 2017	2017 - 2018	2018 - 2019	2019 - 2020	>2020	All Years
PRELIMINARY ENGINEERING	DDR	223	100	0	0	0	0	0	323
PRELIMINARY ENGINEERING	GMR	2,717	0	0	0	0	0	0	2,717
PRELIMINARY ENGINEERING	DS	20	0	0	0	0	0	0	20
PRELIMINARY ENGINEERING	DIH	90	0	0	0	0	0	0	90
	Total	3,050	100	0	0	0	0	0	3,150
RAILROAD & UTILITIES	DDR	0	0	559	0	0	0	0	559
	Total	0	0	559	0	0	0	0	559
RIGHT OF WAY	DDR	0	0	15,353	14,100	11,100	0	0	40,553
RIGHT OF WAY	DIH	0	0	760	500	500	0	0	1,760
RIGHT OF WAY	DS	0	0	5,301	550	250	0	0	6,101
	Total	0	0	21,414	15,150	11,850	0	0	48,414
CONSTRUCTION	DDR	0	0	0	0	2,655	0	0	2,655
CONSTRUCTION	ACNP	0	0	0	0	37,581	0	0	37,581
	Total	0	0	0	0	40,236	0	0	40,236

MIAMI-DADE METROPOLITAN PLANNING ORGANIZATION
TRANSPORTATION IMPROVEMENT PROGRAM
PRIMARY STATE HIGHWAYS AND INTERMODAL



HIGHWAYS

MPO Project Num: **DT4273691**
 LRTP Ref.: 6-11
 County: MIAMI-DADE
 Roadway ID: 87150000
 Lanes Exist: 2
 Lanes Improved: 2
 Lanes Added: 2
 Project Length: 3.852
 District: 06

Project Description: **SR 997/KROME AVENUE**

FROM SW 296 STREET

TO S OF SW 232 STREET

Type of Work: **ADD LANES & RECONSTRUCT**

SIS or Non-SIS: **Yes**

Extra Description:

PHASE :

Proposed Funding (in \$000s)								
Funding Source	<2016	2015 - 2016	2016 - 2017	2017 - 2018	2018 - 2019	2019 - 2020	>2020	All Years

RESPONSIBLE AGENCY: Florida Department of Transportation District 6

Item Segment TOTAL ALL Years ALL Phases: 92,359

Item Number: 427369

Item TOTAL ALL Years ALL Phases All Segments: 200,720

MIAMI-DADE METROPOLITAN PLANNING ORGANIZATION
TRANSPORTATION IMPROVEMENT PROGRAM
PRIMARY STATE HIGHWAYS AND INTERMODAL



HIGHWAYS

MPO Project Num: **DT4273692**
LRTP Ref.: 6-11
County: **MIAMI-DADE**
Roadway ID: 87150000
Lanes Exist: 2
Lanes Improved: 2
Lanes Added: 2
Project Length: 3.017
District: 06

Project Description: **SR 997/KROME AVENUE**

FROM SW 232 STREET

**TO S OF SW 184TH
ST/EUREKA DR.**

Type of Work: **ADD LANES & RECONSTRUCT**

SIS or Non-SIS: **Yes**

Extra Description:

		Proposed Funding (in \$000s)							
PHASE :	Funding Source	<2016	2015 - 2016	2016 - 2017	2017 - 2018	2018 - 2019	2019 - 2020	>2020	All Years
CONTRACT INCENTIVES	ACNP	0	0	0	0	0	680	0	680
	Total	0	0	0	0	0	680	0	680
PRELIMINARY ENGINEERING	GMR	2,008	0	0	0	0	0	0	2,008
PRELIMINARY ENGINEERING	DIH	43	0	0	0	0	0	0	43
PRELIMINARY ENGINEERING	DS	112	0	0	0	0	0	0	112
PRELIMINARY ENGINEERING	DDR	129	0	0	0	0	0	0	129
	Total	2,293	0	0	0	0	0	0	2,293
RAILROAD & UTILITIES	DS	0	412	0	0	0	0	0	412
RAILROAD & UTILITIES	ACNP	0	0	0	800	0	0	0	800
	Total	0	412	0	800	0	0	0	1,212
RIGHT OF WAY	ACNP	0	0	15,300	5,200	0	0	0	20,500
RIGHT OF WAY	DIH	0	200	400	200	0	0	0	800
RIGHT OF WAY	DDR	0	83	0	0	0	0	0	83
RIGHT OF WAY	BNIR	0	7,782	0	0	0	0	0	7,782

MIAMI-DADE METROPOLITAN PLANNING ORGANIZATION
TRANSPORTATION IMPROVEMENT PROGRAM
PRIMARY STATE HIGHWAYS AND INTERMODAL



HIGHWAYS

MPO Project Num: **DT4273692**
LRTP Ref.: 6-11
County: MIAMI-DADE
Roadway ID: 87150000
Lanes Exist: 2
Lanes Improved: 2
Lanes Added: 2
Project Length: 3.017
District: 06

Project Description: **SR 997/KROME AVENUE**

FROM SW 232 STREET

**TO S OF SW 184TH
ST/EUREKA DR.**

Type of Work: **ADD LANES & RECONSTRUCT**

SIS or Non-SIS: **Yes**

Extra Description:

		Proposed Funding (in \$000s)							
PHASE :	Funding Source	<2016	2015 - 2016	2016 - 2017	2017 - 2018	2018 - 2019	2019 - 2020	>2020	All Years
RIGHT OF WAY	DS	0	1,718	200	200	0	0	0	2,118
	Total	0	9,783	15,900	5,600	0	0	0	31,283
CONSTRUCTION	DI	0	0	0	0	221	0	0	221
CONSTRUCTION	ACNP	0	0	0	26,215	2,855	0	0	29,070
	Total	0	0	0	26,215	3,076	0	0	29,291

RESPONSIBLE AGENCY: Florida Department of Transportation District 6

Item Segment TOTAL ALL Years ALL Phases: 64,759

Item Number: 427369

Item TOTAL ALL Years ALL Phases All Segments: 200,720

MIAMI-DADE METROPOLITAN PLANNING ORGANIZATION
TRANSPORTATION IMPROVEMENT PROGRAM
PRIMARY STATE HIGHWAYS AND INTERMODAL



HIGHWAYS

MPO Project Num: **DT4273693**
LRTP Ref.: 6-11
County: **MIAMI-DADE**
Roadway ID: 87150000
Lanes Exist: 2
Lanes Improved: 2
Lanes Added: 2
Project Length: 3.336
District: 06

Project Description: **SR 997/KROME AVENUE**

FROM SW 184 STREET

TO SOUTH OF SW 136 STREET

Type of Work: **ADD LANES & RECONSTRUCT**

SIS or Non-SIS: **Yes**

Extra Description:

PHASE :	Funding Source	Proposed Funding (in \$000s)							
		<2016	2015 - 2016	2016 - 2017	2017 - 2018	2018 - 2019	2019 - 2020	>2020	All Years
CONTRACT INCENTIVES	ACNP	0	0	0	0	0	680	0	680
	Total	0	0	0	0	0	680	0	680
PRELIMINARY ENGINEERING	DDR	1,743	0	0	0	0	0	0	1,743
PRELIMINARY ENGINEERING	DS	102	0	0	0	0	0	0	102
PRELIMINARY ENGINEERING	DIH	30	0	0	0	0	0	0	30
	Total	1,875	0	0	0	0	0	0	1,875
RAILROAD & UTILITIES	DS	0	425	0	0	0	0	0	425
	Total	0	425	0	0	0	0	0	425
RIGHT OF WAY	BNIR	0	789	0	0	0	0	0	789
RIGHT OF WAY	DIH	0	200	200	200	0	0	0	600
RIGHT OF WAY	DI	0	20	0	0	0	0	0	20
RIGHT OF WAY	ACNP	0	0	7,000	0	0	0	0	7,000
RIGHT OF WAY	DS	0	2,335	510	2,400	0	0	0	5,245
	Total	0	3,344	7,710	2,600	0	0	0	13,654

MIAMI-DADE METROPOLITAN PLANNING ORGANIZATION
TRANSPORTATION IMPROVEMENT PROGRAM
PRIMARY STATE HIGHWAYS AND INTERMODAL



HIGHWAYS

MPO Project Num: **DT4273693**
 LRTP Ref.: 6-11
 County: **MIAMI-DADE**
 Roadway ID: 87150000
 Lanes Exist: 2
 Lanes Improved: 2
 Lanes Added: 2
 Project Length: 3.336
 District: 06

Project Description: **SR 997/KROME AVENUE**

FROM SW 184 STREET

TO SOUTH OF SW 136 STREET

Type of Work: **ADD LANES & RECONSTRUCT**

SIS or Non-SIS: **Yes**

Extra Description:

		Proposed Funding (in \$000s)							
PHASE :	Funding Source	<2016	2015 - 2016	2016 - 2017	2017 - 2018	2018 - 2019	2019 - 2020	>2020	All Years
CONSTRUCTION	DDR	0	0	0	0	166	0	0	166
CONSTRUCTION	ACNP	0	0	0	21,879	2,633	0	0	24,512
CONSTRUCTION	DI	0	0	0	2,291	0	0	0	2,291
	Total	0	0	0	24,170	2,799	0	0	26,969

RESPONSIBLE AGENCY: Florida Department of Transportation District 6

Item Segment TOTAL ALL Years ALL Phases: 43,603

Item Number: 427369

Item TOTAL ALL Years ALL Phases All Segments: 200,720

MIAMI-DADE METROPOLITAN PLANNING ORGANIZATION
TRANSPORTATION IMPROVEMENT PROGRAM
PRIMARY STATE HIGHWAYS AND INTERMODAL



HIGHWAYS

MPO Project Num: **DT4274521**
LRTP Ref.: C-9
County: MIAMI-DADE
Roadway ID: 87080900
Lanes Exist: 6
Lanes Improved: 6
Lanes Added: 0
Project Length: 2.956
District: 06

Project Description: **SR 934/NW/NE 79 ST**

FROM NW 14 AVENUE

TO NORTH BAYSHORE DRIVE

Type of Work: **RESURFACING**

SIS or Non-SIS: **No**

Extra Description:

PHASE :	Funding Source	Proposed Funding (in \$000s)							
		<2016	2015 - 2016	2016 - 2017	2017 - 2018	2018 - 2019	2019 - 2020	>2020	All Years
CONTRACT INCENTIVES	SA	0	300	0	0	0	0	0	300
	Total	0	300	0	0	0	0	0	300
PRELIMINARY ENGINEERING	DDR	78	0	0	0	0	0	0	78
PRELIMINARY ENGINEERING	SU	1,168	0	0	0	0	0	0	1,168
PRELIMINARY ENGINEERING	EB	68	0	0	0	0	0	0	68
PRELIMINARY ENGINEERING	DIH	119	0	0	0	0	0	0	119
PRELIMINARY ENGINEERING	DS	5	0	0	0	0	0	0	5
	Total	1,438	0	0	0	0	0	0	1,438
RAILROAD & UTILITIES	DDR	20	0	0	0	0	0	0	20
RAILROAD & UTILITIES	LF	76	0	0	0	0	0	0	76
	Total	96	0	0	0	0	0	0	96
CONSTRUCTION	DS	25	0	0	0	0	0	0	25
CONSTRUCTION	DS	6	0	0	0	0	0	0	6
CONSTRUCTION	DDR	85	0	0	0	0	0	0	85

MIAMI-DADE METROPOLITAN PLANNING ORGANIZATION
TRANSPORTATION IMPROVEMENT PROGRAM
PRIMARY STATE HIGHWAYS AND INTERMODAL



HIGHWAYS

MPO Project Num: **DT4274521**
LRTP Ref.: C-9
County: MIAMI-DADE
Roadway ID: 87080900
Lanes Exist: 6
Lanes Improved: 6
Lanes Added: 0
Project Length: 2.956
District: 06

Project Description: **SR 934/NW/NE 79 ST**

FROM NW 14 AVENUE

TO NORTH BAYSHORE DRIVE

Type of Work: **RESURFACING**

SIS or Non-SIS: **No**

Extra Description:

		Proposed Funding (in \$000s)							
PHASE :	Funding Source	<2016	2015 - 2016	2016 - 2017	2017 - 2018	2018 - 2019	2019 - 2020	>2020	All Years
CONSTRUCTION	HSP	2,465	0	0	0	0	0	0	2,465
CONSTRUCTION	EB	765	0	0	0	0	0	0	765
CONSTRUCTION	SA	6,165	0	0	0	0	0	0	6,165
CONSTRUCTION	DDR	20	0	0	0	0	0	0	20
	Total	9,532	0	0	0	0	0	0	9,532

RESPONSIBLE AGENCY: Florida Department of Transportation District 6

Item Segment TOTAL ALL Years ALL Phases: 11,365

Item Number: 427452

Item TOTAL ALL Years ALL Phases All Segments: 11,918

MIAMI-DADE METROPOLITAN PLANNING ORGANIZATION
TRANSPORTATION IMPROVEMENT PROGRAM
PRIMARY STATE HIGHWAYS AND INTERMODAL



HIGHWAYS

MPO Project Num: **DT4274522**
LRTP Ref.: C-9
County: MIAMI-DADE
Roadway ID: 87080900
Lanes Exist: 4
Lanes Improved: 0
Lanes Added: 0
Project Length: 2.955
District: 06

Project Description: **SR 934/NW/NE 79 ST**

FROM NW 14 AVENUE

TO NORTH BAYSHORE DRIVE

Type of Work: **LANDSCAPING**

SIS or Non-SIS: **No**

Extra Description:

		Proposed Funding (in \$000s)							
PHASE :	Funding Source	<2016	2015 - 2016	2016 - 2017	2017 - 2018	2018 - 2019	2019 - 2020	>2020	All Years
PRELIMINARY ENGINEERING	DDR	71	0	0	0	0	0	0	71
PRELIMINARY ENGINEERING	DIH	10	0	0	0	0	0	0	10
PRELIMINARY ENGINEERING	DS	0	0	0	0	0	0	0	0
	Total	81	0	0	0	0	0	0	81
CONSTRUCTION	DDR	0	343	95	0	0	0	0	438
CONSTRUCTION	DIH	0	34	0	0	0	0	0	34
	Total	0	377	95	0	0	0	0	472

RESPONSIBLE AGENCY: Florida Department of Transportation District 6

Item Segment TOTAL ALL Years ALL Phases: 553

Item Number: 427452

Item TOTAL ALL Years ALL Phases All Segments: 11,918

MIAMI-DADE METROPOLITAN PLANNING ORGANIZATION
TRANSPORTATION IMPROVEMENT PROGRAM
PRIMARY STATE HIGHWAYS AND INTERMODAL



HIGHWAYS

MPO Project Num: **DT4275151**
LRTP Ref.: NA
County: MIAMI-DADE
Roadway ID: 87270000
Lanes Exist: 5
Lanes Improved: 5
Lanes Added: 0
Project Length: 1.928
District: 06

Project Description: **SR 9A/I-95 (SB)**

**FROM S OF BRDG OVER SR
922**

**TO N OF BRDG OVER
BISC.CANA**

Type of Work: **RIGID PAVEMENT REHABILITATION**

SIS or Non-SIS: **Yes**

Extra Description:

PHASE :	Funding Source	Proposed Funding (in \$000s)							
		<2016	2015 - 2016	2016 - 2017	2017 - 2018	2018 - 2019	2019 - 2020	>2020	All Years
PRELIMINARY ENGINEERING		341	0	0	0	0	0	0	341
PRELIMINARY ENGINEERING		80	0	0	0	0	0	0	80
	Total	422	0	0	0	0	0	0	422
CONSTRUCTION		95	0	0	0	0	0	0	95
CONSTRUCTION		56	0	0	0	0	0	0	56
CONSTRUCTION		7,396	0	0	0	0	0	0	7,396
	Total	7,546	0	0	0	0	0	0	7,546

RESPONSIBLE AGENCY: Florida Department of Transportation District 6

Item Segment TOTAL ALL Years ALL Phases: 7,968

Item Number: 427515

Item TOTAL ALL Years ALL Phases All Segments: 9,332

MIAMI-DADE METROPOLITAN PLANNING ORGANIZATION
TRANSPORTATION IMPROVEMENT PROGRAM
PRIMARY STATE HIGHWAYS AND INTERMODAL



HIGHWAYS

MPO Project Num: **DT4275152**
LRTP Ref.: **C-9**
County: **MIAMI-DADE**
Roadway ID: **87270510**
Lanes Exist: **2**
Lanes Improved: **2**
Lanes Added: **0**
Project Length: **.512**
District: **06**

Project Description: **SR 9A/I-95 SOUTHEND**

**FROM BISCAYNE RIVER
CANAL**

TO N.W. 125 STREET

Type of Work: **RESURFACING**

SIS or Non-SIS: **Yes**

Extra Description:

		Proposed Funding (in \$000s)							
PHASE :	Funding Source	<2016	2015 - 2016	2016 - 2017	2017 - 2018	2018 - 2019	2019 - 2020	>2020	All Years
CONTRACT INCENTIVES	SA	0	20	0	0	0	0	0	20
	Total	0	20	0	0	0	0	0	20
PRELIMINARY ENGINEERING	DDR	157	0	0	0	0	0	0	157
PRELIMINARY ENGINEERING	DIH	17	0	0	0	0	0	0	17
PRELIMINARY ENGINEERING	DS	9	0	0	0	0	0	0	9
	Total	183	0	0	0	0	0	0	183
CONSTRUCTION	ACNP	1,128	0	0	0	0	0	0	1,128
CONSTRUCTION	DDR	8	0	0	0	0	0	0	8
CONSTRUCTION	DDR	25	0	0	0	0	0	0	25
	Total	1,161	0	0	0	0	0	0	1,161

RESPONSIBLE AGENCY: Florida Department of Transportation District 6

Item Segment TOTAL ALL Years ALL Phases: **1,365**

Item Number: 427515

Item TOTAL ALL Years ALL Phases All Segments: **9,332**

MIAMI-DADE METROPOLITAN PLANNING ORGANIZATION
TRANSPORTATION IMPROVEMENT PROGRAM
PRIMARY STATE HIGHWAYS AND INTERMODAL



HIGHWAYS

MPO Project Num: **DT4276041**
LRTP Ref.: **NA**
County: **MIAMI-DADE**
Roadway ID: **87000322**
Lanes Exist: **2**
Lanes Improved: **2**
Lanes Added: **0**
Project Length: **.499**
District: **06**

Project Description: **WEST 53RD STREET**

FROM WEST 16TH AVENUE

TO WEST 12TH AVENUE

Type of Work: **FLEXIBLE PAVEMENT RECONSTRUCT.**

SIS or Non-SIS: **No**

Extra Description:

PHASE :	Funding Source	Proposed Funding (in \$000s)							
		<2016	2015 - 2016	2016 - 2017	2017 - 2018	2018 - 2019	2019 - 2020	>2020	All Years
CONSTRUCTION		1	0	0	0	0	0	0	1
CONSTRUCTION		799	0	0	0	0	0	0	799
Total		800	0	0	0	0	0	0	800

RESPONSIBLE AGENCY: Florida Department of Transportation District 6

Item Segment TOTAL ALL Years ALL Phases: 800

Item Number: 427604

Item TOTAL ALL Years ALL Phases All Segments: 2,445

MIAMI-DADE METROPOLITAN PLANNING ORGANIZATION
TRANSPORTATION IMPROVEMENT PROGRAM
PRIMARY STATE HIGHWAYS AND INTERMODAL



HIGHWAYS

MPO Project Num: **DT4276042**
 LRTP Ref.: **NA**
 County: **MIAMI-DADE**
 Roadway ID: **87000563**
 Lanes Exist: **2**
 Lanes Improved: **2**
 Lanes Added: **0**
 Project Length: **.498**
 District: **06**

Project Description: **WEST 36 AVENUE FROM WEST 76 STREET TO WEST 84 STREET**

Type of Work: **FLEXIBLE PAVEMENT RECONSTRUCT.** SIS or Non-SIS: **No**

Extra Description:

PHASE :	Funding Source	Proposed Funding (in \$000s)							
		<2016	2015 - 2016	2016 - 2017	2017 - 2018	2018 - 2019	2019 - 2020	>2020	All Years
CONSTRUCTION		1	0	0	0	0	0	0	1
CONSTRUCTION		661	0	0	0	0	0	0	661
	Total	663	0	0	0	0	0	0	663

RESPONSIBLE AGENCY: Florida Department of Transportation District 6

Item Segment TOTAL ALL Years ALL Phases: 663

Item Number: 427604

Item TOTAL ALL Years ALL Phases All Segments: 2,445

MIAMI-DADE METROPOLITAN PLANNING ORGANIZATION
TRANSPORTATION IMPROVEMENT PROGRAM
PRIMARY STATE HIGHWAYS AND INTERMODAL



HIGHWAYS

MPO Project Num: **DT4276043**
 LRTP Ref.: **NA**
 County: **MIAMI-DADE**
 Roadway ID: **87000242**
 Lanes Exist: **2**
 Lanes Improved: **2**
 Lanes Added: **0**
 Project Length: **.469**
 District: **06**

Project Description: **WEST 16 AVENUE**

FROM WEST 76 STREET

TO WEST 84 STREET

Type of Work: **RESURFACING**

SIS or Non-SIS: **No**

Extra Description:

		Proposed Funding (in \$000s)							
PHASE :	Funding Source	<2016	2015 - 2016	2016 - 2017	2017 - 2018	2018 - 2019	2019 - 2020	>2020	All Years
CONSTRUCTION		0	0	0	0	0	0	0	0
CONSTRUCTION		384	0	0	0	0	0	0	384
	Total	384	0	0	0	0	0	0	384

RESPONSIBLE AGENCY: Florida Department of Transportation District 6

Item Segment TOTAL ALL Years ALL Phases: **384**

Item Number: 427604

Item TOTAL ALL Years ALL Phases All Segments: **2,445**

MIAMI-DADE METROPOLITAN PLANNING ORGANIZATION
TRANSPORTATION IMPROVEMENT PROGRAM
PRIMARY STATE HIGHWAYS AND INTERMODAL



HIGHWAYS

MPO Project Num: **DT4276044**
LRTP Ref.: NA
County: MIAMI-DADE
Roadway ID: 87000242
Lanes Exist: 2
Lanes Improved: 2
Lanes Added: 0
Project Length: .511
District: 06

Project Description: **WEST 16TH AVENUE**

FROM WEST 68TH STREET

TO WEST 78TH STREET

Type of Work: **FLEXIBLE PAVEMENT RECONSTRUCT.**

SIS or Non-SIS: **No**

Extra Description:

		Proposed Funding (in \$000s)							
PHASE :	Funding Source	<2016	2015 - 2016	2016 - 2017	2017 - 2018	2018 - 2019	2019 - 2020	>2020	All Years
PRELIMINARY ENGINEERING		116	0	0	0	0	0	0	116
	Total	116	0	0	0	0	0	0	116

RESPONSIBLE AGENCY: Florida Department of Transportation District 6

Item Segment TOTAL ALL Years ALL Phases: 116

Item Number: 427604

Item TOTAL ALL Years ALL Phases All Segments: 2,445

MIAMI-DADE METROPOLITAN PLANNING ORGANIZATION
TRANSPORTATION IMPROVEMENT PROGRAM
PRIMARY STATE HIGHWAYS AND INTERMODAL



HIGHWAYS

MPO Project Num: **DT4276045**
LRTP Ref.: **NA**
County: **MIAMI-DADE**
Roadway ID:
Lanes Exist: **0**
Lanes Improved: **0**
Lanes Added: **0**
Project Length: **.000**
District: **06**

Project Description: **CITY OF HIALEAH/W 28 AVENUE**

FROM WEST 52 ST.

TO WEST 80 ST.

Type of Work: **SIDEWALK**

SIS or Non-SIS: **No**

Extra Description:

		Proposed Funding (in \$000s)							
PHASE :	Funding Source	<2016	2015 - 2016	2016 - 2017	2017 - 2018	2018 - 2019	2019 - 2020	>2020	All Years
PRELIMINARY ENGINEERING	ACSA	2	0	0	0	0	0	0	2
PRELIMINARY ENGINEERING	SE	40	0	0	0	0	0	0	40
	Total	42	0	0	0	0	0	0	42
CONSTRUCTION	SA	0	5	0	0	0	0	0	5
CONSTRUCTION	TALT	0	436	0	0	0	0	0	436
	Total	0	441	0	0	0	0	0	441

RESPONSIBLE AGENCY: Florida Department of Transportation District 6

Item Segment TOTAL ALL Years ALL Phases: **483**

Item Number: 427604

Item TOTAL ALL Years ALL Phases All Segments: **2,445**

MIAMI-DADE METROPOLITAN PLANNING ORGANIZATION
TRANSPORTATION IMPROVEMENT PROGRAM
PRIMARY STATE HIGHWAYS AND INTERMODAL



HIGHWAYS

MPO Project Num: **DT4276471**
 LRTP Ref.: NA
 County: MIAMI-DADE
 Roadway ID: 87120000
 Lanes Exist: 3
 Lanes Improved: 3
 Lanes Added: 0
 Project Length: .628
 District: 06

Project Description: **SR 90/SW 7 STREET**

FROM SW 2ND AVENUE

TO SW 5 AVENUE

Type of Work: **PD&E/EMO STUDY**

SIS or Non-SIS: **No**

Extra Description:

		Proposed Funding (in \$000s)							
PHASE :	Funding Source	<2016	2015 - 2016	2016 - 2017	2017 - 2018	2018 - 2019	2019 - 2020	>2020	All Years
P D & E		4	0	0	0	0	0	0	4
	Total	4	0	0	0	0	0	0	4

RESPONSIBLE AGENCY: Florida Department of Transportation District 6

Item Segment TOTAL ALL Years ALL Phases: 4

Item Number: 427647

Item TOTAL ALL Years ALL Phases All Segments: 4

MIAMI-DADE METROPOLITAN PLANNING ORGANIZATION
TRANSPORTATION IMPROVEMENT PROGRAM
PRIMARY STATE HIGHWAYS AND INTERMODAL



HIGHWAYS

MPO Project Num: **DT4276511**
LRTP Ref.: **NA**
County: **MIAMI-DADE**
Roadway ID:
Lanes Exist:
Lanes Improved:
Lanes Added:
Project Length: **2.321**
District: **06**

Project Description: **SR 986/SUNSET DR.**

FROM SW 109 PLACE

TO SW 87 AVENUE

Type of Work: **RESURFACING**

SIS or Non-SIS: **No**

Extra Description:

PHASE :	Funding Source	Proposed Funding (in \$000s)							
		<2016	2015 - 2016	2016 - 2017	2017 - 2018	2018 - 2019	2019 - 2020	>2020	All Years
PRELIMINARY ENGINEERING		370	0	0	0	0	0	0	370
	Total	370	0	0	0	0	0	0	370
RAILROAD & UTILITIES		26	0	0	0	0	0	0	26
RAILROAD & UTILITIES		20	0	0	0	0	0	0	20
	Total	46	0	0	0	0	0	0	46
RIGHT OF WAY		1	0	0	0	0	0	0	1
	Total	1	0	0	0	0	0	0	1
CONSTRUCTION		27	0	0	0	0	0	0	27
CONSTRUCTION		520	0	0	0	0	0	0	520
CONSTRUCTION		2,979	0	0	0	0	0	0	2,979
	Total	3,525	0	0	0	0	0	0	3,525

RESPONSIBLE AGENCY: Florida Department of Transportation District 6

Item Segment TOTAL ALL Years ALL Phases: **3,942**

Item Number: 427651

Item TOTAL ALL Years ALL Phases All Segments: **4,883**

MIAMI-DADE METROPOLITAN PLANNING ORGANIZATION
TRANSPORTATION IMPROVEMENT PROGRAM
PRIMARY STATE HIGHWAYS AND INTERMODAL



HIGHWAYS

MPO Project Num: **DT4276512**
 LRTP Ref.: **C-9**
 County: **MIAMI-DADE**
 Roadway ID:
 Lanes Exist:
 Lanes Improved:
 Lanes Added:
 Project Length: **.318**
 District: **06**

Project Description: **SR 986/SW 72 STREET**

FROM EAST OF SW 87 COURT TO WEST OF SW 84 PLACE

Type of Work: **RESURFACING**

SIS or Non-SIS: **No**

Extra Description:

		Proposed Funding (in \$000s)							
PHASE :	Funding Source	<2016	2015 - 2016	2016 - 2017	2017 - 2018	2018 - 2019	2019 - 2020	>2020	All Years
PRELIMINARY ENGINEERING	DIH	25	0	0	0	0	0	0	25
PRELIMINARY ENGINEERING	DS	150	0	0	0	0	0	0	150
	Total	175	0	0	0	0	0	0	175
CONSTRUCTION	SA	0	0	617	0	0	0	0	617
CONSTRUCTION	DIH	0	0	38	0	0	0	0	38
CONSTRUCTION	DDR	0	0	21	0	0	0	0	21
CONSTRUCTION	DS	0	0	89	0	0	0	0	89
	Total	0	0	765	0	0	0	0	765

RESPONSIBLE AGENCY: Florida Department of Transportation District 6

Item Segment TOTAL ALL Years ALL Phases: **940**

Item Number: 427651

Item TOTAL ALL Years ALL Phases All Segments: **4,883**

MIAMI-DADE METROPOLITAN PLANNING ORGANIZATION
TRANSPORTATION IMPROVEMENT PROGRAM
PRIMARY STATE HIGHWAYS AND INTERMODAL



HIGHWAYS

MPO Project Num: **DT4278491**
 LRTP Ref.: C-9
 County: DIST/ST-WIDE
 Roadway ID:
 Lanes Exist: 0
 Lanes Improved: 0
 Lanes Added: 0
 Project Length: .000
 District: 06

Project Description: **D/W PROPERTY MGMT. ASBESTOS
CONSULT ABATEMNT AND DEMOLITION
SERVICES**

Type of Work: **RIGHT OF WAY ACTIVITIES**

SIS or Non-SIS: **No**

Extra Description:

		Proposed Funding (in \$000s)							
PHASE :	Funding Source	<2016	2015 - 2016	2016 - 2017	2017 - 2018	2018 - 2019	2019 - 2020	>2020	All Years
RIGHT OF WAY	DIH	194	5	5	5	5	5	0	219
RIGHT OF WAY	DS	131	25	25	25	25	25	0	256
	Total	325	30	30	30	30	30	0	475

RESPONSIBLE AGENCY: Florida Department of Transportation District 6

Item Segment TOTAL ALL Years ALL Phases: 475

Item Number: 427849

Item TOTAL ALL Years ALL Phases All Segments: 475

MIAMI-DADE METROPOLITAN PLANNING ORGANIZATION
TRANSPORTATION IMPROVEMENT PROGRAM
PRIMARY STATE HIGHWAYS AND INTERMODAL



HIGHWAYS

MPO Project Num: **DT4282781**
LRTP Ref.: NA
County: MIAMI-DADE
Roadway ID: 87250000
Lanes Exist: 4
Lanes Improved: 0
Lanes Added: 0
Project Length: .057
District: 06

Project Description: **SR 944/NW 54 STREET**

FROM SR 7/NW 7 AVENUE

TO NW 6TH COURT

Type of Work: **INTERSECTION IMPROVEMENT**

SIS or Non-SIS: **No**

Extra Description:

PHASE :	Funding Source	Proposed Funding (in \$000s)							
		<2016	2015 - 2016	2016 - 2017	2017 - 2018	2018 - 2019	2019 - 2020	>2020	All Years
PRELIMINARY ENGINEERING		51	0	0	0	0	0	0	51
PRELIMINARY ENGINEERING		105	0	0	0	0	0	0	105
	Total	157	0	0	0	0	0	0	157
CONSTRUCTION		9	0	0	0	0	0	0	9
CONSTRUCTION		7	0	0	0	0	0	0	7
CONSTRUCTION		321	0	0	0	0	0	0	321
	Total	337	0	0	0	0	0	0	337

RESPONSIBLE AGENCY: Florida Department of Transportation District 6

Item Segment TOTAL ALL Years ALL Phases: 494

Item Number: 428278

Item TOTAL ALL Years ALL Phases All Segments: 3,724

MIAMI-DADE METROPOLITAN PLANNING ORGANIZATION
TRANSPORTATION IMPROVEMENT PROGRAM
PRIMARY STATE HIGHWAYS AND INTERMODAL



HIGHWAYS

MPO Project Num: **DT4282782**
LRTP Ref.: C-9
County: MIAMI-DADE
Roadway ID: 87250000
Lanes Exist: 4
Lanes Improved: 4
Lanes Added: 0
Project Length: 1.325
District: 06

Project Description: **SR 944/NW/NE 54TH ST**

FROM E OF NW 7 AVENUE

TO BISCAYNE BOULEVARD

Type of Work: **RESURFACING**

SIS or Non-SIS: **No**

Extra Description:

		Proposed Funding (in \$000s)							
PHASE :	Funding Source	<2016	2015 - 2016	2016 - 2017	2017 - 2018	2018 - 2019	2019 - 2020	>2020	All Years
PRELIMINARY ENGINEERING	ACSA	405	0	0	0	0	0	0	405
PRELIMINARY ENGINEERING	DIH	40	0	0	0	0	0	0	40
	Total	445	0	0	0	0	0	0	445
CONSTRUCTION	DIH	0	0	104	0	0	0	0	104
CONSTRUCTION	DS	0	0	253	0	0	0	0	253
CONSTRUCTION	SA	0	0	1,855	0	0	0	0	1,855
	Total	0	0	2,212	0	0	0	0	2,212

RESPONSIBLE AGENCY: Florida Department of Transportation District 6

Item Segment TOTAL ALL Years ALL Phases: 2,657

Item Number: 428278

Item TOTAL ALL Years ALL Phases All Segments: 3,724

MIAMI-DADE METROPOLITAN PLANNING ORGANIZATION
TRANSPORTATION IMPROVEMENT PROGRAM
PRIMARY STATE HIGHWAYS AND INTERMODAL



HIGHWAYS

MPO Project Num: **DT4282783**
LRTP Ref.: C-9
County: MIAMI-DADE
Roadway ID: 87250000
Lanes Exist: 0
Lanes Improved: 0
Lanes Added: 0
Project Length: .818
District: 06

Project Description: **SR 944/NW 54 STREET**

FROM NW 6TH AVENUE

TO NW 1ST AVENUE

Type of Work: **INTERSECTION IMPROVEMENT**

SIS or Non-SIS: **No**

Extra Description:

		Proposed Funding (in \$000s)							
PHASE :	Funding Source	<2016	2015 - 2016	2016 - 2017	2017 - 2018	2018 - 2019	2019 - 2020	>2020	All Years
PRELIMINARY ENGINEERING	DIH	10	0	0	0	0	0	0	10
PRELIMINARY ENGINEERING	HSP	109	0	0	0	0	0	0	109
	Total	119	0	0	0	0	0	0	119
CONSTRUCTION	DIH	0	0	21	0	0	0	0	21
CONSTRUCTION	HSP	0	0	417	0	0	0	0	417
CONSTRUCTION	DS	0	0	16	0	0	0	0	16
	Total	0	0	454	0	0	0	0	454

RESPONSIBLE AGENCY: Florida Department of Transportation District 6

Item Segment TOTAL ALL Years ALL Phases: 573

Item Number: 428278

Item TOTAL ALL Years ALL Phases All Segments: 3,724

MIAMI-DADE METROPOLITAN PLANNING ORGANIZATION
TRANSPORTATION IMPROVEMENT PROGRAM
PRIMARY STATE HIGHWAYS AND INTERMODAL



HIGHWAYS

MPO Project Num: **DT4283581**
LRTP Ref.: 6-10
County: MIAMI-DADE
Roadway ID: 87260000
Lanes Exist: 8
Lanes Improved: 8
Lanes Added: 0
Project Length: 3.922
District: 06

Project Description: **SR 826/PALMETTO EXPY - SR 826
EASTBOUND RAMP**

TO SR 9A/I-95 NORTHBOUND

Type of Work: **INTERCHANGE RAMP (NEW)**

SIS or Non-SIS: **Yes**

Extra Description:

PHASE :	Funding Source	Proposed Funding (in \$000s)							
		<2016	2015 - 2016	2016 - 2017	2017 - 2018	2018 - 2019	2019 - 2020	>2020	All Years
P D & E	PKYI	236	0	0	0	0	0	0	236
P D & E	ACEN	2,371	0	0	0	0	0	0	2,371
P D & E	ACNP	254	0	0	0	0	0	0	254
P D & E	DIH	171	0	0	0	0	0	0	171
P D & E	NHPP	835	0	0	0	0	0	0	835
P D & E	EBNH	91	0	0	0	0	0	0	91
	Total	3,958	0	0	0	0	0	0	3,958
PRELIMINARY ENGINEERING	DI	6,500	0	0	0	0	0	0	6,500
PRELIMINARY ENGINEERING	ACNP	632	0	0	0	0	0	0	632
PRELIMINARY ENGINEERING	DS	85	0	0	0	0	0	0	85
PRELIMINARY ENGINEERING	PKYI	3,854	0	0	0	0	0	0	3,854
PRELIMINARY ENGINEERING	PKYI	27	0	0	0	0	0	0	27
PRELIMINARY ENGINEERING	DIH	1	0	0	0	0	0	0	1
	Total	11,099	0	0	0	0	0	0	11,099

MIAMI-DADE METROPOLITAN PLANNING ORGANIZATION
TRANSPORTATION IMPROVEMENT PROGRAM
PRIMARY STATE HIGHWAYS AND INTERMODAL



HIGHWAYS

MPO Project Num: **DT4283581**
LRTP Ref.: 6-10
County: MIAMI-DADE
Roadway ID: 87260000
Lanes Exist: 8
Lanes Improved: 8
Lanes Added: 0
Project Length: 3.922
District: 06

Project Description: **SR 826/PALMETTO EXPY - SR 826
EASTBOUND RAMP**

TO SR 9A/I-95 NORTHBOUND

Type of Work: **INTERCHANGE RAMP (NEW)**

SIS or Non-SIS: **Yes**

Extra Description:

PHASE :	Funding Source	Proposed Funding (in \$000s)							
		<2016	2015 - 2016	2016 - 2017	2017 - 2018	2018 - 2019	2019 - 2020	>2020	All Years
RAILROAD & UTILITIES	DI	500	0	0	0	0	0	0	500
	Total	500	0	0	0	0	0	0	500
RIGHT OF WAY	PKYI	1	0	0	0	0	0	0	1
RIGHT OF WAY	BNIR	11,822	0	0	0	0	0	0	11,822
RIGHT OF WAY	DI	7,732	0	6,075	4,550	570	0	0	18,927
RIGHT OF WAY	DDR	70	0	0	0	0	0	0	70
RIGHT OF WAY	DS	237	110	0	0	0	0	0	347
RIGHT OF WAY	DIH	120	41	0	0	0	0	0	161
	Total	19,982	151	6,075	4,550	570	0	0	31,328
CONSTRUCTION	STED	0	0	0	0	0	0	17,098	17,098
CONSTRUCTION	ACNP	0	0	0	0	0	0	84,902	84,902
CONSTRUCTION	DI	0	0	0	0	0	0	5,000	5,000
	Total	0	0	0	0	0	0	107,000	107,000

RESPONSIBLE AGENCY: Florida Department of Transportation District 6

Item Segment TOTAL ALL Years ALL Phases: 153,885

Item Number: 428358

Item TOTAL ALL Years ALL Phases All Segments: 582,671

MIAMI-DADE METROPOLITAN PLANNING ORGANIZATION
TRANSPORTATION IMPROVEMENT PROGRAM
PRIMARY STATE HIGHWAYS AND INTERMODAL



HIGHWAYS

MPO Project Num: **DT4283582**
LRTP Ref.: 6-18
County: MIAMI-DADE
Roadway ID: 87260000
Lanes Exist: 4
Lanes Improved: 4
Lanes Added: 0
Project Length: 1.405
District: 06

Project Description: **SR 826/PALMETTO XWAY**

FROM NW 17 AVENUE

**TO GOLDEN GLADES
INTERCHG**

Type of Work: **ROAD RECONST/REPAIR/OVERLAY**

SIS or Non-SIS: **Yes**

Extra Description:

		Proposed Funding (in \$000s)							
PHASE :	Funding Source	<2016	2015 - 2016	2016 - 2017	2017 - 2018	2018 - 2019	2019 - 2020	>2020	All Years
RAILROAD & UTILITIES	ACNP	0	0	0	0	0	0	1,564	1,564
	Total	0	0	0	0	0	0	1,564	1,564
CONSTRUCTION	SU	0	0	0	0	0	0	6,285	6,285
CONSTRUCTION	DIH	0	0	0	0	0	0	682	682
CONSTRUCTION	ACNP	0	0	0	0	0	0	89,531	89,531
	Total	0	0	0	0	0	0	96,498	96,498

RESPONSIBLE AGENCY: Florida Department of Transportation District 6

Item Segment TOTAL ALL Years ALL Phases: 98,062

Item Number: 428358

Item TOTAL ALL Years ALL Phases All Segments: 582,671

MIAMI-DADE METROPOLITAN PLANNING ORGANIZATION
TRANSPORTATION IMPROVEMENT PROGRAM
PRIMARY STATE HIGHWAYS AND INTERMODAL



HIGHWAYS

MPO Project Num: **DT4283583**
LRTP Ref.: 6-18
County: MIAMI-DADE
Roadway ID: 87260902
Lanes Exist: 8
Lanes Improved: 8
Lanes Added: 1
Project Length: 2.15
District: 06

Project Description: **SR 826/PALMETTO XWAY**

**FROM W. OF NW 17TH
AVENUE**

TO I-95

Type of Work: **ADD LANES & RECONSTRUCT**

SIS or Non-SIS: **Yes**

Extra Description:

		Proposed Funding (in \$000s)							
PHASE :	Funding Source	<2016	2015 - 2016	2016 - 2017	2017 - 2018	2018 - 2019	2019 - 2020	>2020	All Years
PRELIMINARY ENGINEERING	DIH	0	0	0	0	0	200	0	200
PRELIMINARY ENGINEERING	SU	0	0	0	0	0	17,000	0	17,000
	Total	0	0	0	0	0	17,200	0	17,200
RAILROAD & UTILITIES	DI	0	0	0	0	0	0	2,877	2,877
	Total	0	0	0	0	0	0	2,877	2,877
CONSTRUCTION	DI	0	0	0	0	0	0	86,663	86,663
CONSTRUCTION	DIH	0	0	0	0	0	0	1,390	1,390
CONSTRUCTION	SU	0	0	0	0	0	0	7,997	7,997
CONSTRUCTION	ACNP	0	0	0	0	0	0	104,181	104,181
	Total	0	0	0	0	0	0	200,231	200,231

RESPONSIBLE AGENCY: Florida Department of Transportation District 6

Item Segment TOTAL ALL Years ALL Phases: 220,308

Item Number: 428358

Item TOTAL ALL Years ALL Phases All Segments: 582,671

MIAMI-DADE METROPOLITAN PLANNING ORGANIZATION
TRANSPORTATION IMPROVEMENT PROGRAM
PRIMARY STATE HIGHWAYS AND INTERMODAL



HIGHWAYS

MPO Project Num: **DT4283584**
 LRTP Ref.: 6-10
 County: MIAMI-DADE
 Roadway ID:
 Lanes Exist:
 Lanes Improved:
 Lanes Added:
 Project Length: .789
 District: 06

Project Description: **GGI INTERCHANGE VARIOUS RAMP
RECONSTRUCTION**

Type of Work: **INTERCHANGE RAMP (NEW)**

SIS or Non-SIS: **Yes**

Extra Description:

		Proposed Funding (in \$000s)							
PHASE :	Funding Source	<2016	2015 - 2016	2016 - 2017	2017 - 2018	2018 - 2019	2019 - 2020	>2020	All Years
PRELIMINARY ENGINEERING	DIH	0	0	0	0	0	150	0	150
PRELIMINARY ENGINEERING	SU	0	0	0	0	0	4,174	0	4,174
	Total	0	0	0	0	0	4,324	0	4,324

RESPONSIBLE AGENCY: Florida Department of Transportation District 6

Item Segment TOTAL ALL Years ALL Phases: 4,324

Item Number: 428358

Item TOTAL ALL Years ALL Phases All Segments: 582,671

MIAMI-DADE METROPOLITAN PLANNING ORGANIZATION
TRANSPORTATION IMPROVEMENT PROGRAM
PRIMARY STATE HIGHWAYS AND INTERMODAL



HIGHWAYS

MPO Project Num: **DT4283585**
LRTP Ref.: 6-18
County: MIAMI-DADE
Roadway ID: 87270000
Lanes Exist: 4
Lanes Improved: 4
Lanes Added: 0
Project Length: 2.235
District: 06

Project Description: **SR 9A/I-95**

**FROM BISCAYNE RIVER
CANAL**

TO SR 860/MIAMI GARDEN DR

Type of Work: **WIDEN/RESURFACE EXIST LANES**

SIS or Non-SIS: **Yes**

Extra Description:

		Proposed Funding (in \$000s)							
PHASE :	Funding Source	<2016	2015 - 2016	2016 - 2017	2017 - 2018	2018 - 2019	2019 - 2020	>2020	All Years
PRELIMINARY ENGINEERING	DIH	0	0	0	0	0	100	0	100
PRELIMINARY ENGINEERING	SU	0	0	0	0	0	2,691	0	2,691
	Total	0	0	0	0	0	2,791	0	2,791
RAILROAD & UTILITIES	ACNP	0	0	0	0	0	0	1,402	1,402
	Total	0	0	0	0	0	0	1,402	1,402
CONSTRUCTION	ACNP	0	0	0	0	0	0	30,153	30,153
	Total	0	0	0	0	0	0	30,153	30,153

RESPONSIBLE AGENCY: Florida Department of Transportation District 6

Item Segment TOTAL ALL Years ALL Phases: 34,346

Item Number: 428358

Item TOTAL ALL Years ALL Phases All Segments: 582,671

MIAMI-DADE METROPOLITAN PLANNING ORGANIZATION
TRANSPORTATION IMPROVEMENT PROGRAM
PRIMARY STATE HIGHWAYS AND INTERMODAL



HIGHWAYS

MPO Project Num: **DT4283587**
LRTP Ref.: 6-18
County: MIAMI-DADE
Roadway ID: 87270000
Lanes Exist: 4
Lanes Improved: 4
Lanes Added: 0
Project Length: 1.708
District: 06

Project Description: **SR 9/I-95**

**FROM SR 916/OPALOCKA
BLVD**

TO GOLDEN GLADES INTCHG

Type of Work: **FLEXIBLE PAVEMENT RECONSTRUCT.**

SIS or Non-SIS: **Yes**

Extra Description:

		Proposed Funding (in \$000s)							
PHASE :	Funding Source	<2016	2015 - 2016	2016 - 2017	2017 - 2018	2018 - 2019	2019 - 2020	>2020	All Years
PRELIMINARY ENGINEERING	DDR	0	0	0	0	0	3,522	0	3,522
PRELIMINARY ENGINEERING	DIH	0	0	0	0	0	150	0	150
	Total	0	0	0	0	0	3,672	0	3,672
RAILROAD & UTILITIES	DI	0	0	0	0	0	0	800	800
	Total	0	0	0	0	0	0	800	800
CONSTRUCTION	DIH	0	0	0	0	0	0	430	430
CONSTRUCTION	ACNP	0	0	0	0	0	0	19,000	19,000
CONSTRUCTION	STED	0	0	0	0	0	0	42,998	42,998
	Total	0	0	0	0	0	0	62,428	62,428

RESPONSIBLE AGENCY: Florida Department of Transportation District 6

Item Segment TOTAL ALL Years ALL Phases: 66,900

Item Number: 428358

Item TOTAL ALL Years ALL Phases All Segments: 582,671

MIAMI-DADE METROPOLITAN PLANNING ORGANIZATION
TRANSPORTATION IMPROVEMENT PROGRAM
PRIMARY STATE HIGHWAYS AND INTERMODAL



HIGHWAYS

MPO Project Num: **DT4283588**
LRTP Ref.: C-9
County: MIAMI-DADE
Roadway ID: 87140000
Lanes Exist: 2
Lanes Improved: 2
Lanes Added: 0
Project Length: 1.317
District: 06

Project Description: **SR 826 CONNECTOR AT GOLDEN
GLADES INTERCHG AND VARIOUS
RAMPS**

Type of Work: **FLEXIBLE PAVEMENT RECONSTRUCT.** SIS or Non-SIS: **Yes**

Extra Description:

		Proposed Funding (in \$000s)							
PHASE :	Funding Source	<2016	2015 - 2016	2016 - 2017	2017 - 2018	2018 - 2019	2019 - 2020	>2020	All Years
PRELIMINARY ENGINEERING	DDR	2,000	0	0	0	0	0	0	2,000
PRELIMINARY ENGINEERING	DIH	100	0	0	0	0	0	0	100
	Total	2,100	0	0	0	0	0	0	2,100
RIGHT OF WAY	DS	0	0	55	21	0	0	0	76
RIGHT OF WAY	DIH	0	0	10	0	0	0	0	10
RIGHT OF WAY	ACNP	0	0	2,000	660	0	0	0	2,660
	Total	0	0	2,065	681	0	0	0	2,746

RESPONSIBLE AGENCY: Florida Department of Transportation District 6

Item Segment TOTAL ALL Years ALL Phases: 4,846

Item Number: 428358

Item TOTAL ALL Years ALL Phases All Segments: 582,671

MIAMI-DADE METROPOLITAN PLANNING ORGANIZATION
TRANSPORTATION IMPROVEMENT PROGRAM
PRIMARY STATE HIGHWAYS AND INTERMODAL



HIGHWAYS

MPO Project Num: **DT4284791**
LRTP Ref.: **NA**
County: **MIAMI-DADE**
Roadway ID:
Lanes Exist:
Lanes Improved:
Lanes Added:
Project Length: **.350**
District: **06**

Project Description: **SR 976/SW 40 STREET FROM W. OF SW 38 AVE TO SR 5/US-1**

Type of Work: **RESURFACING - RIDE ONLY** SIS or Non-SIS: **No**

Extra Description:

PHASE :	Funding Source	Proposed Funding (in \$000s)							
		<2016	2015 - 2016	2016 - 2017	2017 - 2018	2018 - 2019	2019 - 2020	>2020	All Years
PRELIMINARY ENGINEERING		21	0	0	0	0	0	0	21
	Total	21	0	0	0	0	0	0	21
RAILROAD & UTILITIES		3	0	0	0	0	0	0	3
	Total	3	0	0	0	0	0	0	3
CONSTRUCTION		217	0	0	0	0	0	0	217
	Total	217	0	0	0	0	0	0	217

RESPONSIBLE AGENCY: **Florida Department of Transportation District 6**

Item Segment **TOTAL ALL Years ALL Phases:** **240**

Item Number: **428479** Item **TOTAL ALL Years ALL Phases All Segments:** **708**

MIAMI-DADE METROPOLITAN PLANNING ORGANIZATION
TRANSPORTATION IMPROVEMENT PROGRAM
PRIMARY STATE HIGHWAYS AND INTERMODAL



HIGHWAYS

MPO Project Num: **DT4284792**
LRTP Ref.: **C-9**
County: **MIAMI-DADE**
Roadway ID:
Lanes Exist:
Lanes Improved:
Lanes Added:
Project Length: **.366**
District: **06**

Project Description: **SR 976/SW 40 STREET**

FROM EAST OF SW 38 COURT TO US-1/S DIXIE HIGHWAY

Type of Work: **RESURFACING - RIDE ONLY**

SIS or Non-SIS: **No**

Extra Description:

		Proposed Funding (in \$000s)							
PHASE :	Funding Source	<2016	2015 - 2016	2016 - 2017	2017 - 2018	2018 - 2019	2019 - 2020	>2020	All Years
PRELIMINARY ENGINEERING	DIH	50	0	0	0	0	0	0	50
PRELIMINARY ENGINEERING	DS	24	0	0	0	0	0	0	24
	Total	74	0	0	0	0	0	0	74
CONSTRUCTION	DIH	0	0	0	5	0	0	0	5
CONSTRUCTION	DS	0	0	0	76	0	0	0	76
CONSTRUCTION	NHRE	0	0	0	313	0	0	0	313
	Total	0	0	0	394	0	0	0	394

RESPONSIBLE AGENCY: Florida Department of Transportation District 6

Item Segment TOTAL ALL Years ALL Phases: **468**

Item Number: 428479

Item TOTAL ALL Years ALL Phases All Segments: **708**

MIAMI-DADE METROPOLITAN PLANNING ORGANIZATION
TRANSPORTATION IMPROVEMENT PROGRAM
PRIMARY STATE HIGHWAYS AND INTERMODAL



HIGHWAYS

MPO Project Num: **DT4284871**
LRTP Ref.: **NA**
County: **MIAMI-DADE**
Roadway ID: **87020001**
Lanes Exist: **3**
Lanes Improved: **3**
Lanes Added: **0**
Project Length: **1.080**
District: **06**

Project Description: **SR 5/US-1/S. DIXIE**

FROM N OF SW 168 STREET TO SW 183 STREET/SB ONLY

Type of Work: **RESURFACING**

SIS or Non-SIS: **No**

Extra Description:

PHASE :	Funding Source	Proposed Funding (in \$000s)							
		<2016	2015 - 2016	2016 - 2017	2017 - 2018	2018 - 2019	2019 - 2020	>2020	All Years
PRELIMINARY ENGINEERING		240	0	0	0	0	0	0	240
	Total	240	0	0	0	0	0	0	240
RAILROAD & UTILITIES		7	0	0	0	0	0	0	7
	Total	7	0	0	0	0	0	0	7
CONSTRUCTION		814	0	0	0	0	0	0	814
	Total	814	0	0	0	0	0	0	814

RESPONSIBLE AGENCY: **Florida Department of Transportation District 6**

Item Segment **TOTAL ALL Years ALL Phases:** **1,062**

Item Number: **428487**

Item **TOTAL ALL Years ALL Phases All Segments:** **2,812**

MIAMI-DADE METROPOLITAN PLANNING ORGANIZATION
TRANSPORTATION IMPROVEMENT PROGRAM
PRIMARY STATE HIGHWAYS AND INTERMODAL



HIGHWAYS

MPO Project Num: **DT4284872**
LRTP Ref.: C-9
County: MIAMI-DADE
Roadway ID: 87020000
Lanes Exist: 3
Lanes Improved: 3
Lanes Added: 0
Project Length: 1.028
District: 06

Project Description: **SR 5/US-1/S. DIXIE**

FROM N OF SW 184 STREET TO S OF SW 168 STREET

Type of Work: **RESURFACING**

SIS or Non-SIS: **No**

Extra Description:

		Proposed Funding (in \$000s)							
PHASE :	Funding Source	<2016	2015 - 2016	2016 - 2017	2017 - 2018	2018 - 2019	2019 - 2020	>2020	All Years
PRELIMINARY ENGINEERING	DS	285	0	0	0	0	0	0	285
PRELIMINARY ENGINEERING	DIH	25	0	0	0	0	0	0	25
	Total	310	0	0	0	0	0	0	310
CONSTRUCTION	DIH	0	0	0	16	0	0	0	16
CONSTRUCTION	DDR	0	0	0	694	0	0	0	694
CONSTRUCTION	DS	0	0	0	731	0	0	0	731
	Total	0	0	0	1,441	0	0	0	1,441

RESPONSIBLE AGENCY: Florida Department of Transportation District 6

Item Segment TOTAL ALL Years ALL Phases: 1,751

Item Number: 428487

Item TOTAL ALL Years ALL Phases All Segments: 2,812

MIAMI-DADE METROPOLITAN PLANNING ORGANIZATION
TRANSPORTATION IMPROVEMENT PROGRAM
PRIMARY STATE HIGHWAYS AND INTERMODAL



HIGHWAYS

MPO Project Num: **DT4290141**
LRTP Ref.: C-9
County: MIAMI-DADE
Roadway ID: 87002000
Lanes Exist: 7
Lanes Improved: 0
Lanes Added: 0
Project Length: .295
District: 06

Project Description: **SR 823/NW 57 AVENUE**

**AT NW 138 STREET
INTERSECTION
IMPROVEMENT**

Type of Work: **INTERSECTION IMPROVEMENT**

SIS or Non-SIS: **No**

Extra Description:

PHASE :	Funding Source	Proposed Funding (in \$000s)							
		<2016	2015 - 2016	2016 - 2017	2017 - 2018	2018 - 2019	2019 - 2020	>2020	All Years
CONTRACT INCENTIVES	SA	0	0	40	0	0	0	0	40
	Total	0	0	40	0	0	0	0	40
PRELIMINARY ENGINEERING	DIH	63	0	0	0	0	0	0	63
PRELIMINARY ENGINEERING	HSP	165	0	0	0	0	0	0	165
PRELIMINARY ENGINEERING	DS	4	0	0	0	0	0	0	4
PRELIMINARY ENGINEERING	DDR	9	0	0	0	0	0	0	9
	Total	241	0	0	0	0	0	0	241
RAILROAD & UTILITIES	LF	2,979	0	0	0	0	0	0	2,979
	Total	2,979	0	0	0	0	0	0	2,979
RIGHT OF WAY	DIH	7	0	0	0	0	0	0	7
	Total	7	0	0	0	0	0	0	7
CONSTRUCTION	ACSA	89	0	0	0	0	0	0	89
CONSTRUCTION	LF	353	0	0	0	0	0	0	353
CONSTRUCTION	LF	40	0	0	0	0	0	0	40

MIAMI-DADE METROPOLITAN PLANNING ORGANIZATION
TRANSPORTATION IMPROVEMENT PROGRAM
PRIMARY STATE HIGHWAYS AND INTERMODAL



HIGHWAYS

MPO Project Num: **DT4290141**
LRTP Ref.: C-9
County: MIAMI-DADE
Roadway ID: 87002000
Lanes Exist: 7
Lanes Improved: 0
Lanes Added: 0
Project Length: .295
District: 06

Project Description: **SR 823/NW 57 AVENUE**

**AT NW 138 STREET
INTERSECTION
IMPROVEMENT**

Type of Work: **INTERSECTION IMPROVEMENT**

SIS or Non-SIS: **No**

Extra Description:

		Proposed Funding (in \$000s)							
PHASE :	Funding Source	<2016	2015 - 2016	2016 - 2017	2017 - 2018	2018 - 2019	2019 - 2020	>2020	All Years
CONSTRUCTION	HSP	858	0	0	0	0	0	0	858
CONSTRUCTION	DS	19	0	0	0	0	0	0	19
CONSTRUCTION	DIH	7	0	0	0	0	0	0	7
CONSTRUCTION	SA	263	0	0	0	0	0	0	263
Total		1,629	0	0	0	0	0	0	1,629

RESPONSIBLE AGENCY: Florida Department of Transportation District 6

Item Segment TOTAL ALL Years ALL Phases: 4,896

Item Number: 429014

Item TOTAL ALL Years ALL Phases All Segments: 4,896

MIAMI-DADE METROPOLITAN PLANNING ORGANIZATION
TRANSPORTATION IMPROVEMENT PROGRAM
PRIMARY STATE HIGHWAYS AND INTERMODAL



HIGHWAYS

MPO Project Num: **DT4290221**
LRTP Ref.: C-9
County: MIAMI-DADE
Roadway ID: 87066000
Lanes Exist: 4
Lanes Improved: 0
Lanes Added: 0
Project Length: .689
District: 06

Project Description: **SR 922/NW 125 STREET**

FROM NW 6 AVENUE

TO NE MIAMI COURT

Type of Work: **INTERSECTION IMPROVEMENT**

SIS or Non-SIS: **No**

Extra Description:

		Proposed Funding (in \$000s)							
PHASE :	Funding Source	<2016	2015 - 2016	2016 - 2017	2017 - 2018	2018 - 2019	2019 - 2020	>2020	All Years
PRELIMINARY ENGINEERING	DIH	17	0	0	0	0	0	0	17
PRELIMINARY ENGINEERING	DDR	50	0	0	0	0	0	0	50
PRELIMINARY ENGINEERING	DS	260	0	0	0	0	0	0	260
	Total	327	0	0	0	0	0	0	327
RIGHT OF WAY	DIH	5	124	100	95	0	0	0	324
RIGHT OF WAY	DS	470	716	2,334	100	0	0	0	3,620
RIGHT OF WAY	HSP	0	1,417	0	0	0	0	0	1,417
	Total	475	2,257	2,434	195	0	0	0	5,361
CONSTRUCTION	DIH	0	0	0	5	0	0	0	5
CONSTRUCTION	HSP	0	0	0	1,551	162	0	0	1,713
	Total	0	0	0	1,556	162	0	0	1,718

RESPONSIBLE AGENCY: Florida Department of Transportation District 6

Item Segment TOTAL ALL Years ALL Phases: 7,406

Item Number: 429022

Item TOTAL ALL Years ALL Phases All Segments: 8,348

MIAMI-DADE METROPOLITAN PLANNING ORGANIZATION
TRANSPORTATION IMPROVEMENT PROGRAM
PRIMARY STATE HIGHWAYS AND INTERMODAL



HIGHWAYS

MPO Project Num: **DT4290222**
LRTP Ref.: C-9
County: MIAMI-DADE
Roadway ID: 87066000
Lanes Exist: 4
Lanes Improved: 4
Lanes Added: 0
Project Length: .100
District: 06

Project Description: **SR 922/NW 125 STREET**

FROM NW 6 COURT

TO NW 6 AVENUE

Type of Work: **INTERSECTION IMPROVEMENT**

SIS or Non-SIS: **No**

Extra Description:

		Proposed Funding (in \$000s)							
PHASE :	Funding Source	<2016	2015 - 2016	2016 - 2017	2017 - 2018	2018 - 2019	2019 - 2020	>2020	All Years
PRELIMINARY ENGINEERING	DIH	20	0	0	0	0	0	0	20
PRELIMINARY ENGINEERING	DS	14	0	0	0	0	0	0	14
	Total	34	0	0	0	0	0	0	34
CONSTRUCTION	DS	0	0	0	11	0	0	0	11
CONSTRUCTION	DIH	0	0	0	22	0	0	0	22
CONSTRUCTION	HSP	0	0	0	764	111	0	0	875
	Total	0	0	0	797	111	0	0	908

RESPONSIBLE AGENCY: Florida Department of Transportation District 6

Item Segment TOTAL ALL Years ALL Phases: 942

Item Number: 429022

Item TOTAL ALL Years ALL Phases All Segments: 8,348

MIAMI-DADE METROPOLITAN PLANNING ORGANIZATION
TRANSPORTATION IMPROVEMENT PROGRAM
PRIMARY STATE HIGHWAYS AND INTERMODAL



HIGHWAYS

MPO Project Num: **DT4290371**
LRTP Ref.: C-9
County: MIAMI-DADE
Roadway ID: 87120000
Lanes Exist: 3
Lanes Improved: 0
Lanes Added: 0
Project Length: .417
District: 06

Project Description: **SR 90/SW 8 & SW 7 ST**

**AT SW 4 AVENUE AND AT SW
3 AVENUE**

Type of Work: **INTERSECTION IMPROVEMENT**

SIS or Non-SIS: **No**

Extra Description:

		Proposed Funding (in \$000s)							
PHASE :	Funding Source	<2016	2015 - 2016	2016 - 2017	2017 - 2018	2018 - 2019	2019 - 2020	>2020	All Years
PRELIMINARY ENGINEERING	DIH	0	0	0	0	18	0	0	18
PRELIMINARY ENGINEERING	HSP	0	0	0	0	175	0	0	175
	Total	0	0	0	0	193	0	0	193
RIGHT OF WAY	DIH	0	0	0	0	0	11	0	11
RIGHT OF WAY	DS	0	0	0	0	0	1,651	0	1,651
	Total	0	0	0	0	0	1,662	0	1,662

RESPONSIBLE AGENCY: Florida Department of Transportation District 6

Item Segment TOTAL ALL Years ALL Phases: 1,855

Item Number: 429037

Item TOTAL ALL Years ALL Phases All Segments: 1,855

MIAMI-DADE METROPOLITAN PLANNING ORGANIZATION
TRANSPORTATION IMPROVEMENT PROGRAM
PRIMARY STATE HIGHWAYS AND INTERMODAL



HIGHWAYS

MPO Project Num: **DT4290471**
LRTP Ref.: C-9
County: MIAMI-DADE
Roadway ID: 87075000
Lanes Exist: 8
Lanes Improved: 0
Lanes Added: 0
Project Length: 1.463
District: 06

Project Description: **SR 93/I-75**

FROM NW 178 STREET

TO NW 202 STREET

Type of Work: **LANDSCAPING**

SIS or Non-SIS: **Yes**

Extra Description:

		Proposed Funding (in \$000s)							
PHASE :	Funding Source	<2016	2015 - 2016	2016 - 2017	2017 - 2018	2018 - 2019	2019 - 2020	>2020	All Years
PRELIMINARY ENGINEERING	DIH	2	0	0	15	0	0	0	17
PRELIMINARY ENGINEERING	DS	9	0	0	155	0	0	0	164
	Total	11	0	0	170	0	0	0	181
CONSTRUCTION	DDR	0	0	0	0	0	2,038	0	2,038
CONSTRUCTION	DIH	0	0	0	0	0	31	0	31
CONSTRUCTION	DS	0	0	0	0	0	351	0	351
	Total	0	0	0	0	0	2,420	0	2,420

RESPONSIBLE AGENCY: Florida Department of Transportation District 6

Item Segment TOTAL ALL Years ALL Phases: 2,601

Item Number: 429047

Item TOTAL ALL Years ALL Phases All Segments: 5,105

MIAMI-DADE METROPOLITAN PLANNING ORGANIZATION
TRANSPORTATION IMPROVEMENT PROGRAM
PRIMARY STATE HIGHWAYS AND INTERMODAL



HIGHWAYS

MPO Project Num: **DT4290472**
LRTP Ref.: C-9
County: MIAMI-DADE
Roadway ID: 87075000
Lanes Exist: 8
Lanes Improved: 0
Lanes Added: 0
Project Length: .979
District: 06

Project Description: **SR 93/I-75**

FROM NW 162 STREET

TO NW 178 STREET

Type of Work: **LANDSCAPING**

SIS or Non-SIS: **Yes**

Extra Description:

		Proposed Funding (in \$000s)							
PHASE :	Funding Source	<2016	2015 - 2016	2016 - 2017	2017 - 2018	2018 - 2019	2019 - 2020	>2020	All Years
PRELIMINARY ENGINEERING	DIH	0	0	0	15	0	0	0	15
PRELIMINARY ENGINEERING	DS	0	0	0	125	0	0	0	125
	Total	0	0	0	140	0	0	0	140
CONSTRUCTION	DDR	0	0	0	0	0	997	0	997
CONSTRUCTION	DIH	0	0	0	0	0	17	0	17
CONSTRUCTION	DS	0	0	0	0	0	189	0	189
	Total	0	0	0	0	0	1,203	0	1,203

RESPONSIBLE AGENCY: Florida Department of Transportation District 6

Item Segment TOTAL ALL Years ALL Phases: 1,343

Item Number: 429047

Item TOTAL ALL Years ALL Phases All Segments: 5,105

MIAMI-DADE METROPOLITAN PLANNING ORGANIZATION
TRANSPORTATION IMPROVEMENT PROGRAM
PRIMARY STATE HIGHWAYS AND INTERMODAL



HIGHWAYS

MPO Project Num: **DT4290473**
LRTP Ref.: C-9
County: MIAMI-DADE
Roadway ID: 87075000
Lanes Exist: 8
Lanes Improved: 0
Lanes Added: 0
Project Length: .923
District: 06

Project Description: **SR 93/I-75**

FROM NW 148 STREET

TO NW 162 STREET

Type of Work: **LANDSCAPING**

SIS or Non-SIS: **Yes**

Extra Description:

		Proposed Funding (in \$000s)							
PHASE :	Funding Source	<2016	2015 - 2016	2016 - 2017	2017 - 2018	2018 - 2019	2019 - 2020	>2020	All Years
PRELIMINARY ENGINEERING	DIH	0	15	0	0	0	0	0	15
PRELIMINARY ENGINEERING	DS	0	125	0	0	0	0	0	125
	Total	0	140	0	0	0	0	0	140
CONSTRUCTION	DIH	0	0	0	16	0	0	0	16
CONSTRUCTION	DS	0	0	0	1,005	0	0	0	1,005
	Total	0	0	0	1,021	0	0	0	1,021

RESPONSIBLE AGENCY: Florida Department of Transportation District 6

Item Segment TOTAL ALL Years ALL Phases: 1,161

Item Number: 429047

Item TOTAL ALL Years ALL Phases All Segments: 5,105

MIAMI-DADE METROPOLITAN PLANNING ORGANIZATION
TRANSPORTATION IMPROVEMENT PROGRAM
PRIMARY STATE HIGHWAYS AND INTERMODAL



HIGHWAYS

MPO Project Num: **DT4291341**
LRTP Ref.: C-9
County: MIAMI-DADE
Roadway ID: 87170000
Lanes Exist: 4
Lanes Improved: 4
Lanes Added: 0
Project Length: .274
District: 06

Project Description: **SR 826/GGI INTERCHG**

**FROM SR 91/SE END OF
BRDG**

TO E OF NW 1ST AVENUE

Type of Work: **RESURFACING**

SIS or Non-SIS: **No**

Extra Description:

		Proposed Funding (in \$000s)							
PHASE :	Funding Source	<2016	2015 - 2016	2016 - 2017	2017 - 2018	2018 - 2019	2019 - 2020	>2020	All Years
PRELIMINARY ENGINEERING	DS	45	0	0	0	0	0	0	45
PRELIMINARY ENGINEERING	DIH	22	0	0	0	0	0	0	22
PRELIMINARY ENGINEERING	DDR	589	0	0	0	0	0	0	589
	Total	656	0	0	0	0	0	0	656
RIGHT OF WAY	DIH	26	0	0	0	0	0	0	26
RIGHT OF WAY	DS	268	0	0	0	0	0	0	268
	Total	294	0	0	0	0	0	0	294
CONSTRUCTION	HSP	615	0	0	0	0	0	0	615
CONSTRUCTION	DS	57	0	0	0	0	0	0	57
CONSTRUCTION	DS	0	82	0	0	0	0	0	82
CONSTRUCTION	DIH	18	0	0	0	0	0	0	18
CONSTRUCTION	SA	771	103	0	0	0	0	0	874
CONSTRUCTION	SA	10	0	0	0	0	0	0	10
	Total	1,470	185	0	0	0	0	0	1,655

MIAMI-DADE METROPOLITAN PLANNING ORGANIZATION
TRANSPORTATION IMPROVEMENT PROGRAM
PRIMARY STATE HIGHWAYS AND INTERMODAL



HIGHWAYS

MPO Project Num: **DT4291341**
 LRTP Ref.: C-9
 County: MIAMI-DADE
 Roadway ID: 87170000
 Lanes Exist: 4
 Lanes Improved: 4
 Lanes Added: 0
 Project Length: .274
 District: 06

Project Description: **SR 826/GGI INTERCHG**

**FROM SR 91/SE END OF
BRDG TO E OF NW 1ST AVENUE**

Type of Work: **RESURFACING**

SIS or Non-SIS: **No**

Extra Description:

PHASE :

Proposed Funding (in \$000s)								
Funding Source	<2016	2015 - 2016	2016 - 2017	2017 - 2018	2018 - 2019	2019 - 2020	>2020	All Years

RESPONSIBLE AGENCY: Florida Department of Transportation District 6

Item Segment TOTAL ALL Years ALL Phases: 2,605

Item Number: 429134

Item TOTAL ALL Years ALL Phases All Segments: 2,605

MIAMI-DADE METROPOLITAN PLANNING ORGANIZATION
TRANSPORTATION IMPROVEMENT PROGRAM
PRIMARY STATE HIGHWAYS AND INTERMODAL



HIGHWAYS

MPO Project Num: **DT4291461**
LRTP Ref.: **NA**
County: **MIAMI-DADE**
Roadway ID:
Lanes Exist:
Lanes Improved:
Lanes Added:
Project Length: **1.935**
District: **06**

Project Description: **SR 916/NW 135 STREET**

FROM SR 9/NW 27 AVENUE

TO NW 8 AVENUE

Type of Work: **RESURFACING**

SIS or Non-SIS: **No**

Extra Description:

PHASE :	Funding Source	Proposed Funding (in \$000s)							
		<2016	2015 - 2016	2016 - 2017	2017 - 2018	2018 - 2019	2019 - 2020	>2020	All Years
PRELIMINARY ENGINEERING		141	0	0	0	0	0	0	141
	Total	141	0	0	0	0	0	0	141
RAILROAD & UTILITIES		10	0	0	0	0	0	0	10
	Total	10	0	0	0	0	0	0	10
RIGHT OF WAY		7	0	0	0	0	0	0	7
	Total	7	0	0	0	0	0	0	7
CONSTRUCTION		50	0	0	0	0	0	0	50
CONSTRUCTION		26	0	0	0	0	0	0	26
CONSTRUCTION		1,697	0	0	0	0	0	0	1,697
	Total	1,772	0	0	0	0	0	0	1,772

RESPONSIBLE AGENCY: Florida Department of Transportation District 6

Item Segment TOTAL ALL Years ALL Phases: 1,931

Item Number: 429146

Item TOTAL ALL Years ALL Phases All Segments: 2,245

MIAMI-DADE METROPOLITAN PLANNING ORGANIZATION
TRANSPORTATION IMPROVEMENT PROGRAM
PRIMARY STATE HIGHWAYS AND INTERMODAL



HIGHWAYS

MPO Project Num: **DT4291462**
LRTP Ref.: **NA**
County: **MIAMI-DADE**
Roadway ID:
Lanes Exist:
Lanes Improved:
Lanes Added:
Project Length: **.019**
District: **06**

Project Description: **SR 916/NW 135 STREET**

AT NW 17 AVENUE

Type of Work: **INTERSECTION IMPROVEMENT**

SIS or Non-SIS: **No**

Extra Description:

PHASE :	Funding Source	Proposed Funding (in \$000s)							
		<2016	2015 - 2016	2016 - 2017	2017 - 2018	2018 - 2019	2019 - 2020	>2020	All Years
PRELIMINARY ENGINEERING		9	0	0	0	0	0	0	9
	Total	9	0	0	0	0	0	0	9
CONSTRUCTION		2	0	0	0	0	0	0	2
CONSTRUCTION		72	0	0	0	0	0	0	72
	Total	74	0	0	0	0	0	0	74

RESPONSIBLE AGENCY: Florida Department of Transportation District 6

Item Segment TOTAL ALL Years ALL Phases: **83**

Item Number: 429146

Item TOTAL ALL Years ALL Phases All Segments: **2,245**

MIAMI-DADE METROPOLITAN PLANNING ORGANIZATION
TRANSPORTATION IMPROVEMENT PROGRAM
PRIMARY STATE HIGHWAYS AND INTERMODAL



HIGHWAYS

MPO Project Num: **DT4291463**
 LRTP Ref.: **C-9**
 County: **MIAMI-DADE**
 Roadway ID:
 Lanes Exist:
 Lanes Improved:
 Lanes Added:
 Project Length: **.050**
 District: **06**

Project Description: **SR 916/NW 135 STREET**

AT NW 17 AVENUE

Type of Work: **INTERSECTION IMPROVEMENT**

SIS or Non-SIS: **No**

Extra Description:

		Proposed Funding (in \$000s)							
PHASE :	Funding Source	<2016	2015 - 2016	2016 - 2017	2017 - 2018	2018 - 2019	2019 - 2020	>2020	All Years
PRELIMINARY ENGINEERING	DIH	50	0	0	0	0	0	0	50
	Total	50	0	0	0	0	0	0	50
CONSTRUCTION	DIH	0	0	22	0	0	0	0	22
CONSTRUCTION	DDR	0	0	159	0	0	0	0	159
	Total	0	0	181	0	0	0	0	181

RESPONSIBLE AGENCY: Florida Department of Transportation District 6

Item Segment TOTAL ALL Years ALL Phases: **231**

Item Number: 429146

Item TOTAL ALL Years ALL Phases All Segments: **2,245**

MIAMI-DADE METROPOLITAN PLANNING ORGANIZATION
TRANSPORTATION IMPROVEMENT PROGRAM
PRIMARY STATE HIGHWAYS AND INTERMODAL



HIGHWAYS

MPO Project Num: **DT4291471**
LRTP Ref.: C-9
County: MIAMI-DADE
Roadway ID: 87080900
Lanes Exist: 6
Lanes Improved: 6
Lanes Added: 0
Project Length: 1.424
District: 06

Project Description: **SR 934/NW 79 STREET**

FROM E OF 2800 BLOCK

TO NW 14TH AVENUE

Type of Work: **RESURFACING**

SIS or Non-SIS: **No**

Extra Description:

PHASE :	Funding Source	Proposed Funding (in \$000s)							
		<2016	2015 - 2016	2016 - 2017	2017 - 2018	2018 - 2019	2019 - 2020	>2020	All Years
CONTRACT INCENTIVES	SA	0	90	0	0	0	0	0	90
	Total	0	90	0	0	0	0	0	90
PRELIMINARY ENGINEERING	DS	51	0	0	0	0	0	0	51
PRELIMINARY ENGINEERING	DIH	30	0	0	0	0	0	0	30
PRELIMINARY ENGINEERING	DDR	544	0	0	0	0	0	0	544
	Total	626	0	0	0	0	0	0	626
RAILROAD & UTILITIES	LF	22	0	0	0	0	0	0	22
	Total	22	0	0	0	0	0	0	22
CONSTRUCTION	DS	5	0	0	0	0	0	0	5
CONSTRUCTION	EB	341	0	0	0	0	0	0	341
CONSTRUCTION	DIH	33	0	0	0	0	0	0	33
CONSTRUCTION	DDR	37	0	0	0	0	0	0	37
CONSTRUCTION	ACSA	1,145	0	0	0	0	0	0	1,145
CONSTRUCTION	DDR	36	0	0	0	0	0	0	36

MIAMI-DADE METROPOLITAN PLANNING ORGANIZATION
TRANSPORTATION IMPROVEMENT PROGRAM
PRIMARY STATE HIGHWAYS AND INTERMODAL



HIGHWAYS

MPO Project Num: **DT4291471**
 LRTP Ref.: C-9
 County: MIAMI-DADE
 Roadway ID: 87080900
 Lanes Exist: 6
 Lanes Improved: 6
 Lanes Added: 0
 Project Length: 1.424
 District: 06

Project Description: **SR 934/NW 79 STREET**

FROM E OF 2800 BLOCK

TO NW 14TH AVENUE

Type of Work: **RESURFACING**

SIS or Non-SIS: **No**

Extra Description:

		Proposed Funding (in \$000s)							
PHASE :	Funding Source	<2016	2015 - 2016	2016 - 2017	2017 - 2018	2018 - 2019	2019 - 2020	>2020	All Years
CONSTRUCTION	SA	2,005	0	0	0	0	0	0	2,005
	Total	3,602	0	0	0	0	0	0	3,602

RESPONSIBLE AGENCY: Florida Department of Transportation District 6

Item Segment TOTAL ALL Years ALL Phases: 4,340

Item Number: 429147

Item TOTAL ALL Years ALL Phases All Segments: 4,340

MIAMI-DADE METROPOLITAN PLANNING ORGANIZATION
TRANSPORTATION IMPROVEMENT PROGRAM
PRIMARY STATE HIGHWAYS AND INTERMODAL



HIGHWAYS

MPO Project Num: **DT4291591**
LRTP Ref.: NA
County: MIAMI-DADE
Roadway ID: 87090000
Lanes Exist: 2
Lanes Improved: 2
Lanes Added: 0
Project Length: .933
District: 06

Project Description: **SR 25/NW 36 STREET**

**FROM EAST OF NW 17
AVENUE**

TO WEST OF NW 7 AVENUE

Type of Work: **RESURFACING**

SIS or Non-SIS: **No**

Extra Description:

PHASE :	Funding Source	Proposed Funding (in \$000s)							
		<2016	2015 - 2016	2016 - 2017	2017 - 2018	2018 - 2019	2019 - 2020	>2020	All Years
PRELIMINARY ENGINEERING		319	0	0	0	0	0	0	319
	Total	319	0	0	0	0	0	0	319
RAILROAD & UTILITIES		39	0	0	0	0	0	0	39
RAILROAD & UTILITIES		0	0	0	0	0	0	0	0
	Total	39	0	0	0	0	0	0	39
RIGHT OF WAY		12	0	0	0	0	0	0	12
	Total	12	0	0	0	0	0	0	12
CONSTRUCTION		2,512	0	0	0	0	0	0	2,512
CONSTRUCTION		55	0	0	0	0	0	0	55
CONSTRUCTION		83	0	0	0	0	0	0	83
	Total	2,649	0	0	0	0	0	0	2,649

RESPONSIBLE AGENCY: Florida Department of Transportation District 6

Item Segment TOTAL ALL Years ALL Phases: 3,020

Item Number: 429159

Item TOTAL ALL Years ALL Phases All Segments: 3,696

MIAMI-DADE METROPOLITAN PLANNING ORGANIZATION
TRANSPORTATION IMPROVEMENT PROGRAM
PRIMARY STATE HIGHWAYS AND INTERMODAL



HIGHWAYS

MPO Project Num: **DT4291592**
LRTP Ref.: C-9
County: MIAMI-DADE
Roadway ID: 87090000
Lanes Exist: 4
Lanes Improved: 4
Lanes Added: 0
Project Length: .565
District: 06

Project Description: **SR 25/US-27/NE 36 ST**

FROM N MIAMI AVENUE

TO E OF NE 5 AVENUE

Type of Work: **RESURFACING - RIDE ONLY**

SIS or Non-SIS: **No**

Extra Description:

		Proposed Funding (in \$000s)							
PHASE :	Funding Source	<2016	2015 - 2016	2016 - 2017	2017 - 2018	2018 - 2019	2019 - 2020	>2020	All Years
PRELIMINARY ENGINEERING	DS	159	0	0	0	0	0	0	159
PRELIMINARY ENGINEERING	DIH	10	0	0	0	0	0	0	10
	Total	169	0	0	0	0	0	0	169
RAILROAD & UTILITIES	DS	0	0	20	0	0	0	0	20
	Total	0	0	20	0	0	0	0	20
CONSTRUCTION	DS	0	0	482	0	0	0	0	482
CONSTRUCTION	DIH	0	0	5	0	0	0	0	5
	Total	0	0	487	0	0	0	0	487

RESPONSIBLE AGENCY: Florida Department of Transportation District 6

Item Segment TOTAL ALL Years ALL Phases: 676

Item Number: 429159

Item TOTAL ALL Years ALL Phases All Segments: 3,696

MIAMI-DADE METROPOLITAN PLANNING ORGANIZATION
TRANSPORTATION IMPROVEMENT PROGRAM
PRIMARY STATE HIGHWAYS AND INTERMODAL



HIGHWAYS

MPO Project Num: **DT4291621**
 LRTP Ref.: **NA**
 County: **MIAMI-DADE**
 Roadway ID: **87110000**
 Lanes Exist: **2**
 Lanes Improved: **2**
 Lanes Added: **0**
 Project Length: **.545**
 District: **06**

Project Description: **SR 90/TAMIAMI TRAIL**

FROM L-N41 CANAL BRIDGE TO 1/2 MI W OF KROME AVE.

Type of Work: **RESURFACING**

SIS or Non-SIS: **No**

Extra Description:

		Proposed Funding (in \$000s)							
PHASE :	Funding Source	<2016	2015 - 2016	2016 - 2017	2017 - 2018	2018 - 2019	2019 - 2020	>2020	All Years
PRELIMINARY ENGINEERING		104	0	0	0	0	0	0	104
	Total	104	0	0	0	0	0	0	104
CONSTRUCTION		879	0	0	0	0	0	0	879
	Total	879	0	0	0	0	0	0	879

RESPONSIBLE AGENCY: Florida Department of Transportation District 6

Item Segment TOTAL ALL Years ALL Phases: **983**

Item Number: **429162**

Item TOTAL ALL Years ALL Phases All Segments: **8,106**

MIAMI-DADE METROPOLITAN PLANNING ORGANIZATION
TRANSPORTATION IMPROVEMENT PROGRAM
PRIMARY STATE HIGHWAYS AND INTERMODAL



HIGHWAYS

MPO Project Num: **DT4291622**
LRTP Ref.: C-9
County: MIAMI-DADE
Roadway ID: 87110000
Lanes Exist: 2
Lanes Improved: 2
Lanes Added: 0
Project Length: 9.205
District: 06

Project Description: **SR 90/TAMIAMI TRAIL**

FROM W OF LOOP ROAD

TO W OF EVERGLADES PRESV.

Type of Work: **RESURFACING**

SIS or Non-SIS: **No**

Extra Description:

		Proposed Funding (in \$000s)							
PHASE :	Funding Source	<2016	2015 - 2016	2016 - 2017	2017 - 2018	2018 - 2019	2019 - 2020	>2020	All Years
PRELIMINARY ENGINEERING	SA	0	20	0	0	0	0	0	20
PRELIMINARY ENGINEERING	DIH	43	0	0	0	0	0	0	43
PRELIMINARY ENGINEERING	EB	510	0	0	0	0	0	0	510
	Total	553	20	0	0	0	0	0	573
CONSTRUCTION	DDR	0	0	53	0	0	0	0	53
CONSTRUCTION	DIH	0	0	211	0	0	0	0	211
CONSTRUCTION	NHRE	0	0	2,473	0	0	0	0	2,473
CONSTRUCTION	SA	0	0	2,701	0	0	0	0	2,701
	Total	0	0	5,438	0	0	0	0	5,438

RESPONSIBLE AGENCY: Florida Department of Transportation District 6

Item Segment TOTAL ALL Years ALL Phases: 6,011

Item Number: 429162

Item TOTAL ALL Years ALL Phases All Segments: 8,106

MIAMI-DADE METROPOLITAN PLANNING ORGANIZATION
TRANSPORTATION IMPROVEMENT PROGRAM
PRIMARY STATE HIGHWAYS AND INTERMODAL



HIGHWAYS

MPO Project Num: **DT4291623**
LRTP Ref.: **NA**
County: **MIAMI-DADE**
Roadway ID: **87120000**
Lanes Exist: **8**
Lanes Improved: **8**
Lanes Added: **0**
Project Length: **.771**
District: **06**

Project Description: **SR 90/TAMIAMI TRAIL**

**FROM E OF SW 127TH
AVENUE**

TO TURNPIKE EXT. ON-RAMP

Type of Work: **RESURFACING**

SIS or Non-SIS: **No**

Extra Description:

PHASE :	Funding Source	Proposed Funding (in \$000s)							
		<2016	2015 - 2016	2016 - 2017	2017 - 2018	2018 - 2019	2019 - 2020	>2020	All Years
PRELIMINARY ENGINEERING		140	0	0	0	0	0	0	140
	Total	140	0	0	0	0	0	0	140
RAILROAD & UTILITIES		1	0	0	0	0	0	0	1
RAILROAD & UTILITIES		5	0	0	0	0	0	0	5
	Total	6	0	0	0	0	0	0	6
RIGHT OF WAY		2	0	0	0	0	0	0	2
	Total	2	0	0	0	0	0	0	2
CONSTRUCTION		964	0	0	0	0	0	0	964
	Total	964	0	0	0	0	0	0	964

RESPONSIBLE AGENCY: Florida Department of Transportation District 6

Item Segment TOTAL ALL Years ALL Phases: 1,112

Item Number: 429162

Item TOTAL ALL Years ALL Phases All Segments: 8,106

MIAMI-DADE METROPOLITAN PLANNING ORGANIZATION
TRANSPORTATION IMPROVEMENT PROGRAM
PRIMARY STATE HIGHWAYS AND INTERMODAL



HIGHWAYS

MPO Project Num: **DT4291851**
LRTP Ref.: C-9
County: MIAMI-DADE
Roadway ID: 87240000
Lanes Exist: 3
Lanes Improved: 3
Lanes Added: 0
Project Length: 1.621
District: 06

Project Description: **SR 9/NW 27 AVENUE**

FROM S OF SR 934/NW 79 ST TO N OF SR 932/NW 103 ST

Type of Work: **RESURFACING**

SIS or Non-SIS: **No**

Extra Description:

PHASE :	Funding Source	Proposed Funding (in \$000s)							
		<2016	2015 - 2016	2016 - 2017	2017 - 2018	2018 - 2019	2019 - 2020	>2020	All Years
CONTRACT INCENTIVES	SA	0	110	0	0	0	0	0	110
	Total	0	110	0	0	0	0	0	110
PRELIMINARY ENGINEERING	DIH	39	0	0	0	0	0	0	39
PRELIMINARY ENGINEERING	HSP	104	0	0	0	0	0	0	104
PRELIMINARY ENGINEERING	DDR	44	0	0	0	0	0	0	44
PRELIMINARY ENGINEERING	ACSA	389	0	0	0	0	0	0	389
PRELIMINARY ENGINEERING	DS	88	0	0	0	0	0	0	88
PRELIMINARY ENGINEERING	SA	61	0	0	0	0	0	0	61
	Total	724	0	0	0	0	0	0	724
RAILROAD & UTILITIES	LF	8	0	0	0	0	0	0	8
	Total	8	0	0	0	0	0	0	8
RIGHT OF WAY	DDR	8	0	0	0	0	0	0	8
RIGHT OF WAY	DIH	11	0	0	0	0	0	0	11
	Total	19	0	0	0	0	0	0	19

MIAMI-DADE METROPOLITAN PLANNING ORGANIZATION
TRANSPORTATION IMPROVEMENT PROGRAM
PRIMARY STATE HIGHWAYS AND INTERMODAL



HIGHWAYS

MPO Project Num: **DT4291851**
LRTP Ref.: C-9
County: MIAMI-DADE
Roadway ID: 87240000
Lanes Exist: 3
Lanes Improved: 3
Lanes Added: 0
Project Length: 1.621
District: 06

Project Description: **SR 9/NW 27 AVENUE**

FROM S OF SR 934/NW 79 ST TO N OF SR 932/NW 103 ST

Type of Work: **RESURFACING**

SIS or Non-SIS: **No**

Extra Description:

		Proposed Funding (in \$000s)							
PHASE :	Funding Source	<2016	2015 - 2016	2016 - 2017	2017 - 2018	2018 - 2019	2019 - 2020	>2020	All Years
CONSTRUCTION	DIH	44	0	0	0	0	0	0	44
CONSTRUCTION	DS	2	0	0	0	0	0	0	2
CONSTRUCTION	DDR	50	0	0	0	0	0	0	50
CONSTRUCTION	HSP	954	0	0	0	0	0	0	954
CONSTRUCTION	EB	506	0	0	0	0	0	0	506
CONSTRUCTION	NHRE	1,488	0	0	0	0	0	0	1,488
CONSTRUCTION	SA	1,658	0	0	0	0	0	0	1,658
CONSTRUCTION	DDR	42	0	0	0	0	0	0	42
CONSTRUCTION	DS	32	0	0	0	0	0	0	32
Total		4,775	0	0	0	0	0	0	4,775

RESPONSIBLE AGENCY: Florida Department of Transportation District 6

Item Segment TOTAL ALL Years ALL Phases: 5,636

Item Number: 429185

Item TOTAL ALL Years ALL Phases All Segments: 5,636

MIAMI-DADE METROPOLITAN PLANNING ORGANIZATION
TRANSPORTATION IMPROVEMENT PROGRAM
PRIMARY STATE HIGHWAYS AND INTERMODAL



HIGHWAYS

MPO Project Num: **DT4291931**
LRTP Ref.: **C-9**
County: **MIAMI-DADE**
Roadway ID: **87037000**
Lanes Exist: **4**
Lanes Improved: **4**
Lanes Added: **0**
Project Length: **1.281**
District: **06**

Project Description: **SR 907/ALTON ROAD**

FROM MICHIGAN AVENUE

TO S OF ED SULLIVAN DR/43 ST

Type of Work: **FLEXIBLE PAVEMENT RECONSTRUCT.**

SIS or Non-SIS: **No**

Extra Description:

		Proposed Funding (in \$000s)							
PHASE :	Funding Source	<2016	2015 - 2016	2016 - 2017	2017 - 2018	2018 - 2019	2019 - 2020	>2020	All Years
CONTRACT INCENTIVES	DS	0	0	0	0	90	0	0	90
	Total	0	0	0	0	90	0	0	90
PRELIMINARY ENGINEERING	SU	344	0	0	0	0	0	0	344
PRELIMINARY ENGINEERING	DS	355	0	0	0	0	0	0	355
PRELIMINARY ENGINEERING	HSP	54	0	0	0	0	0	0	54
	Total	752	0	0	0	0	0	0	752
RIGHT OF WAY	DIH	5	0	0	0	0	0	0	5
RIGHT OF WAY	DS	148	0	0	0	0	0	0	148
	Total	153	0	0	0	0	0	0	153
CONSTRUCTION	DDR	0	0	0	2,059	0	0	0	2,059
CONSTRUCTION	DIH	0	0	0	32	0	0	0	32
	Total	0	0	0	2,091	0	0	0	2,091

RESPONSIBLE AGENCY: Florida Department of Transportation District 6

Item Segment TOTAL ALL Years ALL Phases: **3,086**

Item Number: 429193

Item TOTAL ALL Years ALL Phases All Segments: **3,941**

MIAMI-DADE METROPOLITAN PLANNING ORGANIZATION
TRANSPORTATION IMPROVEMENT PROGRAM
PRIMARY STATE HIGHWAYS AND INTERMODAL



HIGHWAYS

MPO Project Num: **DT4291932**
LRTP Ref.: C-9
County: MIAMI-DADE
Roadway ID: 87037000
Lanes Exist: 4
Lanes Improved: 0
Lanes Added: 0
Project Length: .147
District: 06

Project Description: **SR 907/ALTON ROAD**

AT MICHIGAN AVENUE

Type of Work: **INTERSECTION IMPROVEMENT**

SIS or Non-SIS: **No**

Extra Description:

PHASE :	Funding Source	Proposed Funding (in \$000s)							
		<2016	2015 - 2016	2016 - 2017	2017 - 2018	2018 - 2019	2019 - 2020	>2020	All Years
CONTRACT INCENTIVES	SA	0	0	0	30	0	0	0	30
	Total	0	0	0	30	0	0	0	30
PRELIMINARY ENGINEERING	DIH	15	0	0	0	0	0	0	15
	Total	15	0	0	0	0	0	0	15
CONSTRUCTION	HSP	0	0	798	0	0	0	0	798
CONSTRUCTION	DIH	0	0	11	0	0	0	0	11
	Total	0	0	809	0	0	0	0	809

RESPONSIBLE AGENCY: Florida Department of Transportation District 6

Item Segment TOTAL ALL Years ALL Phases: 854

Item Number: 429193

Item TOTAL ALL Years ALL Phases All Segments: 3,941

MIAMI-DADE METROPOLITAN PLANNING ORGANIZATION
TRANSPORTATION IMPROVEMENT PROGRAM
PRIMARY STATE HIGHWAYS AND INTERMODAL



HIGHWAYS

MPO Project Num: **DT4291941**
LRTP Ref.: C-9
County: MIAMI-DADE
Roadway ID: 87053000
Lanes Exist: 6
Lanes Improved: 6
Lanes Added: 0
Project Length: .389
District: 06

Project Description: **SR 968/W. FLAGLER ST**

FROM WEST 75 AVENUE

TO E OF TAMIAMI CANAL RD

Type of Work: **RESURFACING**

SIS or Non-SIS: **No**

Extra Description:

		Proposed Funding (in \$000s)							
PHASE :	Funding Source	<2016	2015 - 2016	2016 - 2017	2017 - 2018	2018 - 2019	2019 - 2020	>2020	All Years
PRELIMINARY ENGINEERING	DDR	148	20	0	0	0	0	0	168
PRELIMINARY ENGINEERING	DIH	32	5	0	0	0	0	0	37
	Total	180	25	0	0	0	0	0	205
RAILROAD & UTILITIES	LF	0	0	14	0	0	0	0	14
	Total	0	0	14	0	0	0	0	14
CONSTRUCTION	DDR	0	0	0	148	0	0	0	148
CONSTRUCTION	DIH	0	0	16	0	0	0	0	16
CONSTRUCTION	DS	0	0	882	0	0	0	0	882
	Total	0	0	898	148	0	0	0	1,046

RESPONSIBLE AGENCY: Florida Department of Transportation District 6

Item Segment TOTAL ALL Years ALL Phases: 1,265

Item Number: 429194

Item TOTAL ALL Years ALL Phases All Segments: 1,265

MIAMI-DADE METROPOLITAN PLANNING ORGANIZATION
TRANSPORTATION IMPROVEMENT PROGRAM
PRIMARY STATE HIGHWAYS AND INTERMODAL



HIGHWAYS

MPO Project Num: **DT4292712**
 LRTP Ref.: **NA**
 County: **MIAMI-DADE**
 Roadway ID:
 Lanes Exist:
 Lanes Improved:
 Lanes Added:
 Project Length: **1.200**
 District: **06**

Project Description: **PERIMETER ROAD FROM NW 57 AVENUE TO NW 18 STREET**

Type of Work: **PD&E/EMO STUDY** SIS or Non-SIS: **No**

Extra Description:

		Proposed Funding (in \$000s)							
PHASE :	Funding Source	<2016	2015 - 2016	2016 - 2017	2017 - 2018	2018 - 2019	2019 - 2020	>2020	All Years
P D & E		1	0	0	0	0	0	0	1
	Total	1	0	0	0	0	0	0	1

RESPONSIBLE AGENCY: **Florida Department of Transportation District 6**

Item Segment TOTAL ALL Years ALL Phases: **1**

Item Number: **429271**

Item TOTAL ALL Years ALL Phases All Segments: **1**

MIAMI-DADE METROPOLITAN PLANNING ORGANIZATION
TRANSPORTATION IMPROVEMENT PROGRAM
PRIMARY STATE HIGHWAYS AND INTERMODAL



HIGHWAYS

MPO Project Num: **DT4292851**
 LRTP Ref.: C-9
 County: DIST/ST-WIDE
 Roadway ID:
 Lanes Exist: 0
 Lanes Improved: 0
 Lanes Added: 0
 Project Length: .000
 District: 06

Project Description: **TRAFFIC ENGINEERING STUDIES &
ENGINEERING REVIEWS CONSULTANT**

Type of Work: **PRELIMINARY ENGINEERING**

SIS or Non-SIS: **No**

Extra Description:

		Proposed Funding (in \$000s)							
PHASE :	Funding Source	<2016	2015 - 2016	2016 - 2017	2017 - 2018	2018 - 2019	2019 - 2020	>2020	All Years
PRELIMINARY ENGINEERING	DIH	179	15	8	0	0	0	0	202
PRELIMINARY ENGINEERING	DS	900	225	0	0	0	0	0	1,125
	Total	1,079	240	8	0	0	0	0	1,327

RESPONSIBLE AGENCY: Florida Department of Transportation District 6

Item Segment TOTAL ALL Years ALL Phases: 1,327

Item Number: 429285

Item TOTAL ALL Years ALL Phases All Segments: 2,083

MIAMI-DADE METROPOLITAN PLANNING ORGANIZATION
TRANSPORTATION IMPROVEMENT PROGRAM
PRIMARY STATE HIGHWAYS AND INTERMODAL



HIGHWAYS

MPO Project Num: **DT4292852**
 LRTP Ref.: C-9
 County: DIST/ST-WIDE
 Roadway ID:
 Lanes Exist: 0
 Lanes Improved: 0
 Lanes Added: 0
 Project Length: .000
 District: 06

Project Description: **TRAFFIC ENGINEERING STUDIES &
ENGINEERING REVIEWS CONSULTANT**

Type of Work: **PRELIMINARY ENGINEERING**

SIS or Non-SIS: **No**

Extra Description:

		Proposed Funding (in \$000s)							
PHASE :	Funding Source	<2016	2015 - 2016	2016 - 2017	2017 - 2018	2018 - 2019	2019 - 2020	>2020	All Years
PRELIMINARY ENGINEERING	DIH	0	0	12	12	12	0	0	36
PRELIMINARY ENGINEERING	DS	0	270	0	225	225	0	0	720
Total		0	270	12	237	237	0	0	756

RESPONSIBLE AGENCY: Florida Department of Transportation District 6

Item Segment TOTAL ALL Years ALL Phases: 756

Item Number: 429285

Item TOTAL ALL Years ALL Phases All Segments: 2,083

MIAMI-DADE METROPOLITAN PLANNING ORGANIZATION
TRANSPORTATION IMPROVEMENT PROGRAM
PRIMARY STATE HIGHWAYS AND INTERMODAL



HIGHWAYS

MPO Project Num: **DT4292861**
 LRTP Ref.: C-9
 County: DIST/ST-WIDE
 Roadway ID:
 Lanes Exist: 0
 Lanes Improved: 0
 Lanes Added: 0
 Project Length: .000
 District: 06

Project Description: **TRAFFIC ENGINEERING RDWAY DESIGN
& STRUCTURAL ANALYSIS CONSULTANT**

Type of Work: **PRELIMINARY ENGINEERING**

SIS or Non-SIS: **No**

Extra Description:

		Proposed Funding (in \$000s)							
PHASE :	Funding Source	<2016	2015 - 2016	2016 - 2017	2017 - 2018	2018 - 2019	2019 - 2020	>2020	All Years
PRELIMINARY ENGINEERING	DIH	100	10	4	0	0	0	0	114
PRELIMINARY ENGINEERING	DS	500	0	0	0	0	0	0	500
	Total	600	10	4	0	0	0	0	614

RESPONSIBLE AGENCY: Florida Department of Transportation District 6

Item Segment TOTAL ALL Years ALL Phases: 614

Item Number: 429286

Item TOTAL ALL Years ALL Phases All Segments: 2,931

MIAMI-DADE METROPOLITAN PLANNING ORGANIZATION
TRANSPORTATION IMPROVEMENT PROGRAM
PRIMARY STATE HIGHWAYS AND INTERMODAL



HIGHWAYS

MPO Project Num: **DT4292862**
LRTP Ref.: C-9
County: DIST/ST-WIDE
Roadway ID:
Lanes Exist: 0
Lanes Improved: 0
Lanes Added: 0
Project Length: .000
District: 06

Project Description: **TRAFFIC ENGINEERING SUPPORT
SERVICES CONSULTANT**

Type of Work: **PRELIMINARY ENGINEERING**

SIS or Non-SIS: **No**

Extra Description:

		Proposed Funding (in \$000s)							
PHASE :	Funding Source	<2016	2015 - 2016	2016 - 2017	2017 - 2018	2018 - 2019	2019 - 2020	>2020	All Years
PRELIMINARY ENGINEERING	DIH	55	10	35	10	2	0	0	112
PRELIMINARY ENGINEERING	DS	400	0	0	0	0	0	0	400
	Total	455	10	35	10	2	0	0	512

RESPONSIBLE AGENCY: Florida Department of Transportation District 6

Item Segment TOTAL ALL Years ALL Phases: 512

Item Number: 429286

Item TOTAL ALL Years ALL Phases All Segments: 2,931

MIAMI-DADE METROPOLITAN PLANNING ORGANIZATION
TRANSPORTATION IMPROVEMENT PROGRAM
PRIMARY STATE HIGHWAYS AND INTERMODAL



HIGHWAYS

MPO Project Num: **DT4292863**
LRTP Ref.: C-9
County: DIST/ST-WIDE
Roadway ID:
Lanes Exist: 0
Lanes Improved: 0
Lanes Added: 0
Project Length: .000
District: 06

Project Description: **TRAFFIC ENGINEERING SUPPORT
SERVICES CONSULTANT**

Type of Work: **PRELIMINARY ENGINEERING**

SIS or Non-SIS: **No**

Extra Description:

		Proposed Funding (in \$000s)							
PHASE :	Funding Source	<2016	2015 - 2016	2016 - 2017	2017 - 2018	2018 - 2019	2019 - 2020	>2020	All Years
PRELIMINARY ENGINEERING	DS	200	300	300	300	400	0	0	1,500
PRELIMINARY ENGINEERING	DIH	0	0	0	0	5	0	0	5
Total		200	300	300	300	405	0	0	1,505

RESPONSIBLE AGENCY: Florida Department of Transportation District 6

Item Segment TOTAL ALL Years ALL Phases: 1,505

Item Number: 429286

Item TOTAL ALL Years ALL Phases All Segments: 2,931

MIAMI-DADE METROPOLITAN PLANNING ORGANIZATION
TRANSPORTATION IMPROVEMENT PROGRAM
PRIMARY STATE HIGHWAYS AND INTERMODAL



HIGHWAYS

MPO Project Num: **DT4292864**
 LRTP Ref.: C-9
 County: DIST/ST-WIDE
 Roadway ID:
 Lanes Exist:
 Lanes Improved:
 Lanes Added:
 Project Length: .000
 District: 06

Project Description: **TRAFFIC ENGINEERING SUPPORT
SERVICES CONSULTANT**

Type of Work: **PRELIMINARY ENGINEERING**

SIS or Non-SIS: **No**

Extra Description:

		Proposed Funding (in \$000s)							
PHASE :	Funding Source	<2016	2015 - 2016	2016 - 2017	2017 - 2018	2018 - 2019	2019 - 2020	>2020	All Years
PRELIMINARY ENGINEERING	DS	0	0	0	0	0	300	0	300
	Total	0	0	0	0	0	300	0	300

RESPONSIBLE AGENCY: Florida Department of Transportation District 6

Item Segment TOTAL ALL Years ALL Phases: 300

Item Number: 429286

Item TOTAL ALL Years ALL Phases All Segments: 2,931

MIAMI-DADE METROPOLITAN PLANNING ORGANIZATION
TRANSPORTATION IMPROVEMENT PROGRAM
PRIMARY STATE HIGHWAYS AND INTERMODAL



HIGHWAYS

MPO Project Num: **DT4293001**
LRTP Ref.: C-9
County: MIAMI-DADE
Roadway ID: 87270000
Lanes Exist: 12
Lanes Improved: 12
Lanes Added: 0
Project Length: 1.529
District: 06

Project Description: **SR 9A/I-95**

FROM NW 79TH STREET

TO NW 103RD STREET

Type of Work: **RIGID PAVEMENT REHABILITATION**

SIS or Non-SIS: **Yes**

Extra Description:

PHASE :	Funding Source	Proposed Funding (in \$000s)							
		<2016	2015 - 2016	2016 - 2017	2017 - 2018	2018 - 2019	2019 - 2020	>2020	All Years
CONTRACT INCENTIVES	SA	0	160	0	0	0	0	0	160
	Total	0	160	0	0	0	0	0	160
PRELIMINARY ENGINEERING	DS	33	0	0	0	0	0	0	33
PRELIMINARY ENGINEERING	IM	820	0	0	0	0	0	0	820
PRELIMINARY ENGINEERING	NHPP	319	0	0	0	0	0	0	319
	Total	1,172	0	0	0	0	0	0	1,172
CONSTRUCTION	ACNP	8,302	0	0	0	0	0	0	8,302
CONSTRUCTION	DDR	76	0	0	0	0	0	0	76
CONSTRUCTION	NHPP	102	0	0	0	0	0	0	102
	Total	8,480	0	0	0	0	0	0	8,480

RESPONSIBLE AGENCY: Florida Department of Transportation District 6

Item Segment TOTAL ALL Years ALL Phases: 9,812

Item Number: 429300

Item TOTAL ALL Years ALL Phases All Segments: 100,355

MIAMI-DADE METROPOLITAN PLANNING ORGANIZATION
TRANSPORTATION IMPROVEMENT PROGRAM
PRIMARY STATE HIGHWAYS AND INTERMODAL



HIGHWAYS

MPO Project Num: **DT4293002**
LRTP Ref.: C-9
County: MIAMI-DADE
Roadway ID: 87270000
Lanes Exist: 6
Lanes Improved: 6
Lanes Added: 0
Project Length: 4.013
District: 06

Project Description: **SR 9A/I-95**

FROM NW 8 STREET

TO NW 29 STREET

Type of Work: **RIGID PAVEMENT RECONSTRUCTION**

SIS or Non-SIS: **Yes**

Extra Description:

		Proposed Funding (in \$000s)							
PHASE :	Funding Source	<2016	2015 - 2016	2016 - 2017	2017 - 2018	2018 - 2019	2019 - 2020	>2020	All Years
CONTRACT INCENTIVES	ACNP	0	0	0	0	0	0	680	680
	Total	0	0	0	0	0	0	680	680
DESIGN BUILD	ACNP	0	0	28,979	0	0	0	0	28,979
	Total	0	0	28,979	0	0	0	0	28,979
PRELIMINARY ENGINEERING	DI	2,399	0	0	0	0	0	0	2,399
PRELIMINARY ENGINEERING	DIH	204	0	0	0	0	0	0	204
PRELIMINARY ENGINEERING	DIS	450	0	0	0	0	0	0	450
PRELIMINARY ENGINEERING	ACNP	0	0	240	0	0	0	0	240
	Total	3,052	0	240	0	0	0	0	3,292
RAILROAD & UTILITIES	ACNP	0	0	284	0	0	0	0	284
	Total	0	0	284	0	0	0	0	284

RESPONSIBLE AGENCY: Florida Department of Transportation District 6

Item Segment TOTAL ALL Years ALL Phases: 33,235

Item Number: 429300

Item TOTAL ALL Years ALL Phases All Segments: 100,355

MIAMI-DADE METROPOLITAN PLANNING ORGANIZATION
TRANSPORTATION IMPROVEMENT PROGRAM
PRIMARY STATE HIGHWAYS AND INTERMODAL



HIGHWAYS

MPO Project Num: **DT4293003**
LRTP Ref.: **C-9**
County: **MIAMI-DADE**
Roadway ID:
Lanes Exist:
Lanes Improved:
Lanes Added:
Project Length: **7.094**
District: **06**

Project Description: **SR 9A/I-95**

FROM NW 29 STREET

TO NW 79 STREET

Type of Work: **RIGID PAVEMENT RECONSTRUCTION**

SIS or Non-SIS: **Yes**

Extra Description:

		Proposed Funding (in \$000s)							
PHASE :	Funding Source	<2016	2015 - 2016	2016 - 2017	2017 - 2018	2018 - 2019	2019 - 2020	>2020	All Years
CONTRACT INCENTIVES	ACNP	0	0	0	0	0	1,320	0	1,320
	Total	0	0	0	0	0	1,320	0	1,320
DESIGN BUILD	ACNP	0	0	55,577	0	0	0	0	55,577
	Total	0	0	55,577	0	0	0	0	55,577
PRELIMINARY ENGINEERING	ACNP	0	0	333	0	0	0	0	333
PRELIMINARY ENGINEERING	SA	0	0	12	0	0	0	0	12
	Total	0	0	345	0	0	0	0	345
RAILROAD & UTILITIES	ACNP	0	0	66	0	0	0	0	66
	Total	0	0	66	0	0	0	0	66

RESPONSIBLE AGENCY: Florida Department of Transportation District 6

Item Segment TOTAL ALL Years ALL Phases: **57,308**

Item Number: 429300

Item TOTAL ALL Years ALL Phases All Segments: **100,355**

MIAMI-DADE METROPOLITAN PLANNING ORGANIZATION
TRANSPORTATION IMPROVEMENT PROGRAM
PRIMARY STATE HIGHWAYS AND INTERMODAL



HIGHWAYS

MPO Project Num: **DT4293011**
LRTP Ref.: **C-9**
County: **MIAMI-DADE**
Roadway ID: **87270000**
Lanes Exist: **6**
Lanes Improved: **6**
Lanes Added: **0**
Project Length: **1.311**
District: **06**

Project Description: **SR 9A/I-95**

**FROM BISCAYNE RIVER
CANAL**

TO NORTH OF RAMP 87170353

Type of Work: **RIGID PAVEMENT REHABILITATION**

SIS or Non-SIS: **Yes**

Extra Description:

PHASE :		Proposed Funding (in \$000s)							
		<2016	2015 - 2016	2016 - 2017	2017 - 2018	2018 - 2019	2019 - 2020	>2020	All Years
CONTRACT INCENTIVES	SA	0	180	0	0	0	0	0	180
	Total	0	180	0	0	0	0	0	180
PRELIMINARY ENGINEERING	IM	723	0	0	0	0	0	0	723
PRELIMINARY ENGINEERING	DS	0	0	0	0	0	0	0	0
PRELIMINARY ENGINEERING	NHPP	259	0	0	0	0	0	0	259
	Total	983	0	0	0	0	0	0	983
CONSTRUCTION	NHPP	105	0	0	0	0	0	0	105
CONSTRUCTION	DS	1	0	0	0	0	0	0	1
CONSTRUCTION	DDR	59	0	0	0	0	0	0	59
CONSTRUCTION	ACNP	6,857	0	0	0	0	0	0	6,857
	Total	7,022	0	0	0	0	0	0	7,022

RESPONSIBLE AGENCY: Florida Department of Transportation District 6

Item Segment TOTAL ALL Years ALL Phases: 8,185

Item Number: 429301

Item TOTAL ALL Years ALL Phases All Segments: 8,185

MIAMI-DADE METROPOLITAN PLANNING ORGANIZATION
TRANSPORTATION IMPROVEMENT PROGRAM
PRIMARY STATE HIGHWAYS AND INTERMODAL



HIGHWAYS

MPO Project Num: **DT4293431**
LRTP Ref.: C-9
County: MIAMI-DADE
Roadway ID: 87090000
Lanes Exist: 4
Lanes Improved: 4
Lanes Added: 0
Project Length: 1.521
District: 06

Project Description: **SR 25/NW 36 STREET**

FROM OKEECHOBEE ROAD TO NW 23 AVENUE

Type of Work: **RESURFACING**

SIS or Non-SIS: **No**

Extra Description:

		Proposed Funding (in \$000s)							
PHASE :	Funding Source	<2016	2015 - 2016	2016 - 2017	2017 - 2018	2018 - 2019	2019 - 2020	>2020	All Years
PRELIMINARY ENGINEERING	DDR	118	0	0	0	0	0	0	118
PRELIMINARY ENGINEERING	DIH	132	0	0	0	0	0	0	132
PRELIMINARY ENGINEERING	DS	28	0	0	0	0	0	0	28
	Total	278	0	0	0	0	0	0	278
RAILROAD & UTILITIES	DS	15	0	0	0	0	0	0	15
RAILROAD & UTILITIES	LF	30	0	0	0	0	0	0	30
	Total	45	0	0	0	0	0	0	45
RIGHT OF WAY	DIH	4	0	0	0	0	0	0	4
	Total	4	0	0	0	0	0	0	4
CONSTRUCTION	SA	1,761	144	0	0	0	0	0	1,905
CONSTRUCTION	DS	50	0	0	0	0	0	0	50
	Total	1,811	144	0	0	0	0	0	1,955

RESPONSIBLE AGENCY: Florida Department of Transportation District 6

Item Segment TOTAL ALL Years ALL Phases: 2,283

Item Number: 429343

Item TOTAL ALL Years ALL Phases All Segments: 2,485

MIAMI-DADE METROPOLITAN PLANNING ORGANIZATION
TRANSPORTATION IMPROVEMENT PROGRAM
PRIMARY STATE HIGHWAYS AND INTERMODAL



HIGHWAYS

MPO Project Num: **DT4293432**
LRTP Ref.: C-9
County: MIAMI-DADE
Roadway ID: 87090000
Lanes Exist: 4
Lanes Improved: 0
Lanes Added: 0
Project Length: .001
District: 06

Project Description: **SR 25/NW 36 STREET**

AT NW 27 AVENUE

Type of Work: **INTERSECTION IMPROVEMENT**

SIS or Non-SIS: **No**

Extra Description:

		Proposed Funding (in \$000s)							
PHASE :	Funding Source	<2016	2015 - 2016	2016 - 2017	2017 - 2018	2018 - 2019	2019 - 2020	>2020	All Years
PRELIMINARY ENGINEERING	DIH	10	0	0	0	0	0	0	10
	Total	10	0	0	0	0	0	0	10
CONSTRUCTION	HSP	179	13	0	0	0	0	0	192
	Total	179	13	0	0	0	0	0	192

RESPONSIBLE AGENCY: Florida Department of Transportation District 6

Item Segment TOTAL ALL Years ALL Phases: 202

Item Number: 429343

Item TOTAL ALL Years ALL Phases All Segments: 2,485

MIAMI-DADE METROPOLITAN PLANNING ORGANIZATION
TRANSPORTATION IMPROVEMENT PROGRAM
PRIMARY STATE HIGHWAYS AND INTERMODAL



HIGHWAYS

MPO Project Num: **DT4293451**
LRTP Ref.: C-9
County: MIAMI-DADE
Roadway ID: 87027000
Lanes Exist: 6
Lanes Improved: 6
Lanes Added: 0
Project Length: 2.861
District: 06

Project Description: **SR 969/NW 72 AVE**

FROM NW 25 ST

TO NW 74 STREET

Type of Work: **RESURFACING**

SIS or Non-SIS: **Yes**

Extra Description:

PHASE :	Funding Source	Proposed Funding (in \$000s)							
		<2016	2015 - 2016	2016 - 2017	2017 - 2018	2018 - 2019	2019 - 2020	>2020	All Years
CONTRACT INCENTIVES	DS	0	0	150	0	0	0	0	150
	Total	0	0	150	0	0	0	0	150
PRELIMINARY ENGINEERING	ACSA	703	0	0	0	0	0	0	703
PRELIMINARY ENGINEERING	DS	15	0	0	0	0	0	0	15
PRELIMINARY ENGINEERING	DDR	0	0	0	0	0	0	0	0
PRELIMINARY ENGINEERING	DIH	57	0	0	0	0	0	0	57
	Total	775	0	0	0	0	0	0	775
RAILROAD & UTILITIES	LF	0	56	0	0	0	0	0	56
	Total	0	56	0	0	0	0	0	56
RIGHT OF WAY	DDR	26	0	0	0	0	0	0	26
RIGHT OF WAY	DIH	3	0	0	0	0	0	0	3
	Total	29	0	0	0	0	0	0	29
CONSTRUCTION	SA	0	3,545	421	0	0	0	0	3,966
CONSTRUCTION	DIH	0	0	196	0	0	0	0	196

MIAMI-DADE METROPOLITAN PLANNING ORGANIZATION
TRANSPORTATION IMPROVEMENT PROGRAM
PRIMARY STATE HIGHWAYS AND INTERMODAL



HIGHWAYS

MPO Project Num: **DT4293451**
LRTP Ref.: C-9
County: MIAMI-DADE
Roadway ID: 87027000
Lanes Exist: 6
Lanes Improved: 6
Lanes Added: 0
Project Length: 2.861
District: 06

Project Description: **SR 969/NW 72 AVE** **FROM NW 25 ST** **TO NW 74 STREET**

Type of Work: **RESURFACING** SIS or Non-SIS: **Yes**

Extra Description:

		Proposed Funding (in \$000s)							
PHASE :	Funding Source	<2016	2015 - 2016	2016 - 2017	2017 - 2018	2018 - 2019	2019 - 2020	>2020	All Years
CONSTRUCTION	DDR	0	1,422	0	0	0	0	0	1,422
CONSTRUCTION	BRRP	7	0	0	0	0	0	0	7
	Total	7	4,967	617	0	0	0	0	5,591

RESPONSIBLE AGENCY: Florida Department of Transportation District 6

Item Segment TOTAL ALL Years ALL Phases: 6,601

Item Number: 429345 Item TOTAL ALL Years ALL Phases All Segments: 6,893

MIAMI-DADE METROPOLITAN PLANNING ORGANIZATION
TRANSPORTATION IMPROVEMENT PROGRAM
PRIMARY STATE HIGHWAYS AND INTERMODAL



HIGHWAYS

MPO Project Num: **DT4293452**
LRTP Ref.: **NA**
County: **MIAMI-DADE**
Roadway ID: **87027000**
Lanes Exist: **6**
Lanes Improved: **0**
Lanes Added: **0**
Project Length: **.001**
District: **06**

Project Description: **SR 969/NW 72 AVE**

AT SR 934/NW 74 STREET

Type of Work: **INTERSECTION IMPROVEMENT**

SIS or Non-SIS: **Yes**

Extra Description:

PHASE :	Funding Source	Proposed Funding (in \$000s)							
		<2016	2015 - 2016	2016 - 2017	2017 - 2018	2018 - 2019	2019 - 2020	>2020	All Years
PRELIMINARY ENGINEERING		1	0	0	0	0	0	0	1
PRELIMINARY ENGINEERING		95	0	0	0	0	0	0	95
	Total	97	0	0	0	0	0	0	97
CONSTRUCTION		10	0	0	0	0	0	0	10
CONSTRUCTION		10	0	0	0	0	0	0	10
CONSTRUCTION		175	0	0	0	0	0	0	175
	Total	195	0	0	0	0	0	0	195

RESPONSIBLE AGENCY: Florida Department of Transportation District 6

Item Segment TOTAL ALL Years ALL Phases: **292**

Item Number: 429345

Item TOTAL ALL Years ALL Phases All Segments: **6,893**

MIAMI-DADE METROPOLITAN PLANNING ORGANIZATION
TRANSPORTATION IMPROVEMENT PROGRAM
PRIMARY STATE HIGHWAYS AND INTERMODAL



HIGHWAYS

MPO Project Num: **DT4293461**
LRTP Ref.: C-9
County: MIAMI-DADE
Roadway ID: 87008000
Lanes Exist: 4
Lanes Improved: 4
Lanes Added: 0
Project Length: 3.008
District: 06

Project Description: **SR 916/NW/NE 135 ST**

FROM NW 6 AVENUE

TO SR 5/BISCAYNE BLVD.

Type of Work: **RESURFACING**

SIS or Non-SIS: **No**

Extra Description:

PHASE :	Funding Source	Proposed Funding (in \$000s)							
		<2016	2015 - 2016	2016 - 2017	2017 - 2018	2018 - 2019	2019 - 2020	>2020	All Years
CONTRACT INCENTIVES	DS	0	0	100	0	0	0	0	100
	Total	0	0	100	0	0	0	0	100
PRELIMINARY ENGINEERING	BRRP	41	0	0	0	0	0	0	41
PRELIMINARY ENGINEERING	DIH	41	0	0	0	0	0	0	41
PRELIMINARY ENGINEERING	ACSA	1,074	0	0	0	0	0	0	1,074
PRELIMINARY ENGINEERING	DS	37	0	0	0	0	0	0	37
	Total	1,193	0	0	0	0	0	0	1,193
RAILROAD & UTILITIES	SA	0	15	0	0	0	0	0	15
	Total	0	15	0	0	0	0	0	15
CONSTRUCTION	SA	0	2,144	0	0	0	0	0	2,144
CONSTRUCTION	DIH	0	183	0	0	0	0	0	183
CONSTRUCTION	DDR	0	1,917	0	0	0	0	0	1,917
CONSTRUCTION	BRRP	5	0	0	0	0	0	0	5
	Total	5	4,244	0	0	0	0	0	4,249

MIAMI-DADE METROPOLITAN PLANNING ORGANIZATION
TRANSPORTATION IMPROVEMENT PROGRAM
PRIMARY STATE HIGHWAYS AND INTERMODAL



HIGHWAYS

MPO Project Num: **DT4293461**
 LRTP Ref.: C-9
 County: MIAMI-DADE
 Roadway ID: 87008000
 Lanes Exist: 4
 Lanes Improved: 4
 Lanes Added: 0
 Project Length: 3.008
 District: 06

Project Description: **SR 916/NW/NE 135 ST**

FROM NW 6 AVENUE

TO SR 5/BISCAYNE BLVD.

Type of Work: **RESURFACING**

SIS or Non-SIS: **No**

Extra Description:

PHASE :

Proposed Funding (in \$000s)								
Funding Source	<2016	2015 - 2016	2016 - 2017	2017 - 2018	2018 - 2019	2019 - 2020	>2020	All Years

RESPONSIBLE AGENCY: Florida Department of Transportation District 6

Item Segment TOTAL ALL Years ALL Phases: 5,556

Item Number: 429346

Item TOTAL ALL Years ALL Phases All Segments: 6,053

MIAMI-DADE METROPOLITAN PLANNING ORGANIZATION
TRANSPORTATION IMPROVEMENT PROGRAM
PRIMARY STATE HIGHWAYS AND INTERMODAL



HIGHWAYS

MPO Project Num: **DT4293462**
LRTP Ref.: C-9
County: MIAMI-DADE
Roadway ID: 87034000
Lanes Exist: 4
Lanes Improved: 0
Lanes Added: 0
Project Length: .114
District: 06

Project Description: **SR 916/NE 135 STREET**

**AT SR 915/NE 6 AVENUE AND
AT SR 909/W. DIXIE HWY.**

Type of Work: **INTERSECTION IMPROVEMENT**

SIS or Non-SIS: **No**

Extra Description:

		Proposed Funding (in \$000s)							
PHASE :	Funding Source	<2016	2015 - 2016	2016 - 2017	2017 - 2018	2018 - 2019	2019 - 2020	>2020	All Years
PRELIMINARY ENGINEERING	HSP	97	0	0	0	0	0	0	97
PRELIMINARY ENGINEERING	DS	13	0	0	0	0	0	0	13
	Total	110	0	0	0	0	0	0	110
RIGHT OF WAY	DS	81	0	0	0	0	0	0	81
RIGHT OF WAY	DIH	6	0	0	0	0	0	0	6
	Total	87	0	0	0	0	0	0	87
CONSTRUCTION	HSP	0	299	0	0	0	0	0	299
	Total	0	299	0	0	0	0	0	299

RESPONSIBLE AGENCY: Florida Department of Transportation District 6

Item Segment TOTAL ALL Years ALL Phases: 496

Item Number: 429346

Item TOTAL ALL Years ALL Phases All Segments: 6,053

MIAMI-DADE METROPOLITAN PLANNING ORGANIZATION
TRANSPORTATION IMPROVEMENT PROGRAM
PRIMARY STATE HIGHWAYS AND INTERMODAL



HIGHWAYS

MPO Project Num: **DT4295362**
 LRTP Ref.: NA
 County: DIST/ST-WIDE
 Roadway ID:
 Lanes Exist: 0
 Lanes Improved: 0
 Lanes Added: 0
 Project Length: .000
 District: 06

Project Description: **DISTRICTWIDE (ADA) PUSHBUTTON CONSTRUCTION**

Type of Work: **PEDESTRIAN SAFETY IMPROVEMENT** SIS or Non-SIS: **No**

Extra Description:

PHASE :	Funding Source	Proposed Funding (in \$000s)							
		<2016	2015 - 2016	2016 - 2017	2017 - 2018	2018 - 2019	2019 - 2020	>2020	All Years
CONSTRUCTION		744	0	0	0	0	0	0	744
	Total	744	0	0	0	0	0	0	744

RESPONSIBLE AGENCY: Florida Department of Transportation District 6

Item Segment TOTAL ALL Years ALL Phases: 744

Item Number: 429536

Item TOTAL ALL Years ALL Phases All Segments: 2,327

MIAMI-DADE METROPOLITAN PLANNING ORGANIZATION
TRANSPORTATION IMPROVEMENT PROGRAM
PRIMARY STATE HIGHWAYS AND INTERMODAL



HIGHWAYS

MPO Project Num: **DT4295363**
LRTP Ref.: 6-4
County: DIST/ST-WIDE
Roadway ID:
Lanes Exist: 0
Lanes Improved: 0
Lanes Added: 0
Project Length: .000
District: 06

Project Description: **DISTRICTWIDE (ADA) PUSHBUTTON CONSTRUCTION**

Type of Work: **PEDESTRIAN SAFETY IMPROVEMENT** SIS or Non-SIS: **No**

Extra Description:

		Proposed Funding (in \$000s)							
PHASE :	Funding Source	<2016	2015 - 2016	2016 - 2017	2017 - 2018	2018 - 2019	2019 - 2020	>2020	All Years
CONSTRUCTION	DIH	0	0	21	0	0	0	0	21
CONSTRUCTION	DS	0	0	746	0	0	0	0	746
	Total	0	0	767	0	0	0	0	767

RESPONSIBLE AGENCY: Florida Department of Transportation District 6

Item Segment TOTAL ALL Years ALL Phases: 767

Item Number: 429536 Item TOTAL ALL Years ALL Phases All Segments: 2,327

MIAMI-DADE METROPOLITAN PLANNING ORGANIZATION
TRANSPORTATION IMPROVEMENT PROGRAM
PRIMARY STATE HIGHWAYS AND INTERMODAL



HIGHWAYS

MPO Project Num: **DT4295364**
 LRTP Ref.: 6-4
 County: DIST/ST-WIDE
 Roadway ID:
 Lanes Exist: 0
 Lanes Improved: 0
 Lanes Added: 0
 Project Length: .000
 District: 06

Project Description: **DISTRICTWIDE (ADA) PUSHBUTTON
CONSTRUCTION**

Type of Work: **PEDESTRIAN SAFETY IMPROVEMENT** SIS or Non-SIS: **No**

Extra Description:

		Proposed Funding (in \$000s)							
PHASE :	Funding Source	<2016	2015 - 2016	2016 - 2017	2017 - 2018	2018 - 2019	2019 - 2020	>2020	All Years
CONSTRUCTION	DIH	0	0	0	0	75	77	0	152
CONSTRUCTION	DS	0	0	0	0	664	0	0	664
	Total	0	0	0	0	739	77	0	816

RESPONSIBLE AGENCY: Florida Department of Transportation District 6

Item Segment TOTAL ALL Years ALL Phases: 816

Item Number: 429536

Item TOTAL ALL Years ALL Phases All Segments: 2,327

MIAMI-DADE METROPOLITAN PLANNING ORGANIZATION
TRANSPORTATION IMPROVEMENT PROGRAM
PRIMARY STATE HIGHWAYS AND INTERMODAL



HIGHWAYS

MPO Project Num: **DT4297611**
 LRTP Ref.: **NA**
 County: **MIAMI-DADE**
 Roadway ID:
 Lanes Exist:
 Lanes Improved:
 Lanes Added:
 Project Length: **.066**
 District: **06**

Project Description: **SR 922/NE 123RD ST.**

FROM W. OF N. BAYSHORE DR TO E OF N. BAYSHORE DR.

Type of Work: **SIDEWALK**

SIS or Non-SIS: **No**

Extra Description:

		Proposed Funding (in \$000s)							
PHASE :	Funding Source	<2016	2015 - 2016	2016 - 2017	2017 - 2018	2018 - 2019	2019 - 2020	>2020	All Years
PRELIMINARY ENGINEERING		100	0	0	0	0	0	0	100
	Total	100	0	0	0	0	0	0	100
CONSTRUCTION		265	0	0	0	0	0	0	265
	Total	265	0	0	0	0	0	0	265

RESPONSIBLE AGENCY: Florida Department of Transportation District 6

Item Segment TOTAL ALL Years ALL Phases: **365**

Item Number: 429761

Item TOTAL ALL Years ALL Phases All Segments: **383**

MIAMI-DADE METROPOLITAN PLANNING ORGANIZATION
TRANSPORTATION IMPROVEMENT PROGRAM
PRIMARY STATE HIGHWAYS AND INTERMODAL



HIGHWAYS

MPO Project Num: **DT4297612**
 LRTP Ref.: **NA**
 County: **MIAMI-DADE**
 Roadway ID:
 Lanes Exist:
 Lanes Improved:
 Lanes Added:
 Project Length: **.066**
 District: **06**

Project Description: **SR 922/NE 123RD ST.**

FROM W. OF N. BAYSHORE DR TO E OF N. BAYSHORE DR.

Type of Work: **SIDEWALK**

SIS or Non-SIS: **No**

Extra Description:

		Proposed Funding (in \$000s)							
PHASE :	Funding Source	<2016	2015 - 2016	2016 - 2017	2017 - 2018	2018 - 2019	2019 - 2020	>2020	All Years
CONSTRUCTION	DDR	0	18	0	0	0	0	0	18
	Total	0	18	0	0	0	0	0	18

RESPONSIBLE AGENCY: **Florida Department of Transportation District 6**

Item Segment TOTAL ALL Years ALL Phases: **18**

Item Number: **429761**

Item TOTAL ALL Years ALL Phases All Segments: **383**

MIAMI-DADE METROPOLITAN PLANNING ORGANIZATION
TRANSPORTATION IMPROVEMENT PROGRAM
PRIMARY STATE HIGHWAYS AND INTERMODAL



HIGHWAYS

MPO Project Num: **DT4299961**
LRTP Ref.: C-9
County: MIAMI-DADE
Roadway ID: 87075600
Lanes Exist: 2
Lanes Improved: 0
Lanes Added: 0
Project Length: .102
District: 06

Project Description: **SR 93/I-75 RAMP SB**

**TO SR 826 @ NW 138 STREET
REPAIR BRIDGE # 870604**

Type of Work: **BRIDGE-REPAIR/REHABILITATION**

SIS or Non-SIS: **Yes**

Extra Description:

		Proposed Funding (in \$000s)							
PHASE :	Funding Source	<2016	2015 - 2016	2016 - 2017	2017 - 2018	2018 - 2019	2019 - 2020	>2020	All Years
PRELIMINARY ENGINEERING	BRRP	54	25	0	0	0	0	0	79
PRELIMINARY ENGINEERING	DIH	11	5	0	0	0	0	0	16
	Total	65	30	0	0	0	0	0	95
CONSTRUCTION	BRRP	0	0	0	0	1,935	0	0	1,935
CONSTRUCTION	DIH	0	0	0	0	17	0	0	17
	Total	0	0	0	0	1,952	0	0	1,952

RESPONSIBLE AGENCY: Florida Department of Transportation District 6

Item Segment TOTAL ALL Years ALL Phases: 2,047

Item Number: 429996

Item TOTAL ALL Years ALL Phases All Segments: 2,047

MIAMI-DADE METROPOLITAN PLANNING ORGANIZATION
TRANSPORTATION IMPROVEMENT PROGRAM
PRIMARY STATE HIGHWAYS AND INTERMODAL



HIGHWAYS

MPO Project Num: **DT4300291**
LRTP Ref.: C-9
County: MIAMI-DADE
Roadway ID: 87674513
Lanes Exist: 2
Lanes Improved: 0
Lanes Added: 0
Project Length: .009
District: 06

Project Description: **ATLANTIC ISLE**

**AT WEST OF SR A1A
(BRIDGE# 874218)**

Type of Work: **BRIDGE-REPAIR/REHABILITATION**

SIS or Non-SIS: **No**

Extra Description:

		Proposed Funding (in \$000s)							
PHASE :	Funding Source	<2016	2015 - 2016	2016 - 2017	2017 - 2018	2018 - 2019	2019 - 2020	>2020	All Years
PRELIMINARY ENGINEERING	ACBZ	0	0	47	0	0	0	0	47
	Total	0	0	47	0	0	0	0	47
CONSTRUCTION	ACBZ	0	0	0	0	455	0	0	455
	Total	0	0	0	0	455	0	0	455

RESPONSIBLE AGENCY: Florida Department of Transportation District 6

Item Segment TOTAL ALL Years ALL Phases: 502

Item Number: 430029

Item TOTAL ALL Years ALL Phases All Segments: 502

MIAMI-DADE METROPOLITAN PLANNING ORGANIZATION
TRANSPORTATION IMPROVEMENT PROGRAM
PRIMARY STATE HIGHWAYS AND INTERMODAL



HIGHWAYS

MPO Project Num: **DT4301612**
 LRTP Ref.: **C-9**
 County: **DIST/ST-WIDE**
 Roadway ID:
 Lanes Exist: **0**
 Lanes Improved: **0**
 Lanes Added: **0**
 Project Length: **.000**
 District: **06**

Project Description: **DISTRICTWIDE RESIDENCY CEI
CONSULTANT FOR LAP OVERSIGHT**

Type of Work: **INSPECT CONSTRUCTION PROJS.**

SIS or Non-SIS: **No**

Extra Description:

		Proposed Funding (in \$000s)							
PHASE :	Funding Source	<2016	2015 - 2016	2016 - 2017	2017 - 2018	2018 - 2019	2019 - 2020	>2020	All Years
CONSTRUCTION	SA	0	0	0	380	380	0	0	760
CONSTRUCTION	SA	840	336	380	0	0	0	0	1,556
	Total	840	336	380	380	380	0	0	2,316

RESPONSIBLE AGENCY: Florida Department of Transportation District 6

Item Segment TOTAL ALL Years ALL Phases: **2,316**

Item Number: 430161

Item TOTAL ALL Years ALL Phases All Segments: **2,316**

MIAMI-DADE METROPOLITAN PLANNING ORGANIZATION
TRANSPORTATION IMPROVEMENT PROGRAM
PRIMARY STATE HIGHWAYS AND INTERMODAL



HIGHWAYS

MPO Project Num: **DT4302911**
 LRTP Ref.: C-9
 County: MIAMI-DADE
 Roadway ID:
 Lanes Exist: 0
 Lanes Improved: 0
 Lanes Added: 0
 Project Length: .000
 District: 06

Project Description: **ITS EQUIPMENT REPLACEMENT -
CONSULTANTS /GRANTS**

Type of Work: **ITS COMMUNICATION SYSTEM**

SIS or Non-SIS: **Yes**

Extra Description:

		Proposed Funding (in \$000s)							
PHASE :	Funding Source	<2016	2015 - 2016	2016 - 2017	2017 - 2018	2018 - 2019	2019 - 2020	>2020	All Years
CAPITAL	DITS	0	0	724	0	0	0	0	724
CAPITAL	DS	0	0	598	0	0	0	0	598
	Total	0	0	1,322	0	0	0	0	1,322
PRELIMINARY ENGINEERING	DIH	0	0	3	3	0	0	0	6
	Total	0	0	3	3	0	0	0	6

RESPONSIBLE AGENCY: Florida Department of Transportation District 6

Item Segment TOTAL ALL Years ALL Phases: 1,328

Item Number: 430291

Item TOTAL ALL Years ALL Phases All Segments: 4,550

MIAMI-DADE METROPOLITAN PLANNING ORGANIZATION
TRANSPORTATION IMPROVEMENT PROGRAM
PRIMARY STATE HIGHWAYS AND INTERMODAL



HIGHWAYS

MPO Project Num: **DT4302912**
 LRTP Ref.: C-9
 County: MIAMI-DADE
 Roadway ID:
 Lanes Exist: 0
 Lanes Improved: 0
 Lanes Added: 0
 Project Length: .000
 District: 06

Project Description: **ITS EQUIPMENT REPLACEMENT -
CONSULTANTS /GRANTS**

Type of Work: **ITS COMMUNICATION SYSTEM**

SIS or Non-SIS: **Yes**

Extra Description:

		Proposed Funding (in \$000s)							
PHASE :	Funding Source	<2016	2015 - 2016	2016 - 2017	2017 - 2018	2018 - 2019	2019 - 2020	>2020	All Years
CAPITAL	DITS	0	0	0	1,392	0	0	0	1,392
	Total	0	0	0	1,392	0	0	0	1,392
PRELIMINARY ENGINEERING	DIH	0	0	0	3	3	0	0	6
	Total	0	0	0	3	3	0	0	6

RESPONSIBLE AGENCY: Florida Department of Transportation District 6

Item Segment TOTAL ALL Years ALL Phases: 1,398

Item Number: 430291

Item TOTAL ALL Years ALL Phases All Segments: 4,550

MIAMI-DADE METROPOLITAN PLANNING ORGANIZATION
TRANSPORTATION IMPROVEMENT PROGRAM
PRIMARY STATE HIGHWAYS AND INTERMODAL



HIGHWAYS

MPO Project Num: **DT4302913**
 LRTP Ref.: **C-9**
 County: **MIAMI-DADE**
 Roadway ID:
 Lanes Exist: **0**
 Lanes Improved: **0**
 Lanes Added: **0**
 Project Length: **.000**
 District: **06**

Project Description: **ITS EQUIPMENT REPLACEMENT -
CONSULTANTS /GRANTS**

Type of Work: **ITS COMMUNICATION SYSTEM**

SIS or Non-SIS: **No**

Extra Description:

		Proposed Funding (in \$000s)							
PHASE :	Funding Source	<2016	2015 - 2016	2016 - 2017	2017 - 2018	2018 - 2019	2019 - 2020	>2020	All Years
CAPITAL	DITS	0	0	0	0	945	0	0	945
	Total	0	0	0	0	945	0	0	945
PRELIMINARY ENGINEERING	DIH	0	0	0	0	3	0	0	3
	Total	0	0	0	0	3	0	0	3

RESPONSIBLE AGENCY: Florida Department of Transportation District 6

Item Segment TOTAL ALL Years ALL Phases: **948**

Item Number: 430291

Item TOTAL ALL Years ALL Phases All Segments: **4,550**

MIAMI-DADE METROPOLITAN PLANNING ORGANIZATION
TRANSPORTATION IMPROVEMENT PROGRAM
PRIMARY STATE HIGHWAYS AND INTERMODAL



HIGHWAYS

MPO Project Num: **DT4302914**
 LRTP Ref.: **C-9**
 County: **MIAMI-DADE**
 Roadway ID:
 Lanes Exist:
 Lanes Improved:
 Lanes Added:
 Project Length: **.000**
 District: **06**

Project Description: **ITS EQUIPMENT REPLACEMENT -
CONSULTANTS /GRANTS**

Type of Work: **ITS COMMUNICATION SYSTEM**

SIS or Non-SIS: **No**

Extra Description:

		Proposed Funding (in \$000s)							
PHASE :	Funding Source	<2016	2015 - 2016	2016 - 2017	2017 - 2018	2018 - 2019	2019 - 2020	>2020	All Years
CAPITAL	DITS	0	0	0	0	0	873	0	873
	Total	0	0	0	0	0	873	0	873
PRELIMINARY ENGINEERING	DIH	0	0	0	0	0	3	0	3
	Total	0	0	0	0	0	3	0	3

RESPONSIBLE AGENCY: Florida Department of Transportation District 6

Item Segment TOTAL ALL Years ALL Phases: **876**

Item Number: 430291

Item TOTAL ALL Years ALL Phases All Segments: **4,550**

MIAMI-DADE METROPOLITAN PLANNING ORGANIZATION
TRANSPORTATION IMPROVEMENT PROGRAM
PRIMARY STATE HIGHWAYS AND INTERMODAL



HIGHWAYS

MPO Project Num: **DT4304441**
LRTP Ref.: C-9
County: MIAMI-DADE
Roadway ID: 87037000
Lanes Exist: 4
Lanes Improved: 4
Lanes Added: 0
Project Length: 2.567
District: 06

Project Description: **SR 907/ALTON ROAD**

FROM S. OF 43RD STREET

TO E. OF ALLISON ROAD

Type of Work: **FLEXIBLE PAVEMENT RECONSTRUCT.**

SIS or Non-SIS: **No**

Extra Description:

		Proposed Funding (in \$000s)							
PHASE :	Funding Source	<2016	2015 - 2016	2016 - 2017	2017 - 2018	2018 - 2019	2019 - 2020	>2020	All Years
PRELIMINARY ENGINEERING	ACCM	699	0	0	0	0	0	0	699
PRELIMINARY ENGINEERING	DS	8	0	0	0	0	0	0	8
PRELIMINARY ENGINEERING	ACSA	1,859	0	0	0	0	0	0	1,859
PRELIMINARY ENGINEERING	DIH	50	0	0	0	0	0	0	50
PRELIMINARY ENGINEERING	SA	557	0	0	0	0	0	0	557
	Total	3,173	0	0	0	0	0	0	3,173
RIGHT OF WAY	DS	0	188	150	0	0	0	0	338
RIGHT OF WAY	DIH	0	10	16	0	0	0	0	26
	Total	0	198	166	0	0	0	0	364
CONSTRUCTION	DIH	0	0	0	209	0	0	0	209
CONSTRUCTION	SA	0	0	0	11,637	1,196	0	0	12,833
CONSTRUCTION	DDR	0	0	0	9,352	166	0	0	9,518
	Total	0	0	0	21,198	1,362	0	0	22,560

RESPONSIBLE AGENCY: Florida Department of Transportation District 6

Item Segment TOTAL ALL Years ALL Phases: 26,097

Item Number: 430444

Item TOTAL ALL Years ALL Phases All Segments: 26,097

MIAMI-DADE METROPOLITAN PLANNING ORGANIZATION
TRANSPORTATION IMPROVEMENT PROGRAM
PRIMARY STATE HIGHWAYS AND INTERMODAL



HIGHWAYS

MPO Project Num: **DT4305881**
 LRTP Ref.: NA
 County: MIAMI-DADE
 Roadway ID: 87030000
 Lanes Exist: 4
 Lanes Improved: 0
 Lanes Added: 0
 Project Length: 2.331
 District: 06

Project Description: **SR 5/BISCAYNE BLVD FROM NE 50TH TERRACE TO NE 87 STREET**

Type of Work: **PEDESTRIAN SAFETY IMPROVEMENT** SIS or Non-SIS: **No**

Extra Description:

		Proposed Funding (in \$000s)							
PHASE :	Funding Source	<2016	2015 - 2016	2016 - 2017	2017 - 2018	2018 - 2019	2019 - 2020	>2020	All Years
CONSTRUCTION		120	0	0	0	0	0	0	120
	Total	120	0	0	0	0	0	0	120

RESPONSIBLE AGENCY: Florida Department of Transportation District 6

Item Segment TOTAL ALL Years ALL Phases: 120

Item Number: 430588

Item TOTAL ALL Years ALL Phases All Segments: 762

MIAMI-DADE METROPOLITAN PLANNING ORGANIZATION
TRANSPORTATION IMPROVEMENT PROGRAM
PRIMARY STATE HIGHWAYS AND INTERMODAL



HIGHWAYS

MPO Project Num: **DT4305882**
LRTP Ref.: C-9
County: MIAMI-DADE
Roadway ID: 87030000
Lanes Exist: 4
Lanes Improved: 4
Lanes Added: 0
Project Length: .688
District: 06

Project Description: **SR 5/BISCAYNE BLVD**

FROM S OF NE 76 STREET

TO S OF NE 87 STREET

Type of Work: **RESURFACING - RIDE ONLY**

SIS or Non-SIS: **No**

Extra Description:

		Proposed Funding (in \$000s)							
PHASE :	Funding Source	<2016	2015 - 2016	2016 - 2017	2017 - 2018	2018 - 2019	2019 - 2020	>2020	All Years
PRELIMINARY ENGINEERING	DS	121	0	0	0	0	0	0	121
PRELIMINARY ENGINEERING	DIH	10	0	0	0	0	0	0	10
	Total	131	0	0	0	0	0	0	131
CONSTRUCTION	DIH	0	0	27	0	0	0	0	27
CONSTRUCTION	DDR	0	0	484	0	0	0	0	484
	Total	0	0	511	0	0	0	0	511

RESPONSIBLE AGENCY: Florida Department of Transportation District 6

Item Segment TOTAL ALL Years ALL Phases: **642**

Item Number: 430588

Item TOTAL ALL Years ALL Phases All Segments: **762**

MIAMI-DADE METROPOLITAN PLANNING ORGANIZATION
TRANSPORTATION IMPROVEMENT PROGRAM
PRIMARY STATE HIGHWAYS AND INTERMODAL



HIGHWAYS

MPO Project Num: **DT4306371**
LRTP Ref.: 6-10
County: MIAMI-DADE
Roadway ID: 87012000
Lanes Exist: 2
Lanes Improved: 2
Lanes Added: 2
Project Length: 2.364
District: 06

Project Description: **SR 847/NW 47 AVENUE**

FROM SR 860/NW 183 STREET TO PREMIER PKY (BROWARD)

Type of Work: **ADD LANES & RECONSTRUCT**

SIS or Non-SIS: **No**

Extra Description:

PHASE :	Funding Source	Proposed Funding (in \$000s)							
		<2016	2015 - 2016	2016 - 2017	2017 - 2018	2018 - 2019	2019 - 2020	>2020	All Years
CONTRACT INCENTIVES	SU	0	0	0	0	0	1,000	0	1,000
	Total	0	0	0	0	0	1,000	0	1,000
P D & E	DIH	116	0	0	0	0	0	0	116
P D & E	DS	21	0	0	0	0	0	0	21
P D & E	SU	1,409	0	0	0	0	0	0	1,409
	Total	1,545	0	0	0	0	0	0	1,545
PRELIMINARY ENGINEERING	DS	171	0	0	0	0	0	0	171
PRELIMINARY ENGINEERING	DIH	73	0	0	0	0	0	0	73
PRELIMINARY ENGINEERING	DDR	103	0	0	0	0	0	0	103
	Total	347	0	0	0	0	0	0	347
RAILROAD & UTILITIES	DS	35	0	0	0	0	0	0	35
	Total	35	0	0	0	0	0	0	35
RIGHT OF WAY	DIH	30	50	25	0	0	0	0	105
RIGHT OF WAY	DS	1,872	6,600	8,200	0	0	0	0	16,672

MIAMI-DADE METROPOLITAN PLANNING ORGANIZATION
TRANSPORTATION IMPROVEMENT PROGRAM
PRIMARY STATE HIGHWAYS AND INTERMODAL



HIGHWAYS

MPO Project Num: **DT4306371**
LRTP Ref.: 6-10
County: MIAMI-DADE
Roadway ID: 87012000
Lanes Exist: 2
Lanes Improved: 2
Lanes Added: 2
Project Length: 2.364
District: 06

Project Description: **SR 847/NW 47 AVENUE**

FROM SR 860/NW 183 STREET TO PREMIER PKY (BROWARD)

Type of Work: **ADD LANES & RECONSTRUCT**

SIS or Non-SIS: **No**

Extra Description:

		Proposed Funding (in \$000s)							
PHASE :	Funding Source	<2016	2015 - 2016	2016 - 2017	2017 - 2018	2018 - 2019	2019 - 2020	>2020	All Years
	Total	1,902	6,650	8,225	0	0	0	0	16,777
CONSTRUCTION	DS	0	0	0	4,004	0	0	0	4,004
CONSTRUCTION	SU	0	0	0	23,490	0	0	0	23,490
CONSTRUCTION	BRRP	5	0	0	0	0	0	0	5
CONSTRUCTION	DDR	0	0	0	162	0	0	0	162
CONSTRUCTION	DIH	0	0	0	151	0	0	0	151
	Total	5	0	0	27,807	0	0	0	27,812

RESPONSIBLE AGENCY: Florida Department of Transportation District 6

Item Segment TOTAL ALL Years ALL Phases: 47,516

Item Number: 430637

Item TOTAL ALL Years ALL Phases All Segments: 48,173

MIAMI-DADE METROPOLITAN PLANNING ORGANIZATION
TRANSPORTATION IMPROVEMENT PROGRAM
PRIMARY STATE HIGHWAYS AND INTERMODAL



HIGHWAYS

MPO Project Num: **DT4306372**
 LRTP Ref.: C-9
 County: MIAMI-DADE
 Roadway ID:
 Lanes Exist:
 Lanes Improved:
 Lanes Added:
 Project Length: 2.144
 District: 06

Project Description: **SR 847/NW 47 AVE**

**FROM SR 860/MIAMI
GARDENS**

**TO MIAMI DADE/BRWD CO
LINE**

Type of Work: **LANDSCAPING**

SIS or Non-SIS: **No**

Extra Description:

		Proposed Funding (in \$000s)							
PHASE :	Funding Source	<2016	2015 - 2016	2016 - 2017	2017 - 2018	2018 - 2019	2019 - 2020	>2020	All Years
PRELIMINARY ENGINEERING	DIH	0	0	0	10	0	0	0	10
PRELIMINARY ENGINEERING	DS	0	0	0	80	0	0	0	80
	Total	0	0	0	90	0	0	0	90
CONSTRUCTION	DIH	0	0	0	0	0	17	0	17
CONSTRUCTION	DS	0	0	0	0	0	550	0	550
	Total	0	0	0	0	0	567	0	567

RESPONSIBLE AGENCY: Florida Department of Transportation District 6

Item Segment TOTAL ALL Years ALL Phases: 657

Item Number: 430637

Item TOTAL ALL Years ALL Phases All Segments: 48,173

MIAMI-DADE METROPOLITAN PLANNING ORGANIZATION
TRANSPORTATION IMPROVEMENT PROGRAM
PRIMARY STATE HIGHWAYS AND INTERMODAL



HIGHWAYS

MPO Project Num: **DT4307633**
LRTP Ref.: 6-10
County: MIAMI-DADE
Roadway ID: 87075000
Lanes Exist: 8
Lanes Improved: 0
Lanes Added: 0
Project Length: 1.957
District: 06

Project Description: **SR 93/I-75**

FROM S. OF NW 170 STREET TO MIAMI-DADE COUNTY LINE

Type of Work: **ADD SPECIAL USE LANE**

SIS or Non-SIS: **Yes**

Extra Description:

PHASE :	Funding Source	Proposed Funding (in \$000s)							
		<2016	2015 - 2016	2016 - 2017	2017 - 2018	2018 - 2019	2019 - 2020	>2020	All Years
PRELIMINARY ENGINEERING	DIS	185	0	0	0	0	0	0	185
PRELIMINARY ENGINEERING	DI	38	0	0	0	0	0	0	38
PRELIMINARY ENGINEERING	STED	1,343	0	0	0	0	0	0	1,343
PRELIMINARY ENGINEERING	ACNP	0	0	0	0	0	0	0	0
PRELIMINARY ENGINEERING	GMR	1,400	0	0	0	0	0	0	1,400
PRELIMINARY ENGINEERING	DIH	25	0	0	0	0	0	0	25
PRELIMINARY ENGINEERING	NHPP	1,890	0	0	0	0	0	0	1,890
	Total	4,881	0	0	0	0	0	0	4,881
CONSTRUCTION	DIS	244	0	0	0	0	0	0	244
CONSTRUCTION	STED	7	231	0	0	0	0	0	238
CONSTRUCTION	ACNP	810	309	540	500	0	0	0	2,159
CONSTRUCTION	DI	698	0	0	0	0	0	0	698
	Total	1,758	540	540	500	0	0	0	3,338

RESPONSIBLE AGENCY: Florida Department of Transportation District 6

Item Segment TOTAL ALL Years ALL Phases: 8,220

Item Number: 430763

Item TOTAL ALL Years ALL Phases All Segments: 14,600

MIAMI-DADE METROPOLITAN PLANNING ORGANIZATION
TRANSPORTATION IMPROVEMENT PROGRAM
PRIMARY STATE HIGHWAYS AND INTERMODAL



HIGHWAYS

MPO Project Num: **DT4307636**
 LRTP Ref.: **NA**
 County: **MIAMI-DADE**
 Roadway ID: **87075000**
 Lanes Exist: **8**
 Lanes Improved: **0**
 Lanes Added: **0**
 Project Length: **5.442**
 District: **06**

Project Description: **SR-93/I-75**

FROM NW 103 STREET

TO MIAMI-DADE/BROWARD CL

Type of Work: **PRELIM ENG FOR FUTURE CAPACITY**

SIS or Non-SIS: **Yes**

Extra Description:

		Proposed Funding (in \$000s)							
PHASE :	Funding Source	<2016	2015 - 2016	2016 - 2017	2017 - 2018	2018 - 2019	2019 - 2020	>2020	All Years
ENVIRONMENTAL		1,747	0	0	0	0	0	0	1,747
ENVIRONMENTAL		2,896	0	0	0	0	0	0	2,896
	Total	4,644	0	0	0	0	0	0	4,644

RESPONSIBLE AGENCY: Florida Department of Transportation District 6

Item Segment TOTAL ALL Years ALL Phases: **4,644**

Item Number: 430763

Item TOTAL ALL Years ALL Phases All Segments: **14,600**

MIAMI-DADE METROPOLITAN PLANNING ORGANIZATION
TRANSPORTATION IMPROVEMENT PROGRAM
PRIMARY STATE HIGHWAYS AND INTERMODAL



HIGHWAYS

MPO Project Num: **DT4307638**
LRTP Ref.: NA
County: MIAMI-DADE
Roadway ID: 87075000
Lanes Exist: 8
Lanes Improved: 8
Lanes Added: 0
Project Length: 5.442
District: 06

Project Description: **SR-93/I-75**

FROM NW 170 STREET

TO MIAMI-DADE/BROWARD CL

Type of Work: **INSPECT CONSTRUCTION PROJS.**

SIS or Non-SIS: **Yes**

Extra Description:

PHASE :	Funding Source	Proposed Funding (in \$000s)							
		<2016	2015 - 2016	2016 - 2017	2017 - 2018	2018 - 2019	2019 - 2020	>2020	All Years
PRELIMINARY ENGINEERING		95	0	0	0	0	0	0	95
	Total	95	0	0	0	0	0	0	95
CONSTRUCTION		806	0	0	0	0	0	0	806
CONSTRUCTION		836	0	0	0	0	0	0	836
	Total	1,642	0	0	0	0	0	0	1,642

RESPONSIBLE AGENCY: Florida Department of Transportation District 6

Item Segment TOTAL ALL Years ALL Phases: 1,736

Item Number: 430763

Item TOTAL ALL Years ALL Phases All Segments: 14,600

MIAMI-DADE METROPOLITAN PLANNING ORGANIZATION
TRANSPORTATION IMPROVEMENT PROGRAM
PRIMARY STATE HIGHWAYS AND INTERMODAL



HIGHWAYS

MPO Project Num: **DT4307681**
LRTP Ref.: **C-9**
County: **MIAMI-DADE**
Roadway ID: **87030000**
Lanes Exist: **7**
Lanes Improved: **0**
Lanes Added: **0**
Project Length: **.958**
District: **06**

Project Description: **SR 5/BISCAYNE BLVD**

**AT NE 199, 203, 205, 209 & 213
STREETS**

Type of Work: **INTERSECTION IMPROVEMENT**

SIS or Non-SIS: **No**

Extra Description:

PHASE :	Funding Source	Proposed Funding (in \$000s)							
		<2016	2015 - 2016	2016 - 2017	2017 - 2018	2018 - 2019	2019 - 2020	>2020	All Years
CONTRACT INCENTIVES	SA	0	0	40	0	0	0	0	40
	Total	0	0	40	0	0	0	0	40
PRELIMINARY ENGINEERING	DDR	1	0	0	0	0	0	0	1
PRELIMINARY ENGINEERING	HSP	384	0	0	0	0	0	0	384
PRELIMINARY ENGINEERING	DS	10	0	0	0	0	0	0	10
	Total	394	0	0	0	0	0	0	394
CONSTRUCTION	DIH	72	0	0	0	0	0	0	72
CONSTRUCTION	HSP	1,790	154	0	0	0	0	0	1,944
CONSTRUCTION	DDR	759	0	0	0	0	0	0	759
	Total	2,620	154	0	0	0	0	0	2,774

RESPONSIBLE AGENCY: Florida Department of Transportation District 6

Item Segment TOTAL ALL Years ALL Phases: 3,209

Item Number: 430768

Item TOTAL ALL Years ALL Phases All Segments: 3,209

MIAMI-DADE METROPOLITAN PLANNING ORGANIZATION
TRANSPORTATION IMPROVEMENT PROGRAM
PRIMARY STATE HIGHWAYS AND INTERMODAL



HIGHWAYS

MPO Project Num: **DT4307901**
LRTP Ref.: **C-9**
County: **MIAMI-DADE**
Roadway ID: **87270000**
Lanes Exist: **6**
Lanes Improved: **6**
Lanes Added: **0**
Project Length: **1.340**
District: **06**

Project Description: **SR 9A/I-95 (S/B)**

FROM NW 103 STREET

TO NORTH OF NW 119 STREET

Type of Work: **RIGID PAVEMENT REHABILITATION**

SIS or Non-SIS: **Yes**

Extra Description:

PHASE :	Funding Source	Proposed Funding (in \$000s)							
		<2016	2015 - 2016	2016 - 2017	2017 - 2018	2018 - 2019	2019 - 2020	>2020	All Years
CONTRACT INCENTIVES	SA	0	0	0	100	0	0	0	100
	Total	0	0	0	100	0	0	0	100
PRELIMINARY ENGINEERING	DS	44	0	0	0	0	0	0	44
PRELIMINARY ENGINEERING	ACNP	64	0	0	0	0	0	0	64
PRELIMINARY ENGINEERING	NHPP	550	0	0	0	0	0	0	550
	Total	657	0	0	0	0	0	0	657
CONSTRUCTION	DDR	36	0	0	0	0	0	0	36
CONSTRUCTION	ACNP	2,950	0	0	0	0	0	0	2,950
	Total	2,986	0	0	0	0	0	0	2,986

RESPONSIBLE AGENCY: Florida Department of Transportation District 6

Item Segment TOTAL ALL Years ALL Phases: **3,743**

Item Number: 430790

Item TOTAL ALL Years ALL Phases All Segments: **18,609**

MIAMI-DADE METROPOLITAN PLANNING ORGANIZATION
TRANSPORTATION IMPROVEMENT PROGRAM
PRIMARY STATE HIGHWAYS AND INTERMODAL



HIGHWAYS

MPO Project Num: **DT4307902**
LRTP Ref.: **C-9**
County: **MIAMI-DADE**
Roadway ID: **87270000**
Lanes Exist: **6**
Lanes Improved: **6**
Lanes Added: **0**
Project Length: **3.268**
District: **06**

Project Description: **SR 9A/I-95 (N/B)**

FROM NW 103 STREET

TO BISCAYNE RIVER CANAL

Type of Work: **RIGID PAVEMENT REHABILITATION**

SIS or Non-SIS: **Yes**

Extra Description:

		Proposed Funding (in \$000s)							
PHASE :	Funding Source	<2016	2015 - 2016	2016 - 2017	2017 - 2018	2018 - 2019	2019 - 2020	>2020	All Years
CONTRACT INCENTIVES	SA	0	0	0	260	0	0	0	260
	Total	0	0	0	260	0	0	0	260
PRELIMINARY ENGINEERING	DS	64	0	0	0	0	0	0	64
PRELIMINARY ENGINEERING	NHPP	926	0	0	0	0	0	0	926
PRELIMINARY ENGINEERING	ACNP	206	0	0	0	0	0	0	206
	Total	1,196	0	0	0	0	0	0	1,196
CONSTRUCTION	ACNP	13,296	0	0	0	0	0	0	13,296
CONSTRUCTION	DDR	114	0	0	0	0	0	0	114
	Total	13,411	0	0	0	0	0	0	13,411

RESPONSIBLE AGENCY: Florida Department of Transportation District 6

Item Segment TOTAL ALL Years ALL Phases: **14,866**

Item Number: 430790

Item TOTAL ALL Years ALL Phases All Segments: **18,609**

MIAMI-DADE METROPOLITAN PLANNING ORGANIZATION
TRANSPORTATION IMPROVEMENT PROGRAM
PRIMARY STATE HIGHWAYS AND INTERMODAL



HIGHWAYS

MPO Project Num: **DT4308031**
LRTP Ref.: C-9
County: MIAMI-DADE
Roadway ID: 87002000
Lanes Exist: 6
Lanes Improved: 6
Lanes Added: 0
Project Length: 2.808
District: 06

Project Description: **SR 823/NW 57 AVENUE**

FROM N OF SR916/NW 135 ST TO S OF NW 186 STREET

Type of Work: **RESURFACING**

SIS or Non-SIS: **No**

Extra Description:

		Proposed Funding (in \$000s)							
PHASE :	Funding Source	<2016	2015 - 2016	2016 - 2017	2017 - 2018	2018 - 2019	2019 - 2020	>2020	All Years
PRELIMINARY ENGINEERING	LF	178	0	0	0	0	0	0	178
PRELIMINARY ENGINEERING	DS	655	0	0	0	0	0	0	655
PRELIMINARY ENGINEERING	DIH	48	0	0	0	0	0	0	48
	Total	880	0	0	0	0	0	0	880
RIGHT OF WAY	DIH	1	0	0	0	0	0	0	1
	Total	1	0	0	0	0	0	0	1
CONSTRUCTION	DS	0	4,606	0	0	0	0	0	4,606
CONSTRUCTION	DIH	0	21	0	0	0	0	0	21
	Total	0	4,627	0	0	0	0	0	4,627

RESPONSIBLE AGENCY: Florida Department of Transportation District 6

Item Segment TOTAL ALL Years ALL Phases: 5,508

Item Number: 430803

Item TOTAL ALL Years ALL Phases All Segments: 5,508

MIAMI-DADE METROPOLITAN PLANNING ORGANIZATION
TRANSPORTATION IMPROVEMENT PROGRAM
PRIMARY STATE HIGHWAYS AND INTERMODAL



HIGHWAYS

MPO Project Num: **DT4308081**
LRTP Ref.: C-9
County: MIAMI-DADE
Roadway ID: 87030000
Lanes Exist: 4
Lanes Improved: 4
Lanes Added: 0
Project Length: 3.053
District: 06

Project Description: **SR 5/BISCAYNE BLVD**

FROM NE 151 STREET

TO NE 196 STREET

Type of Work: **RESURFACING**

SIS or Non-SIS: **No**

Extra Description:

		Proposed Funding (in \$000s)							
PHASE :	Funding Source	<2016	2015 - 2016	2016 - 2017	2017 - 2018	2018 - 2019	2019 - 2020	>2020	All Years
CONTRACT INCENTIVES	DS	0	0	0	220	0	0	0	220
	Total	0	0	0	220	0	0	0	220
PRELIMINARY ENGINEERING	HSP	150	0	0	0	0	0	0	150
PRELIMINARY ENGINEERING	DS	754	0	0	0	0	0	0	754
PRELIMINARY ENGINEERING	DIH	100	0	0	0	0	0	0	100
	Total	1,004	0	0	0	0	0	0	1,004
RAILROAD & UTILITIES	LF	0	9	0	0	0	0	0	9
	Total	0	9	0	0	0	0	0	9
RIGHT OF WAY	DIH	64	0	0	0	0	0	0	64
RIGHT OF WAY	DS	59	0	0	0	0	0	0	59
	Total	123	0	0	0	0	0	0	123
CONSTRUCTION	HSP	0	961	65	0	0	0	0	1,026
CONSTRUCTION	DDR	0	1,839	0	0	0	0	0	1,839
CONSTRUCTION	DIH	0	338	0	0	0	0	0	338

MIAMI-DADE METROPOLITAN PLANNING ORGANIZATION
TRANSPORTATION IMPROVEMENT PROGRAM
PRIMARY STATE HIGHWAYS AND INTERMODAL



HIGHWAYS

MPO Project Num: **DT4308081**
LRTP Ref.: C-9
County: MIAMI-DADE
Roadway ID: 87030000
Lanes Exist: 4
Lanes Improved: 4
Lanes Added: 0
Project Length: 3.053
District: 06

Project Description: **SR 5/BISCAYNE BLVD**

FROM NE 151 STREET

TO NE 196 STREET

Type of Work: **RESURFACING**

SIS or Non-SIS: **No**

Extra Description:

		Proposed Funding (in \$000s)							
PHASE :	Funding Source	<2016	2015 - 2016	2016 - 2017	2017 - 2018	2018 - 2019	2019 - 2020	>2020	All Years
CONSTRUCTION	DS	0	3,503	529	0	0	0	0	4,032
	Total	0	6,641	594	0	0	0	0	7,235

RESPONSIBLE AGENCY: Florida Department of Transportation District 6

Item Segment TOTAL ALL Years ALL Phases: 8,592

Item Number: 430808

Item TOTAL ALL Years ALL Phases All Segments: 11,039

MIAMI-DADE METROPOLITAN PLANNING ORGANIZATION
TRANSPORTATION IMPROVEMENT PROGRAM
PRIMARY STATE HIGHWAYS AND INTERMODAL



HIGHWAYS

MPO Project Num: **DT4308082**
LRTP Ref.: C-9
County: MIAMI-DADE
Roadway ID: 87026000
Lanes Exist: 5
Lanes Improved: 0
Lanes Added: 0
Project Length: .097
District: 06

Project Description: **SR 860/MIAMI GARDENS DRIVE**

**AT BISCAYNE BLVD. AND AT
WEST DIXIE HIGHWAY**

Type of Work: **INTERSECTION IMPROVEMENT**

SIS or Non-SIS: **No**

Extra Description:

		Proposed Funding (in \$000s)							
PHASE :	Funding Source	<2016	2015 - 2016	2016 - 2017	2017 - 2018	2018 - 2019	2019 - 2020	>2020	All Years
CONTRACT INCENTIVES	SA	0	0	0	20	0	0	0	20
	Total	0	0	0	20	0	0	0	20
PRELIMINARY ENGINEERING	DDR	205	0	0	0	0	0	0	205
PRELIMINARY ENGINEERING	DIH	40	0	0	0	0	0	0	40
PRELIMINARY ENGINEERING	DS	79	0	0	0	0	0	0	79
	Total	324	0	0	0	0	0	0	324
RAILROAD & UTILITIES	HSP	0	356	0	0	0	0	0	356
	Total	0	356	0	0	0	0	0	356
RIGHT OF WAY	DS	484	260	0	0	0	0	0	744
RIGHT OF WAY	DIH	25	20	0	0	0	0	0	45
	Total	509	280	0	0	0	0	0	789
CONSTRUCTION	HSP	0	825	63	0	0	0	0	888
CONSTRUCTION	DIH	0	44	0	0	0	0	0	44
CONSTRUCTION	DDR	0	6	21	0	0	0	0	27

MIAMI-DADE METROPOLITAN PLANNING ORGANIZATION
TRANSPORTATION IMPROVEMENT PROGRAM
PRIMARY STATE HIGHWAYS AND INTERMODAL



HIGHWAYS

MPO Project Num: **DT4308082**
 LRTP Ref.: C-9
 County: MIAMI-DADE
 Roadway ID: 87026000
 Lanes Exist: 5
 Lanes Improved: 0
 Lanes Added: 0
 Project Length: .097
 District: 06

Project Description: **SR 860/MIAMI GARDENS DRIVE**

**AT BISCAYNE BLVD. AND AT
WEST DIXIE HIGHWAY**

Type of Work: **INTERSECTION IMPROVEMENT**

SIS or Non-SIS: **No**

Extra Description:

PHASE :	Funding Source	Proposed Funding (in \$000s)							All Years
		<2016	2015 - 2016	2016 - 2017	2017 - 2018	2018 - 2019	2019 - 2020	>2020	
	Total	0	875	84	0	0	0	0	959

RESPONSIBLE AGENCY: Florida Department of Transportation District 6

Item Segment TOTAL ALL Years ALL Phases: 2,447

Item Number: 430808

Item TOTAL ALL Years ALL Phases All Segments: 11,039

MIAMI-DADE METROPOLITAN PLANNING ORGANIZATION
TRANSPORTATION IMPROVEMENT PROGRAM
PRIMARY STATE HIGHWAYS AND INTERMODAL



HIGHWAYS

MPO Project Num: **DT4308131**
LRTP Ref.: **C-9**
County: **MIAMI-DADE**
Roadway ID: **87060001**
Lanes Exist: **3**
Lanes Improved: **3**
Lanes Added: **0**
Project Length: **.516**
District: **06**

Project Description: **SR A1A/INDIAN CRK DR**

FROM ABBOTT AVENUE

TO SR 907/WEST 63 STREET

Type of Work: **RESURFACING - RIDE ONLY**

SIS or Non-SIS: **No**

Extra Description:

		Proposed Funding (in \$000s)							
PHASE :	Funding Source	<2016	2015 - 2016	2016 - 2017	2017 - 2018	2018 - 2019	2019 - 2020	>2020	All Years
PRELIMINARY ENGINEERING	DS	130	130	0	0	0	0	0	260
PRELIMINARY ENGINEERING	DIH	10	10	0	0	0	0	0	20
	Total	140	140	0	0	0	0	0	280
CONSTRUCTION	DS	0	0	0	11	0	0	0	11
CONSTRUCTION	DIH	0	0	0	31	0	0	0	31
CONSTRUCTION	DDR	0	0	0	707	0	0	0	707
	Total	0	0	0	749	0	0	0	749

RESPONSIBLE AGENCY: Florida Department of Transportation District 6

Item Segment TOTAL ALL Years ALL Phases: **1,029**

Item Number: 430813

Item TOTAL ALL Years ALL Phases All Segments: **1,029**

MIAMI-DADE METROPOLITAN PLANNING ORGANIZATION
TRANSPORTATION IMPROVEMENT PROGRAM
PRIMARY STATE HIGHWAYS AND INTERMODAL



HIGHWAYS

MPO Project Num: **DT4308171**
LRTP Ref.: **C-9**
County: **MIAMI-DADE**
Roadway ID: **87140000**
Lanes Exist: **4**
Lanes Improved: **4**
Lanes Added: **0**
Project Length: **2.558**
District: **06**

Project Description: **SR 7/NW 7 AVENUE**

FROM NW 36 STREET

TO N OF NW 78 STREET

Type of Work: **RESURFACING**

SIS or Non-SIS: **No**

Extra Description:

PHASE :	Funding Source	Proposed Funding (in \$000s)							
		<2016	2015 - 2016	2016 - 2017	2017 - 2018	2018 - 2019	2019 - 2020	>2020	All Years
CONTRACT INCENTIVES	DS	0	0	470	0	0	0	0	470
	Total	0	0	470	0	0	0	0	470
PRELIMINARY ENGINEERING	DS	189	0	0	0	0	0	0	189
PRELIMINARY ENGINEERING	DDR	118	0	0	0	0	0	0	118
PRELIMINARY ENGINEERING	DIH	229	0	0	0	0	0	0	229
	Total	536	0	0	0	0	0	0	536
RAILROAD & UTILITIES	LF	62	0	0	0	0	0	0	62
RAILROAD & UTILITIES	DS	20	0	0	0	0	0	0	20
	Total	82	0	0	0	0	0	0	82
RIGHT OF WAY	DIH	0	0	0	0	0	0	0	0
	Total	0	0	0	0	0	0	0	0
CONSTRUCTION	DDR	70	0	0	0	0	0	0	70
CONSTRUCTION	EB	52	0	0	0	0	0	0	52
CONSTRUCTION	ACSA	574	0	0	0	0	0	0	574

MIAMI-DADE METROPOLITAN PLANNING ORGANIZATION
TRANSPORTATION IMPROVEMENT PROGRAM
PRIMARY STATE HIGHWAYS AND INTERMODAL



HIGHWAYS

MPO Project Num: **DT4308171**
 LRTP Ref.: C-9
 County: MIAMI-DADE
 Roadway ID: 87140000
 Lanes Exist: 4
 Lanes Improved: 4
 Lanes Added: 0
 Project Length: 2.558
 District: 06

Project Description: **SR 7/NW 7 AVENUE**

FROM NW 36 STREET

TO N OF NW 78 STREET

Type of Work: **RESURFACING**

SIS or Non-SIS: **No**

Extra Description:

		Proposed Funding (in \$000s)							
PHASE :	Funding Source	<2016	2015 - 2016	2016 - 2017	2017 - 2018	2018 - 2019	2019 - 2020	>2020	All Years
CONSTRUCTION	SA	7,023	0	0	0	0	0	0	7,023
	Total	7,718	0	0	0	0	0	0	7,718

RESPONSIBLE AGENCY: Florida Department of Transportation District 6

Item Segment TOTAL ALL Years ALL Phases: 8,806

Item Number: 430817

Item TOTAL ALL Years ALL Phases All Segments: 10,131

MIAMI-DADE METROPOLITAN PLANNING ORGANIZATION
TRANSPORTATION IMPROVEMENT PROGRAM
PRIMARY STATE HIGHWAYS AND INTERMODAL



HIGHWAYS

MPO Project Num: **DT4308172**
LRTP Ref.: C-9
County: MIAMI-DADE
Roadway ID: 87140000
Lanes Exist: 6
Lanes Improved: 6
Lanes Added: 0
Project Length: .590
District: 06

Project Description: **SR 7/NW 7 AVENUE**

FROM N OF NW 79 STREET

TO LITTLE RIVER DRIVE

Type of Work: **RESURFACING**

SIS or Non-SIS: **No**

Extra Description:

		Proposed Funding (in \$000s)							
PHASE :	Funding Source	<2016	2015 - 2016	2016 - 2017	2017 - 2018	2018 - 2019	2019 - 2020	>2020	All Years
PRELIMINARY ENGINEERING	DS	301	0	0	0	0	0	0	301
PRELIMINARY ENGINEERING	DIH	21	0	0	0	0	0	0	21
	Total	322	0	0	0	0	0	0	322
CONSTRUCTION	DS	0	0	0	993	0	0	0	993
CONSTRUCTION	DIH	0	0	0	11	0	0	0	11
	Total	0	0	0	1,004	0	0	0	1,004

RESPONSIBLE AGENCY: Florida Department of Transportation District 6

Item Segment TOTAL ALL Years ALL Phases: 1,326

Item Number: 430817

Item TOTAL ALL Years ALL Phases All Segments: 10,131

MIAMI-DADE METROPOLITAN PLANNING ORGANIZATION
TRANSPORTATION IMPROVEMENT PROGRAM
PRIMARY STATE HIGHWAYS AND INTERMODAL



HIGHWAYS

MPO Project Num: **DT4308211**
 LRTP Ref.: NA
 County: MIAMI-DADE
 Roadway ID: 87260000
 Lanes Exist: 8
 Lanes Improved: 8
 Lanes Added: 0
 Project Length: .901
 District: 06

Project Description: **SR 826/PALMETTO EXPY**

FROM N OF N.W. 12 AVENUE TO S OF N.W. 7 AVENUE

Type of Work: **RESURFACING**

SIS or Non-SIS: **Yes**

Extra Description:

		Proposed Funding (in \$000s)							
PHASE :	Funding Source	<2016	2015 - 2016	2016 - 2017	2017 - 2018	2018 - 2019	2019 - 2020	>2020	All Years
PRELIMINARY ENGINEERING		210	0	0	0	0	0	0	210
	Total	210	0	0	0	0	0	0	210

RESPONSIBLE AGENCY: Florida Department of Transportation District 6

Item Segment TOTAL ALL Years ALL Phases: 210

Item Number: 430821

Item TOTAL ALL Years ALL Phases All Segments: 4,380

MIAMI-DADE METROPOLITAN PLANNING ORGANIZATION
TRANSPORTATION IMPROVEMENT PROGRAM
PRIMARY STATE HIGHWAYS AND INTERMODAL



HIGHWAYS

MPO Project Num: **DT4308212**
LRTP Ref.: C-9
County: MIAMI-DADE
Roadway ID: 87260000
Lanes Exist: 3
Lanes Improved: 3
Lanes Added: 0
Project Length: 1.514
District: 06

Project Description: **SR 826/PALMETTO EXPY**

**FROM SR 878/SNAPPER
CREEK**

TO N OF SUNSET DRIVE

Type of Work: **RESURFACING**

SIS or Non-SIS: **Yes**

Extra Description:

		Proposed Funding (in \$000s)							
PHASE :	Funding Source	<2016	2015 - 2016	2016 - 2017	2017 - 2018	2018 - 2019	2019 - 2020	>2020	All Years
PRELIMINARY ENGINEERING	DS	256	0	0	0	0	0	0	256
PRELIMINARY ENGINEERING	DIH	11	0	0	0	0	0	0	11
	Total	266	0	0	0	0	0	0	266
CONSTRUCTION	DIH	0	44	0	0	0	0	0	44
CONSTRUCTION	DS	0	2,293	0	0	0	0	0	2,293
	Total	0	2,337	0	0	0	0	0	2,337

RESPONSIBLE AGENCY: Florida Department of Transportation District 6

Item Segment TOTAL ALL Years ALL Phases: 2,603

Item Number: 430821

Item TOTAL ALL Years ALL Phases All Segments: 4,380

MIAMI-DADE METROPOLITAN PLANNING ORGANIZATION
TRANSPORTATION IMPROVEMENT PROGRAM
PRIMARY STATE HIGHWAYS AND INTERMODAL



HIGHWAYS

MPO Project Num: **DT4308213**
LRTP Ref.: NA
County: MIAMI-DADE
Roadway ID: 87260525
Lanes Exist: 2
Lanes Improved: 2
Lanes Added: 0
Project Length: 3.753
District: 06

Project Description: **SR 826/PALMETTO EXPY FRONTAGE
ROADS (VARIOUS LOCATIONS)**

Type of Work: **RESURFACING**

SIS or Non-SIS: **No**

Extra Description:

PHASE :	Funding Source	Proposed Funding (in \$000s)							
		<2016	2015 - 2016	2016 - 2017	2017 - 2018	2018 - 2019	2019 - 2020	>2020	All Years
PRELIMINARY ENGINEERING		153	0	0	0	0	0	0	153
	Total	153	0	0	0	0	0	0	153
RAILROAD & UTILITIES		5	0	0	0	0	0	0	5
	Total	5	0	0	0	0	0	0	5
CONSTRUCTION		1,409	0	0	0	0	0	0	1,409
	Total	1,409	0	0	0	0	0	0	1,409

RESPONSIBLE AGENCY: Florida Department of Transportation District 6

Item Segment TOTAL ALL Years ALL Phases: 1,567

Item Number: 430821

Item TOTAL ALL Years ALL Phases All Segments: 4,380

MIAMI-DADE METROPOLITAN PLANNING ORGANIZATION
TRANSPORTATION IMPROVEMENT PROGRAM
PRIMARY STATE HIGHWAYS AND INTERMODAL



HIGHWAYS

MPO Project Num: **DT4309491**
LRTP Ref.: C-9
County: MIAMI-DADE
Roadway ID: 87060000
Lanes Exist: 6
Lanes Improved: 6
Lanes Added: 0
Project Length: 2.241
District: 06

Project Description: **SR A1A/COLLINS AVE.**

FROM BAYVIEW DRIVE

TO SR 856 / 192 STREET

Type of Work: **RESURFACING**

SIS or Non-SIS: **No**

Extra Description:

		Proposed Funding (in \$000s)							
PHASE :	Funding Source	<2016	2015 - 2016	2016 - 2017	2017 - 2018	2018 - 2019	2019 - 2020	>2020	All Years
CONTRACT INCENTIVES	DS	0	0	0	200	0	0	0	200
	Total	0	0	0	200	0	0	0	200
PRELIMINARY ENGINEERING	DIH	34	0	0	0	0	0	0	34
PRELIMINARY ENGINEERING	DS	41	0	0	0	0	0	0	41
PRELIMINARY ENGINEERING	DDR	522	0	0	0	0	0	0	522
	Total	597	0	0	0	0	0	0	597
CONSTRUCTION	SA	0	0	3,939	0	0	0	0	3,939
CONSTRUCTION	LF	0	0	1,106	0	0	0	0	1,106
CONSTRUCTION	DS	0	0	302	0	0	0	0	302
CONSTRUCTION	DDR	0	0	354	0	0	0	0	354
	Total	0	0	5,701	0	0	0	0	5,701

RESPONSIBLE AGENCY: Florida Department of Transportation District 6

Item Segment TOTAL ALL Years ALL Phases: 6,498

Item Number: 430949

Item TOTAL ALL Years ALL Phases All Segments: 6,498

MIAMI-DADE METROPOLITAN PLANNING ORGANIZATION
TRANSPORTATION IMPROVEMENT PROGRAM
PRIMARY STATE HIGHWAYS AND INTERMODAL



HIGHWAYS

MPO Project Num: **DT4309571**
 LRTP Ref.: 6-30
 County: MIAMI-DADE
 Roadway ID: 87026112
 Lanes Exist: 0
 Lanes Improved: 0
 Lanes Added: 2
 Project Length: 2.007
 District: 06

Project Description: **SR 860/MIAMI GARDENS DRIVE
INTERCHANGE (SYSTEM-TO-SYSTEM
INTCH)**

Type of Work: **NEW ROAD CONSTRUCTION**

SIS or Non-SIS: **No**

Extra Description:

		Proposed Funding (in \$000s)							
PHASE :	Funding Source	<2016	2015 - 2016	2016 - 2017	2017 - 2018	2018 - 2019	2019 - 2020	>2020	All Years
PRELIMINARY ENGINEERING	DIH	0	0	0	0	250	0	0	250
PRELIMINARY ENGINEERING	DS	0	0	0	0	300	0	0	300
	Total	0	0	0	0	550	0	0	550

RESPONSIBLE AGENCY: Florida Department of Transportation District 6

Item Segment TOTAL ALL Years ALL Phases: 550

Item Number: 430957

Item TOTAL ALL Years ALL Phases All Segments: 550

MIAMI-DADE METROPOLITAN PLANNING ORGANIZATION
TRANSPORTATION IMPROVEMENT PROGRAM
PRIMARY STATE HIGHWAYS AND INTERMODAL



HIGHWAYS

MPO Project Num: **DT4311701**
 LRTP Ref.: C-9
 County: MIAMI-DADE
 Roadway ID: 87001000
 Lanes Exist: 6
 Lanes Improved: 6
 Lanes Added: 0
 Project Length: 1.716
 District: 06

Project Description: **SR 94/KENDALL DRIVE**

FROM SW 97 AVENUE

TO SW 79 AVENUE

Type of Work: **RESURFACING**

SIS or Non-SIS: **No**

Extra Description:

		Proposed Funding (in \$000s)							
PHASE :	Funding Source	<2016	2015 - 2016	2016 - 2017	2017 - 2018	2018 - 2019	2019 - 2020	>2020	All Years
PRELIMINARY ENGINEERING	DS	0	290	0	0	0	0	0	290
PRELIMINARY ENGINEERING	DIH	0	30	0	0	0	0	0	30
	Total	0	320	0	0	0	0	0	320
CONSTRUCTION	DDR	0	0	0	2,202	0	0	0	2,202
CONSTRUCTION	DIH	0	0	0	21	0	0	0	21
CONSTRUCTION	DS	0	0	0	238	0	0	0	238
	Total	0	0	0	2,461	0	0	0	2,461

RESPONSIBLE AGENCY: Florida Department of Transportation District 6

Item Segment TOTAL ALL Years ALL Phases: 2,781

Item Number: 431170

Item TOTAL ALL Years ALL Phases All Segments: 8,460

MIAMI-DADE METROPOLITAN PLANNING ORGANIZATION
TRANSPORTATION IMPROVEMENT PROGRAM
PRIMARY STATE HIGHWAYS AND INTERMODAL



HIGHWAYS

MPO Project Num: **DT4311702**
LRTP Ref.: **C-9**
County: **MIAMI-DADE**
Roadway ID:
Lanes Exist:
Lanes Improved:
Lanes Added:
Project Length: **.559**
District: **06**

Project Description: **SR 94/KENDALL DRIVE**

FROM SW 102 AVENUE

FROM EAST OF SW 97 AVENUE

Type of Work: **RESURFACING**

SIS or Non-SIS: **No**

Extra Description:

		Proposed Funding (in \$000s)							
PHASE :	Funding Source	<2016	2015 - 2016	2016 - 2017	2017 - 2018	2018 - 2019	2019 - 2020	>2020	All Years
PRELIMINARY ENGINEERING	DS	0	170	0	0	0	0	0	170
PRELIMINARY ENGINEERING	DIH	30	0	0	0	0	0	0	30
	Total	30	170	0	0	0	0	0	200
CONSTRUCTION	DIH	0	0	0	132	0	0	0	132
CONSTRUCTION	DS	0	0	0	54	0	0	0	54
CONSTRUCTION	NHRE	0	0	0	1,268	0	0	0	1,268
	Total	0	0	0	1,454	0	0	0	1,454

RESPONSIBLE AGENCY: Florida Department of Transportation District 6

Item Segment TOTAL ALL Years ALL Phases: **1,654**

Item Number: 431170

Item TOTAL ALL Years ALL Phases All Segments: **8,460**

MIAMI-DADE METROPOLITAN PLANNING ORGANIZATION
TRANSPORTATION IMPROVEMENT PROGRAM
PRIMARY STATE HIGHWAYS AND INTERMODAL



HIGHWAYS

MPO Project Num: **DT4311703**
 LRTP Ref.: **C-9**
 County: **MIAMI-DADE**
 Roadway ID:
 Lanes Exist:
 Lanes Improved:
 Lanes Added:
 Project Length: **.451**
 District: **06**

Project Description: **SR 94/KENDALL DRIVE**

FROM SW 7500 BLOCK/SW 73 TO US 1 / S.DIXIE HWY PLACE

Type of Work: **RESURFACING**

SIS or Non-SIS: **No**

Extra Description:

		Proposed Funding (in \$000s)							
PHASE :	Funding Source	<2016	2015 - 2016	2016 - 2017	2017 - 2018	2018 - 2019	2019 - 2020	>2020	All Years
PRELIMINARY ENGINEERING	DDR	0	150	0	0	0	0	0	150
PRELIMINARY ENGINEERING	DIH	0	30	0	0	0	0	0	30
	Total	0	180	0	0	0	0	0	180
CONSTRUCTION	DS	0	0	0	54	0	0	0	54
CONSTRUCTION	SA	0	0	0	1,127	0	0	0	1,127
CONSTRUCTION	DIH	0	0	0	22	0	0	0	22
CONSTRUCTION	DDR	0	0	0	16	0	0	0	16
	Total	0	0	0	1,219	0	0	0	1,219

RESPONSIBLE AGENCY: Florida Department of Transportation District 6

Item Segment TOTAL ALL Years ALL Phases: **1,399**

Item Number: 431170

Item TOTAL ALL Years ALL Phases All Segments: **8,460**

MIAMI-DADE METROPOLITAN PLANNING ORGANIZATION
TRANSPORTATION IMPROVEMENT PROGRAM
PRIMARY STATE HIGHWAYS AND INTERMODAL



HIGHWAYS

MPO Project Num: **DT4311704**
LRTP Ref.: **C-9**
County: **MIAMI-DADE**
Roadway ID:
Lanes Exist:
Lanes Improved:
Lanes Added:
Project Length: **.718**
District: **06**

Project Description: **SR 94/KENDALL DRIVE**

FROM SW 77 AVE

TO US 1

Type of Work: **INTERSECTION IMPROVEMENT**

SIS or Non-SIS: **No**

Extra Description:

		Proposed Funding (in \$000s)							
PHASE :	Funding Source	<2016	2015 - 2016	2016 - 2017	2017 - 2018	2018 - 2019	2019 - 2020	>2020	All Years
PRELIMINARY ENGINEERING	HSP	0	464	0	0	0	0	0	464
PRELIMINARY ENGINEERING	DIH	0	30	0	0	0	0	0	30
	Total	0	494	0	0	0	0	0	494
CONSTRUCTION	DDR	0	0	0	0	153	0	0	153
CONSTRUCTION	DIH	0	0	0	0	22	0	0	22
CONSTRUCTION	DS	0	0	0	0	33	0	0	33
CONSTRUCTION	HSP	0	0	0	0	1,924	0	0	1,924
	Total	0	0	0	0	2,132	0	0	2,132

RESPONSIBLE AGENCY: Florida Department of Transportation District 6

Item Segment TOTAL ALL Years ALL Phases: **2,626**

Item Number: 431170

Item TOTAL ALL Years ALL Phases All Segments: **8,460**

MIAMI-DADE METROPOLITAN PLANNING ORGANIZATION
TRANSPORTATION IMPROVEMENT PROGRAM
PRIMARY STATE HIGHWAYS AND INTERMODAL



HIGHWAYS

MPO Project Num: **DT4311721**
LRTP Ref.: C-9
County: MIAMI-DADE
Roadway ID: 87008001
Lanes Exist: 3
Lanes Improved: 3
Lanes Added: 0
Project Length: .258
District: 06

Project Description: **SR 916/OPALOCKA BLVD**

FROM NW 5 AVENUE

TO NW 2 AVENUE

Type of Work: **RESURFACING**

SIS or Non-SIS: **No**

Extra Description:

		Proposed Funding (in \$000s)							
PHASE :	Funding Source	<2016	2015 - 2016	2016 - 2017	2017 - 2018	2018 - 2019	2019 - 2020	>2020	All Years
PRELIMINARY ENGINEERING	DIH	49	0	0	0	0	0	0	49
PRELIMINARY ENGINEERING	DS	6	0	0	0	0	0	0	6
PRELIMINARY ENGINEERING	DDR	118	0	0	0	0	0	0	118
	Total	173	0	0	0	0	0	0	173
CONSTRUCTION	DIH	0	17	0	0	0	0	0	17
CONSTRUCTION	SA	0	280	0	0	0	0	0	280
CONSTRUCTION	HSP	0	71	0	0	0	0	0	71
CONSTRUCTION	DS	0	37	0	0	0	0	0	37
	Total	0	405	0	0	0	0	0	405

RESPONSIBLE AGENCY: Florida Department of Transportation District 6

Item Segment TOTAL ALL Years ALL Phases: 578

Item Number: 431172

Item TOTAL ALL Years ALL Phases All Segments: 578

MIAMI-DADE METROPOLITAN PLANNING ORGANIZATION
TRANSPORTATION IMPROVEMENT PROGRAM
PRIMARY STATE HIGHWAYS AND INTERMODAL



HIGHWAYS

MPO Project Num: **DT4311761**
LRTP Ref.: C-9
County: MIAMI-DADE
Roadway ID: 87038000
Lanes Exist: 6
Lanes Improved: 6
Lanes Added: 0
Project Length: 3.241
District: 06

Project Description: **SR 932/NW103ST/E49ST**

FROM EAST 10TH AVENUE

TO SR 7 / NW 7 AVENUE

Type of Work: **RESURFACING**

SIS or Non-SIS: **No**

Extra Description:

PHASE :	Funding Source	Proposed Funding (in \$000s)							
		<2016	2015 - 2016	2016 - 2017	2017 - 2018	2018 - 2019	2019 - 2020	>2020	All Years
CONTRACT INCENTIVES	SA	0	150	0	0	0	0	0	150
	Total	0	150	0	0	0	0	0	150
PRELIMINARY ENGINEERING	DIH	44	0	0	0	0	0	0	44
PRELIMINARY ENGINEERING	DS	666	0	0	0	0	0	0	666
	Total	710	0	0	0	0	0	0	710
RAILROAD & UTILITIES	LF	30	0	0	0	0	0	0	30
	Total	30	0	0	0	0	0	0	30
CONSTRUCTION	NHRE	471	0	0	0	0	0	0	471
CONSTRUCTION	DDR	77	0	0	0	0	0	0	77
CONSTRUCTION	SA	2,790	0	0	0	0	0	0	2,790
CONSTRUCTION	DS	26	0	0	0	0	0	0	26
	Total	3,364	0	0	0	0	0	0	3,364

RESPONSIBLE AGENCY: Florida Department of Transportation District 6

Item Segment TOTAL ALL Years ALL Phases: 4,254

Item Number: 431176

Item TOTAL ALL Years ALL Phases All Segments: 4,254

MIAMI-DADE METROPOLITAN PLANNING ORGANIZATION
TRANSPORTATION IMPROVEMENT PROGRAM
PRIMARY STATE HIGHWAYS AND INTERMODAL



HIGHWAYS

MPO Project Num: **DT4311791**
LRTP Ref.: C-9
County: MIAMI-DADE
Roadway ID: 87250000
Lanes Exist: 4
Lanes Improved: 4
Lanes Added: 0
Project Length: 3.305
District: 06

Project Description: **SR 944/HIALEAH DRIVE**

FROM E 10 AVENUE

TO SR 7 / NW 7 AVENUE

Type of Work: **RESURFACING**

SIS or Non-SIS: **No**

Extra Description:

PHASE :	Funding Source	Proposed Funding (in \$000s)							
		<2016	2015 - 2016	2016 - 2017	2017 - 2018	2018 - 2019	2019 - 2020	>2020	All Years
CONTRACT INCENTIVES	DDR	0	100	0	0	0	0	0	100
	Total	0	100	0	0	0	0	0	100
PRELIMINARY ENGINEERING	DDR	33	0	0	0	0	0	0	33
PRELIMINARY ENGINEERING	DIH	42	0	0	0	0	0	0	42
PRELIMINARY ENGINEERING	DS	842	0	0	0	0	0	0	842
	Total	916	0	0	0	0	0	0	916
RAILROAD & UTILITIES	LF	78	0	0	0	0	0	0	78
RAILROAD & UTILITIES	DS	435	0	0	0	0	0	0	435
	Total	513	0	0	0	0	0	0	513
RIGHT OF WAY	DIH	1	0	0	0	0	0	0	1
RIGHT OF WAY	DDR	3	0	0	0	0	0	0	3
	Total	4	0	0	0	0	0	0	4
CONSTRUCTION	DDR	2,581	0	0	0	0	0	0	2,581
CONSTRUCTION	DS	476	0	0	0	0	0	0	476

MIAMI-DADE METROPOLITAN PLANNING ORGANIZATION
TRANSPORTATION IMPROVEMENT PROGRAM
PRIMARY STATE HIGHWAYS AND INTERMODAL



HIGHWAYS

MPO Project Num: **DT4311791**
 LRTP Ref.: C-9
 County: MIAMI-DADE
 Roadway ID: 87250000
 Lanes Exist: 4
 Lanes Improved: 4
 Lanes Added: 0
 Project Length: 3.305
 District: 06

Project Description: **SR 944/HIALEAH DRIVE**

FROM E 10 AVENUE

TO SR 7 / NW 7 AVENUE

Type of Work: **RESURFACING**

SIS or Non-SIS: **No**

Extra Description:

		Proposed Funding (in \$000s)							
PHASE :	Funding Source	<2016	2015 - 2016	2016 - 2017	2017 - 2018	2018 - 2019	2019 - 2020	>2020	All Years
CONSTRUCTION	DIH	36	0	0	0	0	0	0	36
	Total	3,092	0	0	0	0	0	0	3,092

RESPONSIBLE AGENCY: Florida Department of Transportation District 6

Item Segment TOTAL ALL Years ALL Phases: 4,625

Item Number: 431179

Item TOTAL ALL Years ALL Phases All Segments: 4,926

MIAMI-DADE METROPOLITAN PLANNING ORGANIZATION
TRANSPORTATION IMPROVEMENT PROGRAM
PRIMARY STATE HIGHWAYS AND INTERMODAL



HIGHWAYS

MPO Project Num: **DT4311792**
LRTP Ref.: NA
County: MIAMI-DADE
Roadway ID: 87250000
Lanes Exist: 4
Lanes Improved: 0
Lanes Added: 0
Project Length: .071
District: 06

Project Description: **SR 944/HIALEAH DRIVE**

**AT NW 21 AVENUE TRAFFIC
SIGNAL INSTALL'N**

Type of Work: **TRAFFIC SIGNALS**

SIS or Non-SIS: **No**

Extra Description:

PHASE :	Funding Source	Proposed Funding (in \$000s)							
		<2016	2015 - 2016	2016 - 2017	2017 - 2018	2018 - 2019	2019 - 2020	>2020	All Years
PRELIMINARY ENGINEERING		44	0	0	0	0	0	0	44
	Total	44	0	0	0	0	0	0	44
CONSTRUCTION		256	0	0	0	0	0	0	256
	Total	256	0	0	0	0	0	0	256

RESPONSIBLE AGENCY: Florida Department of Transportation District 6

Item Segment TOTAL ALL Years ALL Phases: 300

Item Number: 431179

Item TOTAL ALL Years ALL Phases All Segments: 4,926

MIAMI-DADE METROPOLITAN PLANNING ORGANIZATION
TRANSPORTATION IMPROVEMENT PROGRAM
PRIMARY STATE HIGHWAYS AND INTERMODAL



HIGHWAYS

MPO Project Num: **DT4314331**
 LRTP Ref.: **C-9**
 County: **MIAMI-DADE**
 Roadway ID:
 Lanes Exist: **0**
 Lanes Improved: **0**
 Lanes Added: **0**
 Project Length: **.000**
 District: **06**

Project Description: **TRAFFIC OPERATIONS PUSH BUTTON -
ROADS MIAMI-DADE COUNTY**

Type of Work: **MISCELLANEOUS CONSTRUCTION** SIS or Non-SIS: **No**

Extra Description:

		Proposed Funding (in \$000s)							
PHASE :	Funding Source	<2016	2015 - 2016	2016 - 2017	2017 - 2018	2018 - 2019	2019 - 2020	>2020	All Years
CONSTRUCTION	DIH	0	102	0	0	0	0	0	102
CONSTRUCTION	DS	0	945	0	0	0	0	0	945
	Total	0	1,047	0	0	0	0	0	1,047

RESPONSIBLE AGENCY: Florida Department of Transportation District 6

Item Segment TOTAL ALL Years ALL Phases: **1,047**

Item Number: 431433

Item TOTAL ALL Years ALL Phases All Segments: **3,049**

MIAMI-DADE METROPOLITAN PLANNING ORGANIZATION
TRANSPORTATION IMPROVEMENT PROGRAM
PRIMARY STATE HIGHWAYS AND INTERMODAL



HIGHWAYS

MPO Project Num: **DT4314332**
 LRTP Ref.: **C-9**
 County: **MIAMI-DADE**
 Roadway ID:
 Lanes Exist: **0**
 Lanes Improved: **0**
 Lanes Added: **0**
 Project Length: **.000**
 District: **06**

Project Description: **TRAFFIC OPERATIONS PUSH BUTTON -
ROADS MIAMI-DADE COUNTY**

Type of Work: **MISCELLANEOUS CONSTRUCTION** SIS or Non-SIS: **No**

Extra Description:

		Proposed Funding (in \$000s)							
PHASE :	Funding Source	<2016	2015 - 2016	2016 - 2017	2017 - 2018	2018 - 2019	2019 - 2020	>2020	All Years
CONSTRUCTION	DS	0	0	0	863	0	0	0	863
CONSTRUCTION	DIH	0	0	0	113	0	0	0	113
	Total	0	0	0	976	0	0	0	976

RESPONSIBLE AGENCY: Florida Department of Transportation District 6

Item Segment TOTAL ALL Years ALL Phases: 976

Item Number: 431433

Item TOTAL ALL Years ALL Phases All Segments: 3,049

MIAMI-DADE METROPOLITAN PLANNING ORGANIZATION
TRANSPORTATION IMPROVEMENT PROGRAM
PRIMARY STATE HIGHWAYS AND INTERMODAL



HIGHWAYS

MPO Project Num: **DT4314333**
 LRTP Ref.: **C-9**
 County: **MIAMI-DADE**
 Roadway ID:
 Lanes Exist:
 Lanes Improved:
 Lanes Added:
 Project Length: **.000**
 District: **06**

Project Description: **TRAFFIC OPERATIONS PUSH BUTTON -
ROADS MIAMI-DADE COUNTY**

Type of Work: **MISCELLANEOUS CONSTRUCTION** SIS or Non-SIS: **No**

Extra Description:

		Proposed Funding (in \$000s)							
PHASE :	Funding Source	<2016	2015 - 2016	2016 - 2017	2017 - 2018	2018 - 2019	2019 - 2020	>2020	All Years
CONSTRUCTION	DIH	0	0	0	0	0	119	0	119
CONSTRUCTION	DS	0	0	0	0	0	907	0	907
	Total	0	0	0	0	0	1,026	0	1,026

RESPONSIBLE AGENCY: Florida Department of Transportation District 6

Item Segment TOTAL ALL Years ALL Phases: **1,026**

Item Number: 431433

Item TOTAL ALL Years ALL Phases All Segments: **3,049**

MIAMI-DADE METROPOLITAN PLANNING ORGANIZATION
TRANSPORTATION IMPROVEMENT PROGRAM
PRIMARY STATE HIGHWAYS AND INTERMODAL



HIGHWAYS

MPO Project Num: **DT4314341**
 LRTP Ref.: C-9
 County: MIAMI-DADE
 Roadway ID:
 Lanes Exist: 0
 Lanes Improved: 0
 Lanes Added: 0
 Project Length: .000
 District: 06

Project Description: **TRAFFIC OPERATIONS PUSH BUTTON -
SIGNALS MIAMI-DADE COUNTY**

Type of Work: **MISCELLANEOUS CONSTRUCTION** SIS or Non-SIS: **No**

Extra Description:

		Proposed Funding (in \$000s)							
PHASE :	Funding Source	<2016	2015 - 2016	2016 - 2017	2017 - 2018	2018 - 2019	2019 - 2020	>2020	All Years
CONSTRUCTION	DS	0	945	0	0	0	0	0	945
CONSTRUCTION	DIH	0	102	0	0	0	0	0	102
	Total	0	1,047	0	0	0	0	0	1,047

RESPONSIBLE AGENCY: Florida Department of Transportation District 6

Item Segment TOTAL ALL Years ALL Phases: 1,047

Item Number: 431434

Item TOTAL ALL Years ALL Phases All Segments: 3,049

MIAMI-DADE METROPOLITAN PLANNING ORGANIZATION
TRANSPORTATION IMPROVEMENT PROGRAM
PRIMARY STATE HIGHWAYS AND INTERMODAL



HIGHWAYS

MPO Project Num: **DT4314342**
 LRTP Ref.: C-9
 County: MIAMI-DADE
 Roadway ID:
 Lanes Exist: 0
 Lanes Improved: 0
 Lanes Added: 0
 Project Length: .000
 District: 06

Project Description: **TRAFFIC OPERATIONS PUSH BUTTON -
SIGNALS MIAMI-DADE COUNTY**

Type of Work: **MISCELLANEOUS CONSTRUCTION** SIS or Non-SIS: **No**

Extra Description:

		Proposed Funding (in \$000s)							
PHASE :	Funding Source	<2016	2015 - 2016	2016 - 2017	2017 - 2018	2018 - 2019	2019 - 2020	>2020	All Years
CONSTRUCTION	DS	0	0	0	863	0	0	0	863
CONSTRUCTION	DIH	0	0	0	113	0	0	0	113
	Total	0	0	0	976	0	0	0	976

RESPONSIBLE AGENCY: Florida Department of Transportation District 6

Item Segment TOTAL ALL Years ALL Phases: 976

Item Number: 431434

Item TOTAL ALL Years ALL Phases All Segments: 3,049

MIAMI-DADE METROPOLITAN PLANNING ORGANIZATION
TRANSPORTATION IMPROVEMENT PROGRAM
PRIMARY STATE HIGHWAYS AND INTERMODAL



HIGHWAYS

MPO Project Num: **DT4314343**
 LRTP Ref.: C-9
 County: MIAMI-DADE
 Roadway ID:
 Lanes Exist:
 Lanes Improved:
 Lanes Added:
 Project Length: .000
 District: 06

Project Description: **TRAFFIC OPERATIONS PUSH BUTTON -
SIGNALS MIAMI-DADE COUNTY**

Type of Work: **MISCELLANEOUS CONSTRUCTION** SIS or Non-SIS: **No**

Extra Description:

		Proposed Funding (in \$000s)							
PHASE :	Funding Source	<2016	2015 - 2016	2016 - 2017	2017 - 2018	2018 - 2019	2019 - 2020	>2020	All Years
CONSTRUCTION	DS	0	0	0	0	0	907	0	907
CONSTRUCTION	DIH	0	0	0	0	0	119	0	119
	Total	0	0	0	0	0	1,026	0	1,026

RESPONSIBLE AGENCY: Florida Department of Transportation District 6

Item Segment TOTAL ALL Years ALL Phases: 1,026

Item Number: 431434

Item TOTAL ALL Years ALL Phases All Segments: 3,049

MIAMI-DADE METROPOLITAN PLANNING ORGANIZATION
TRANSPORTATION IMPROVEMENT PROGRAM
PRIMARY STATE HIGHWAYS AND INTERMODAL



HIGHWAYS

MPO Project Num: **DT4314991**
LRTP Ref.: 6-50
County: MIAMI-DADE
Roadway ID:
Lanes Exist: 0
Lanes Improved: 0
Lanes Added: 0
Project Length: .000
District: 06

Project Description: **SAFE RTS. TO SCHOOL INFRASTRUCTURE PROJECT** **BISCAYNE SCHOOL**

Type of Work: **PEDESTRIAN SAFETY IMPROVEMENT** SIS or Non-SIS: **No**

Extra Description:

		Proposed Funding (in \$000s)							
PHASE :	Funding Source	<2016	2015 - 2016	2016 - 2017	2017 - 2018	2018 - 2019	2019 - 2020	>2020	All Years
PRELIMINARY ENGINEERING	SA	2	0	0	0	0	0	0	2
PRELIMINARY ENGINEERING	TALU	30	0	0	0	0	0	0	30
	Total	32	0	0	0	0	0	0	32
CONSTRUCTION	SA	0	2	0	0	0	0	0	2
CONSTRUCTION	ACTU	0	121	0	0	0	0	0	121
CONSTRUCTION	TALU	0	112	0	0	0	0	0	112
	Total	0	235	0	0	0	0	0	235

RESPONSIBLE AGENCY: Florida Department of Transportation District 6

Item Segment TOTAL ALL Years ALL Phases: 267

Item Number: 431499

Item TOTAL ALL Years ALL Phases All Segments: 267

MIAMI-DADE METROPOLITAN PLANNING ORGANIZATION
TRANSPORTATION IMPROVEMENT PROGRAM
PRIMARY STATE HIGHWAYS AND INTERMODAL



HIGHWAYS

MPO Project Num: **DT4315031**
LRTP Ref.: 6-50
County: MIAMI-DADE
Roadway ID:
Lanes Exist: 0
Lanes Improved: 0
Lanes Added: 0
Project Length: .000
District: 06

Project Description: **SAFE RTS. TO SCHOOL
INFRASTRUCTURE PROJECT** **PERRINE ELEMENTARY
SCHOOL**

Type of Work: **PEDESTRIAN SAFETY IMPROVEMENT** SIS or Non-SIS: **No**

Extra Description:

		Proposed Funding (in \$000s)							
PHASE :	Funding Source	<2016	2015 - 2016	2016 - 2017	2017 - 2018	2018 - 2019	2019 - 2020	>2020	All Years
PRELIMINARY ENGINEERING	SA	2	0	0	0	0	0	0	2
PRELIMINARY ENGINEERING	TALU	54	0	0	0	0	0	0	54
	Total	56	0	0	0	0	0	0	56
CONSTRUCTION	SA	0	2	0	0	0	0	0	2
CONSTRUCTION	TALU	0	417	0	0	0	0	0	417
	Total	0	419	0	0	0	0	0	419

RESPONSIBLE AGENCY: Florida Department of Transportation District 6

Item Segment TOTAL ALL Years ALL Phases: 475

Item Number: 431503

Item TOTAL ALL Years ALL Phases All Segments: 475

MIAMI-DADE METROPOLITAN PLANNING ORGANIZATION
TRANSPORTATION IMPROVEMENT PROGRAM
PRIMARY STATE HIGHWAYS AND INTERMODAL



HIGHWAYS

MPO Project Num: **DT4315071**
LRTP Ref.: 6-50
County: MIAMI-DADE
Roadway ID:
Lanes Exist: 0
Lanes Improved: 0
Lanes Added: 0
Project Length: .000
District: 06

Project Description: **SAFE RTS. TO SCHOOL** **CORAL REEF ELEMENTARY**
INFRASTRUCTURE PRIORITY 2

Type of Work: **PEDESTRIAN SAFETY IMPROVEMENT** SIS or Non-SIS: **No**

Extra Description:

		Proposed Funding (in \$000s)							
PHASE :	Funding Source	<2016	2015 - 2016	2016 - 2017	2017 - 2018	2018 - 2019	2019 - 2020	>2020	All Years
PRELIMINARY ENGINEERING	SA	3	0	0	0	0	0	0	3
PRELIMINARY ENGINEERING	TALU	18	0	0	0	0	0	0	18
	Total	21	0	0	0	0	0	0	21
CONSTRUCTION	SA	0	3	0	0	0	0	0	3
CONSTRUCTION	TALU	0	139	0	0	0	0	0	139
	Total	0	142	0	0	0	0	0	142

RESPONSIBLE AGENCY: Florida Department of Transportation District 6

Item Segment TOTAL ALL Years ALL Phases: 163

Item Number: 431507

Item TOTAL ALL Years ALL Phases All Segments: 163

MIAMI-DADE METROPOLITAN PLANNING ORGANIZATION
TRANSPORTATION IMPROVEMENT PROGRAM
PRIMARY STATE HIGHWAYS AND INTERMODAL



HIGHWAYS

MPO Project Num: **DT4316351**
 LRTP Ref.: C-9
 County: DIST/ST-WIDE
 Roadway ID:
 Lanes Exist: 0
 Lanes Improved: 0
 Lanes Added: 0
 Project Length: .000
 District: 06

Project Description: **DISTRICTWIDE SAFETY PUSHBUTTON
PROJECTS PILOT PROGRAM**

Type of Work: **SAFETY PROJECT**

SIS or Non-SIS: **No**

Extra Description:

PHASE :	Funding Source	Proposed Funding (in \$000s)							
		<2016	2015 - 2016	2016 - 2017	2017 - 2018	2018 - 2019	2019 - 2020	>2020	All Years
PRELIMINARY ENGINEERING	HSP	833	0	0	0	0	0	0	833
PRELIMINARY ENGINEERING	DS	121	0	0	0	0	0	0	121
PRELIMINARY ENGINEERING	DIH	35	0	0	0	0	0	0	35
	Total	989	0	0	0	0	0	0	989
CONSTRUCTION	HSP	2,250	1,027	0	0	0	0	0	3,277
CONSTRUCTION	DS	515	0	0	0	0	0	0	515
CONSTRUCTION	DS	104	0	0	0	0	0	0	104
	Total	2,868	1,027	0	0	0	0	0	3,895

RESPONSIBLE AGENCY: Florida Department of Transportation District 6

Item Segment TOTAL ALL Years ALL Phases: 4,884

Item Number: 431635

Item TOTAL ALL Years ALL Phases All Segments: 5,399

MIAMI-DADE METROPOLITAN PLANNING ORGANIZATION
TRANSPORTATION IMPROVEMENT PROGRAM
PRIMARY STATE HIGHWAYS AND INTERMODAL



HIGHWAYS

MPO Project Num: **DT4316352**
LRTP Ref.: C-9
County: DIST/ST-WIDE
Roadway ID:
Lanes Exist: 0
Lanes Improved: 0
Lanes Added: 0
Project Length: .000
District: 06

Project Description: **DISTRICTWIDE SAFETY PUSHBUTTON
PROJECTS PILOT PROGRAM**

Type of Work: **SAFETY PROJECT**

SIS or Non-SIS: **No**

Extra Description:

		Proposed Funding (in \$000s)							
PHASE :	Funding Source	<2016	2015 - 2016	2016 - 2017	2017 - 2018	2018 - 2019	2019 - 2020	>2020	All Years
PRELIMINARY ENGINEERING	DIH	3	3	3	3	3	0	0	15
PRELIMINARY ENGINEERING	DS	100	100	100	100	100	0	0	500
	Total	103	103	103	103	103	0	0	515

RESPONSIBLE AGENCY: Florida Department of Transportation District 6

Item Segment TOTAL ALL Years ALL Phases: 515

Item Number: 431635

Item TOTAL ALL Years ALL Phases All Segments: 5,399

MIAMI-DADE METROPOLITAN PLANNING ORGANIZATION
TRANSPORTATION IMPROVEMENT PROGRAM
PRIMARY STATE HIGHWAYS AND INTERMODAL



HIGHWAYS

MPO Project Num: **DT4324091**
LRTP Ref.: 6-54
County: MIAMI-DADE
Roadway ID:
Lanes Exist: 0
Lanes Improved: 0
Lanes Added: 0
Project Length: .000
District: 06

Project Description: **N.E. 183RD STREET**

FROM NE 11 AVENUE

TO NE 19 AVENUE

Type of Work: **BIKE PATH/TRAIL**

SIS or Non-SIS: **No**

Extra Description:

		Proposed Funding (in \$000s)							
PHASE :	Funding Source	<2016	2015 - 2016	2016 - 2017	2017 - 2018	2018 - 2019	2019 - 2020	>2020	All Years
PRELIMINARY ENGINEERING	SE	135	0	0	0	0	0	0	135
PRELIMINARY ENGINEERING	SA	5	0	0	0	0	0	0	5
	Total	140	0	0	0	0	0	0	140
CONSTRUCTION	SA	0	0	5	0	0	0	0	5
CONSTRUCTION	TALU	0	0	318	0	0	0	0	318
	Total	0	0	323	0	0	0	0	323

RESPONSIBLE AGENCY: Florida Department of Transportation District 6

Item Segment TOTAL ALL Years ALL Phases: 463

Item Number: 432409

Item TOTAL ALL Years ALL Phases All Segments: 463

MIAMI-DADE METROPOLITAN PLANNING ORGANIZATION
TRANSPORTATION IMPROVEMENT PROGRAM
PRIMARY STATE HIGHWAYS AND INTERMODAL



HIGHWAYS

MPO Project Num: **DT4324131**
LRTP Ref.: C-9
County: DIST/ST-WIDE
Roadway ID:
Lanes Exist: 0
Lanes Improved: 0
Lanes Added: 0
Project Length: .000
District: 06

Project Description: **DISTRICTWIDE SCOPING UNIT TRAFFIC
SAFETY REVIEWS**

Type of Work: **PD&E/EMO STUDY**

SIS or Non-SIS: **No**

Extra Description:

		Proposed Funding (in \$000s)							
PHASE :	Funding Source	<2016	2015 - 2016	2016 - 2017	2017 - 2018	2018 - 2019	2019 - 2020	>2020	All Years
P D & E	DS	460	200	200	200	200	200	0	1,460
	Total	460	200	200	200	200	200	0	1,460

RESPONSIBLE AGENCY: Florida Department of Transportation District 6

Item Segment TOTAL ALL Years ALL Phases: 1,460

Item Number: 432413

Item TOTAL ALL Years ALL Phases All Segments: 1,460

MIAMI-DADE METROPOLITAN PLANNING ORGANIZATION
TRANSPORTATION IMPROVEMENT PROGRAM
PRIMARY STATE HIGHWAYS AND INTERMODAL



HIGHWAYS

MPO Project Num: **DT4326391**
 LRTP Ref.: 6-36
 County: MIAMI-DADE
 Roadway ID: 87260000
 Lanes Exist: 12
 Lanes Improved: 0
 Lanes Added: 0
 Project Length: 7.224
 District: 06

Project Description: **SR 826/PALMETTO EXPY**

FROM US-1/S. DIXIE HWY

TO SR 836/DOLPHIN XWAY

Type of Work: **TRANSPORTATION PLANNING**

SIS or Non-SIS: **Yes**

Extra Description:

		Proposed Funding (in \$000s)							
PHASE :	Funding Source	<2016	2015 - 2016	2016 - 2017	2017 - 2018	2018 - 2019	2019 - 2020	>2020	All Years
P D & E	DIH	10	10	10	10	10	0	0	50
P D & E	DS	619	0	0	0	0	0	0	619
P D & E	ACNP	0	0	0	6,700	0	0	0	6,700
	Total	629	10	10	6,710	10	0	0	7,369

RESPONSIBLE AGENCY: Florida Department of Transportation District 6

Item Segment TOTAL ALL Years ALL Phases: 7,369

Item Number: 432639

Item TOTAL ALL Years ALL Phases All Segments: 10,212

MIAMI-DADE METROPOLITAN PLANNING ORGANIZATION
TRANSPORTATION IMPROVEMENT PROGRAM
PRIMARY STATE HIGHWAYS AND INTERMODAL



HIGHWAYS

MPO Project Num: **DT4326396**
 LRTP Ref.: ***
 County: **MIAMI-DADE**
 Roadway ID:
 Lanes Exist:
 Lanes Improved:
 Lanes Added:
 Project Length: 2.970
 District: 06

Project Description: **SR 90/SW 7 ST/SW 8 ST**

FROM BRICKELL AVENUE

TO SR 9/SW 27 AVENUE

Type of Work: **PD&E/EMO STUDY**

SIS or Non-SIS: **No**

Extra Description:

		Proposed Funding (in \$000s)							
PHASE :	Funding Source	<2016	2015 - 2016	2016 - 2017	2017 - 2018	2018 - 2019	2019 - 2020	>2020	All Years
P D & E	DDR	0	2,000	0	0	0	0	0	2,000
P D & E	DIH	0	40	0	0	0	0	0	40
	Total	0	2,040	0	0	0	0	0	2,040

RESPONSIBLE AGENCY: Florida Department of Transportation District 6

Item Segment TOTAL ALL Years ALL Phases: 2,040

Item Number: 432639

Item TOTAL ALL Years ALL Phases All Segments: 10,212

MIAMI-DADE METROPOLITAN PLANNING ORGANIZATION
TRANSPORTATION IMPROVEMENT PROGRAM
PRIMARY STATE HIGHWAYS AND INTERMODAL



HIGHWAYS

MPO Project Num: **DT4326871**
LRTP Ref.: 6-11
County: MIAMI-DADE
Roadway ID: 87260000
Lanes Exist: 6
Lanes Improved: 6
Lanes Added: 2
Project Length: 16.169
District: 06

Project Description: **SR 826 and I-75**

**FROM FLAGLER ST TO NW
154 ST.**

**& I-75 FROM SR 826 TO NW
170 ST.**

Type of Work: **ADD SPECIAL USE LANE**

SIS or Non-SIS: **Yes**

Extra Description:

		Proposed Funding (in \$000s)							
PHASE :	Funding Source	<2016	2015 - 2016	2016 - 2017	2017 - 2018	2018 - 2019	2019 - 2020	>2020	All Years
CONTRACT INCENTIVES	STED	0	0	3,888	0	0	0	0	3,888
CONTRACT INCENTIVES	GMR	0	0	2,500	0	0	0	0	2,500
CONTRACT INCENTIVES	DS	0	0	3,862	0	0	0	0	3,862
	Total	0	0	10,250	0	0	0	0	10,250
DESIGN BUILD	DSBD	1,545	925	0	0	0	0	0	2,470
DESIGN BUILD	NHPP	29,133	0	0	0	0	0	0	29,133
DESIGN BUILD	DI	1,031	0	0	0	0	0	0	1,031
DESIGN BUILD	DSBD	20,000	0	0	0	0	0	0	20,000
DESIGN BUILD	GMR	0	3,190	0	0	0	0	0	3,190
DESIGN BUILD	STED	8,498	10,756	0	0	0	0	0	19,254
DESIGN BUILD	PKYI	1	0	0	0	0	0	0	1
DESIGN BUILD	DIH	179	544	486	572	0	0	0	1,781
DESIGN BUILD	SA	1	0	0	0	0	0	0	1
DESIGN BUILD	PKED	26,222	0	0	0	0	0	0	26,222

MIAMI-DADE METROPOLITAN PLANNING ORGANIZATION
TRANSPORTATION IMPROVEMENT PROGRAM
PRIMARY STATE HIGHWAYS AND INTERMODAL



HIGHWAYS

MPO Project Num: **DT4326871**
LRTP Ref.: 6-11
County: MIAMI-DADE
Roadway ID: 87260000
Lanes Exist: 6
Lanes Improved: 6
Lanes Added: 2
Project Length: 16.169
District: 06

Project Description: **SR 826 and I-75**

**FROM FLAGLER ST TO NW
154 ST.**

**& I-75 FROM SR 826 TO NW
170 ST.**

Type of Work: **ADD SPECIAL USE LANE**

SIS or Non-SIS: **Yes**

Extra Description:

		Proposed Funding (in \$000s)							
PHASE :	Funding Source	<2016	2015 - 2016	2016 - 2017	2017 - 2018	2018 - 2019	2019 - 2020	>2020	All Years
DESIGN BUILD	PKED	8,764	0	0	0	0	0	0	8,764
DESIGN BUILD	DS	4	0	0	0	0	0	0	4
DESIGN BUILD	DIS	500	0	0	0	0	0	0	500
DESIGN BUILD	ACNP	165,667	0	0	0	0	0	0	165,667
DESIGN BUILD	DDR	165	163	590	583	0	0	0	1,501
DESIGN BUILD	DIS	0	0	0	0	0	0	0	0
	Total	261,709	15,578	1,076	1,155	0	0	0	279,518
ENVIRONMENTAL	DDR	363	0	0	0	0	0	0	363
	Total	363	0	0	0	0	0	0	363
PRELIMINARY ENGINEERING	DS	57	0	0	0	0	0	0	57
PRELIMINARY ENGINEERING	DIH	146	0	0	0	0	0	0	146
PRELIMINARY ENGINEERING	PKYI	44	0	0	0	0	0	0	44
PRELIMINARY ENGINEERING	DDR	1,677	0	0	0	0	0	0	1,677
PRELIMINARY ENGINEERING	STED	309	0	0	0	0	0	0	309

MIAMI-DADE METROPOLITAN PLANNING ORGANIZATION
TRANSPORTATION IMPROVEMENT PROGRAM
PRIMARY STATE HIGHWAYS AND INTERMODAL



HIGHWAYS

MPO Project Num: **DT4326871**
LRTP Ref.: 6-11
County: MIAMI-DADE
Roadway ID: 87260000
Lanes Exist: 6
Lanes Improved: 6
Lanes Added: 2
Project Length: 16.169
District: 06

Project Description: **SR 826 and I-75**

**FROM FLAGLER ST TO NW
154 ST.**

**& I-75 FROM SR 826 TO NW
170 ST.**

Type of Work: **ADD SPECIAL USE LANE**

SIS or Non-SIS: **Yes**

Extra Description:

		Proposed Funding (in \$000s)							
PHASE :	Funding Source	<2016	2015 - 2016	2016 - 2017	2017 - 2018	2018 - 2019	2019 - 2020	>2020	All Years
	Total	2,233	0	0	0	0	0	0	2,233
RAILROAD & UTILITIES	ACNP	3,766	0	0	0	0	0	0	3,766
RAILROAD & UTILITIES	NHPP	1,000	0	0	0	0	0	0	1,000
RAILROAD & UTILITIES	PKED	15	0	0	0	0	0	0	15
	Total	4,781	0	0	0	0	0	0	4,781

RESPONSIBLE AGENCY: Florida Department of Transportation District 6

Item Segment TOTAL ALL Years ALL Phases: 297,144

Item Number: 432687

Item TOTAL ALL Years ALL Phases All Segments: 300,759

MIAMI-DADE METROPOLITAN PLANNING ORGANIZATION
TRANSPORTATION IMPROVEMENT PROGRAM
PRIMARY STATE HIGHWAYS AND INTERMODAL



HIGHWAYS

MPO Project Num: **DT4326872**
 LRTP Ref.: NA
 County: MIAMI-DADE
 Roadway ID: 87260000
 Lanes Exist: 3
 Lanes Improved: 3
 Lanes Added: 0
 Project Length: 1.054
 District: 06

Project Description: **SR 826/PALMETTO EXPY**

FROM SR 93/I-75

TO NW 154 STREET

Type of Work: **RESURFACING**

SIS or Non-SIS: **Yes**

Extra Description:

		Proposed Funding (in \$000s)							
PHASE :	Funding Source	<2016	2015 - 2016	2016 - 2017	2017 - 2018	2018 - 2019	2019 - 2020	>2020	All Years
DESIGN BUILD		313	0	0	0	0	0	0	313
	Total	313	0	0	0	0	0	0	313

RESPONSIBLE AGENCY: Florida Department of Transportation District 6

Item Segment TOTAL ALL Years ALL Phases: 313

Item Number: 432687

Item TOTAL ALL Years ALL Phases All Segments: 300,759

MIAMI-DADE METROPOLITAN PLANNING ORGANIZATION
TRANSPORTATION IMPROVEMENT PROGRAM
PRIMARY STATE HIGHWAYS AND INTERMODAL



HIGHWAYS

MPO Project Num: **DT4326873**
 LRTP Ref.: C-9
 County: MIAMI-DADE
 Roadway ID: 87260000
 Lanes Exist: 10
 Lanes Improved: 0
 Lanes Added: 0
 Project Length: 3.118
 District: 06

Project Description: **SR 826/PALMETTO EXPY**

FROM NW 31 STREET

TO FEC RAILROAD

Type of Work: **LANDSCAPING**

SIS or Non-SIS: **Yes**

Extra Description:

		Proposed Funding (in \$000s)							
PHASE :	Funding Source	<2016	2015 - 2016	2016 - 2017	2017 - 2018	2018 - 2019	2019 - 2020	>2020	All Years
PRELIMINARY ENGINEERING	DIH	10	15	0	0	0	0	0	25
PRELIMINARY ENGINEERING	DS	0	145	0	0	0	0	0	145
	Total	10	160	0	0	0	0	0	170
CONSTRUCTION	DIH	0	0	0	16	0	0	0	16
CONSTRUCTION	DS	0	0	0	958	0	0	0	958
	Total	0	0	0	974	0	0	0	974

RESPONSIBLE AGENCY: Florida Department of Transportation District 6

Item Segment TOTAL ALL Years ALL Phases: 1,144

Item Number: 432687

Item TOTAL ALL Years ALL Phases All Segments: 300,759

MIAMI-DADE METROPOLITAN PLANNING ORGANIZATION
TRANSPORTATION IMPROVEMENT PROGRAM
PRIMARY STATE HIGHWAYS AND INTERMODAL



HIGHWAYS

MPO Project Num: **DT4326874**
LRTP Ref.: C-9
County: MIAMI-DADE
Roadway ID: 87260000
Lanes Exist: 8
Lanes Improved: 0
Lanes Added: 0
Project Length: 4.549
District: 06

Project Description: **SR 826/PALMETTO EXPY**

FROM FEC RAILROAD

TO NW 154 STREET

Type of Work: **LANDSCAPING**

SIS or Non-SIS: **Yes**

Extra Description:

		Proposed Funding (in \$000s)							
PHASE :	Funding Source	<2016	2015 - 2016	2016 - 2017	2017 - 2018	2018 - 2019	2019 - 2020	>2020	All Years
PRELIMINARY ENGINEERING	DIH	0	15	0	0	0	0	0	15
PRELIMINARY ENGINEERING	DS	0	155	0	0	0	0	0	155
	Total	0	170	0	0	0	0	0	170
CONSTRUCTION	DIH	0	0	0	16	0	0	0	16
CONSTRUCTION	DS	0	0	0	1,971	0	0	0	1,971
	Total	0	0	0	1,987	0	0	0	1,987

RESPONSIBLE AGENCY: Florida Department of Transportation District 6

Item Segment TOTAL ALL Years ALL Phases: 2,157

Item Number: 432687

Item TOTAL ALL Years ALL Phases All Segments: 300,759

MIAMI-DADE METROPOLITAN PLANNING ORGANIZATION
TRANSPORTATION IMPROVEMENT PROGRAM
PRIMARY STATE HIGHWAYS AND INTERMODAL



HIGHWAYS

MPO Project Num: **DT4326951**
LRTP Ref.: C-9
County: MIAMI-DADE
Roadway ID:
Lanes Exist: 0
Lanes Improved: 0
Lanes Added: 0
Project Length: .000
District: 06

Project Description: **MIAMI-DADE COUNTYWDE DRAINAGE
PUSHBUTTON PROJECTS**

Type of Work: **DRAINAGE IMPROVEMENTS**

SIS or Non-SIS: **No**

Extra Description:

		Proposed Funding (in \$000s)							
PHASE :	Funding Source	<2016	2015 - 2016	2016 - 2017	2017 - 2018	2018 - 2019	2019 - 2020	>2020	All Years
PRELIMINARY ENGINEERING	DIH	0	0	45	0	0	0	0	45
	Total	0	0	45	0	0	0	0	45
CONSTRUCTION	DDR	0	0	0	1,146	0	0	0	1,146
CONSTRUCTION	DIH	0	0	0	49	0	0	0	49
	Total	0	0	0	1,195	0	0	0	1,195

RESPONSIBLE AGENCY: Florida Department of Transportation District 6

Item Segment TOTAL ALL Years ALL Phases: 1,240

Item Number: 432695

Item TOTAL ALL Years ALL Phases All Segments: 2,694

MIAMI-DADE METROPOLITAN PLANNING ORGANIZATION
TRANSPORTATION IMPROVEMENT PROGRAM
PRIMARY STATE HIGHWAYS AND INTERMODAL



HIGHWAYS

MPO Project Num: **DT4326953**
LRTP Ref.: **C-9**
County: **MIAMI-DADE**
Roadway ID:
Lanes Exist:
Lanes Improved:
Lanes Added:
Project Length: **.000**
District: **06**

Project Description: **MIAMI-DADE COUNTYWIDE DRAINAGE
PUSHBUTTON PROJECT FOR FY 19-20**

Type of Work: **DRAINAGE IMPROVEMENTS**

SIS or Non-SIS: **No**

Extra Description:

		Proposed Funding (in \$000s)							
PHASE :	Funding Source	<2016	2015 - 2016	2016 - 2017	2017 - 2018	2018 - 2019	2019 - 2020	>2020	All Years
PRELIMINARY ENGINEERING	DIH	0	0	0	0	45	0	0	45
	Total	0	0	0	0	45	0	0	45
CONSTRUCTION	DDR	0	0	0	0	0	1,352	0	1,352
CONSTRUCTION	DIH	0	0	0	0	0	57	0	57
	Total	0	0	0	0	0	1,409	0	1,409

RESPONSIBLE AGENCY: Florida Department of Transportation District 6

Item Segment TOTAL ALL Years ALL Phases: **1,454**

Item Number: 432695

Item TOTAL ALL Years ALL Phases All Segments: **2,694**

MIAMI-DADE METROPOLITAN PLANNING ORGANIZATION
TRANSPORTATION IMPROVEMENT PROGRAM
PRIMARY STATE HIGHWAYS AND INTERMODAL



HIGHWAYS

MPO Project Num: **DT4327421**
LRTP Ref.: C-9
County: MIAMI-DADE
Roadway ID: 87140000
Lanes Exist: 2
Lanes Improved: 2
Lanes Added: 0
Project Length: .733
District: 06

Project Description: **SR 7/SW/NW 8 AVENUE**

FROM SR 90/US 41/SW 8 ST TO NW 3RD STREET

Type of Work: **RESURFACING**

SIS or Non-SIS: **No**

Extra Description:

		Proposed Funding (in \$000s)							
PHASE :	Funding Source	<2016	2015 - 2016	2016 - 2017	2017 - 2018	2018 - 2019	2019 - 2020	>2020	All Years
PRELIMINARY ENGINEERING	DIH	26	0	0	0	0	0	0	26
PRELIMINARY ENGINEERING	DS	30	0	0	0	0	0	0	30
PRELIMINARY ENGINEERING	DDR	189	0	0	0	0	0	0	189
	Total	244	0	0	0	0	0	0	244
RAILROAD & UTILITIES	LF	16	0	0	0	0	0	0	16
	Total	16	0	0	0	0	0	0	16
RIGHT OF WAY	DDR	10	0	0	0	0	0	0	10
RIGHT OF WAY	DIH	0	0	0	0	0	0	0	0
	Total	10	0	0	0	0	0	0	10
CONSTRUCTION	DS	613	78	0	0	0	0	0	691
CONSTRUCTION	DIH	21	0	0	0	0	0	0	21
	Total	634	78	0	0	0	0	0	712

RESPONSIBLE AGENCY: Florida Department of Transportation District 6

Item Segment TOTAL ALL Years ALL Phases: 983

Item Number: 432742

Item TOTAL ALL Years ALL Phases All Segments: 983

MIAMI-DADE METROPOLITAN PLANNING ORGANIZATION
TRANSPORTATION IMPROVEMENT PROGRAM
PRIMARY STATE HIGHWAYS AND INTERMODAL



HIGHWAYS

MPO Project Num: **DT4327431**
LRTP Ref.: C-9
County: MIAMI-DADE
Roadway ID: 87260000
Lanes Exist: 3
Lanes Improved: 3
Lanes Added: 0
Project Length: 3.288
District: 06

Project Description: **SR 826/PALMETTO EXPY**

FROM SR 5/US-1

**TO N. OF SR 878/SNAPPER
CREEK EXPY**

Type of Work: **RESURFACING**

SIS or Non-SIS: **Yes**

Extra Description:

		Proposed Funding (in \$000s)							
PHASE :	Funding Source	<2016	2015 - 2016	2016 - 2017	2017 - 2018	2018 - 2019	2019 - 2020	>2020	All Years
PRELIMINARY ENGINEERING	DDR	300	0	0	0	0	0	0	300
PRELIMINARY ENGINEERING	DS	17	0	0	0	0	0	0	17
PRELIMINARY ENGINEERING	DIH	26	0	0	0	0	0	0	26
	Total	342	0	0	0	0	0	0	342
CONSTRUCTION	DIH	0	21	0	0	0	0	0	21
CONSTRUCTION	DS	0	3,152	0	0	0	0	0	3,152
	Total	0	3,173	0	0	0	0	0	3,173

RESPONSIBLE AGENCY: Florida Department of Transportation District 6

Item Segment TOTAL ALL Years ALL Phases: 3,515

Item Number: 432743

Item TOTAL ALL Years ALL Phases All Segments: 20,006

MIAMI-DADE METROPOLITAN PLANNING ORGANIZATION
TRANSPORTATION IMPROVEMENT PROGRAM
PRIMARY STATE HIGHWAYS AND INTERMODAL



HIGHWAYS

MPO Project Num: **DT4327432**
LRTP Ref.: **C-9**
County: **MIAMI-DADE**
Roadway ID: **87260000**
Lanes Exist: **6**
Lanes Improved: **6**
Lanes Added: **0**
Project Length: **8.309**
District: **06**

Project Description: **SR 826/PALMETTO EXPY**

FROM EAST OF NW 57 AVE

TO WEST OF NW 27 AVE

Type of Work: **RESURFACING**

SIS or Non-SIS: **Yes**

Extra Description:

PHASE :	Funding Source	Proposed Funding (in \$000s)							
		<2016	2015 - 2016	2016 - 2017	2017 - 2018	2018 - 2019	2019 - 2020	>2020	All Years
CONTRACT INCENTIVES	DS	0	0	180	0	0	0	0	180
	Total	0	0	180	0	0	0	0	180
PRELIMINARY ENGINEERING	DIH	35	0	0	0	0	0	0	35
PRELIMINARY ENGINEERING	DS	73	0	0	0	0	0	0	73
PRELIMINARY ENGINEERING	DDR	1,021	0	0	0	0	0	0	1,021
	Total	1,130	0	0	0	0	0	0	1,130
CONSTRUCTION	DDR	0	3,848	0	0	0	0	0	3,848
CONSTRUCTION	SA	0	3,081	0	0	0	0	0	3,081
CONSTRUCTION	DIH	0	21	0	0	0	0	0	21
CONSTRUCTION	DS	0	683	0	0	0	0	0	683
	Total	0	7,633	0	0	0	0	0	7,633

RESPONSIBLE AGENCY: Florida Department of Transportation District 6

Item Segment TOTAL ALL Years ALL Phases: **8,943**

Item Number: 432743

Item TOTAL ALL Years ALL Phases All Segments: **20,006**

MIAMI-DADE METROPOLITAN PLANNING ORGANIZATION
TRANSPORTATION IMPROVEMENT PROGRAM
PRIMARY STATE HIGHWAYS AND INTERMODAL



HIGHWAYS

MPO Project Num: **DT4327433**
LRTP Ref.: C-9
County: MIAMI-DADE
Roadway ID: 87260000
Lanes Exist: 8
Lanes Improved: 8
Lanes Added: 0
Project Length: 4.710
District: 06

Project Description: **SR 826/PALMETTO EXPY**

FROM WEST OF NW 27 AVE

TO WEST OF NW 17 AVE

Type of Work: **RESURFACING**

SIS or Non-SIS: **Yes**

Extra Description:

		Proposed Funding (in \$000s)							
PHASE :	Funding Source	<2016	2015 - 2016	2016 - 2017	2017 - 2018	2018 - 2019	2019 - 2020	>2020	All Years
CONTRACT INCENTIVES	DS	0	0	170	0	0	0	0	170
	Total	0	0	170	0	0	0	0	170
PRELIMINARY ENGINEERING	DDR	534	0	0	0	0	0	0	534
PRELIMINARY ENGINEERING	DIH	36	0	0	0	0	0	0	36
PRELIMINARY ENGINEERING	DS	8	0	0	0	0	0	0	8
	Total	579	0	0	0	0	0	0	579
CONSTRUCTION	DDR	0	1,404	0	0	0	0	0	1,404
CONSTRUCTION	DIH	0	41	0	0	0	0	0	41
CONSTRUCTION	DS	0	521	0	0	0	0	0	521
CONSTRUCTION	NHRE	0	3,756	0	0	0	0	0	3,756
	Total	0	5,722	0	0	0	0	0	5,722

RESPONSIBLE AGENCY: Florida Department of Transportation District 6

Item Segment TOTAL ALL Years ALL Phases: 6,471

Item Number: 432743

Item TOTAL ALL Years ALL Phases All Segments: 20,006

MIAMI-DADE METROPOLITAN PLANNING ORGANIZATION
TRANSPORTATION IMPROVEMENT PROGRAM
PRIMARY STATE HIGHWAYS AND INTERMODAL



HIGHWAYS

MPO Project Num: **DT4327435**
LRTP Ref.: C-9
County: MIAMI-DADE
Roadway ID: 87019000
Lanes Exist: 6
Lanes Improved: 6
Lanes Added: 0
Project Length: .485
District: 06

Project Description: **SR 817/NW 27 AVENUE**

FROM NW 165 STREET

TO NW 171 STREET

Type of Work: **INTERSECTION IMPROVEMENT**

SIS or Non-SIS: **No**

Extra Description:

		Proposed Funding (in \$000s)							
PHASE :	Funding Source	<2016	2015 - 2016	2016 - 2017	2017 - 2018	2018 - 2019	2019 - 2020	>2020	All Years
PRELIMINARY ENGINEERING	DIH	30	0	0	0	0	0	0	30
PRELIMINARY ENGINEERING	DS	45	0	0	0	0	0	0	45
PRELIMINARY ENGINEERING	HSP	217	0	0	0	0	0	0	217
	Total	292	0	0	0	0	0	0	292
RIGHT OF WAY	DIH	3	0	0	0	0	0	0	3
RIGHT OF WAY	DS	95	0	0	0	0	0	0	95
	Total	98	0	0	0	0	0	0	98
CONSTRUCTION	DIH	0	15	0	0	0	0	0	15
CONSTRUCTION	HSP	0	672	0	0	0	0	0	672
	Total	0	687	0	0	0	0	0	687

RESPONSIBLE AGENCY: Florida Department of Transportation District 6

Item Segment TOTAL ALL Years ALL Phases: 1,077

Item Number: 432743

Item TOTAL ALL Years ALL Phases All Segments: 20,006

MIAMI-DADE METROPOLITAN PLANNING ORGANIZATION
TRANSPORTATION IMPROVEMENT PROGRAM
PRIMARY STATE HIGHWAYS AND INTERMODAL



HIGHWAYS

MPO Project Num: **DT4327481**
 LRTP Ref.: C-9
 County: MIAMI-DADE
 Roadway ID: 87085000
 Lanes Exist: 3
 Lanes Improved: 3
 Lanes Added: 0
 Project Length: .341
 District: 06

Project Description: **SR 933/NW 12 AVENUE**

FROM NW 1500 BLOCK

TO NW 20TH STREET

Type of Work: **RESURFACING - RIDE ONLY**

SIS or Non-SIS: **No**

Extra Description:

		Proposed Funding (in \$000s)							
PHASE :	Funding Source	<2016	2015 - 2016	2016 - 2017	2017 - 2018	2018 - 2019	2019 - 2020	>2020	All Years
PRELIMINARY ENGINEERING	DS	208	0	0	0	0	0	0	208
PRELIMINARY ENGINEERING	DIH	15	0	0	0	0	0	0	15
	Total	223	0	0	0	0	0	0	223
CONSTRUCTION	DDR	0	0	372	0	0	0	0	372
CONSTRUCTION	DIH	0	0	21	0	0	0	0	21
	Total	0	0	393	0	0	0	0	393

RESPONSIBLE AGENCY: Florida Department of Transportation District 6

Item Segment TOTAL ALL Years ALL Phases: 616

Item Number: 432748

Item TOTAL ALL Years ALL Phases All Segments: 2,228

MIAMI-DADE METROPOLITAN PLANNING ORGANIZATION
TRANSPORTATION IMPROVEMENT PROGRAM
PRIMARY STATE HIGHWAYS AND INTERMODAL



HIGHWAYS

MPO Project Num: **DT4327482**
LRTP Ref.: **C-9**
County: **MIAMI-DADE**
Roadway ID:
Lanes Exist:
Lanes Improved:
Lanes Added:
Project Length: **1.993**
District: **06**

Project Description: **SR 933/SW-NW 12 AVENUE**

FROM NORTH OF SW 13 STREET

TO NW 1500 BLOCK

Type of Work: **RESURFACING - RIDE ONLY**

SIS or Non-SIS: **No**

Extra Description:

		Proposed Funding (in \$000s)							
PHASE :	Funding Source	<2016	2015 - 2016	2016 - 2017	2017 - 2018	2018 - 2019	2019 - 2020	>2020	All Years
PRELIMINARY ENGINEERING	DS	0	0	0	0	0	0	0	0
PRELIMINARY ENGINEERING	DIH	50	0	0	0	0	0	0	50
	Total	50	0	0	0	0	0	0	50
CONSTRUCTION	DDR	0	0	1,540	0	0	0	0	1,540
CONSTRUCTION	DIH	0	0	21	0	0	0	0	21
	Total	0	0	1,561	0	0	0	0	1,561

RESPONSIBLE AGENCY: Florida Department of Transportation District 6

Item Segment TOTAL ALL Years ALL Phases: **1,611**

Item Number: 432748

Item TOTAL ALL Years ALL Phases All Segments: **2,228**

MIAMI-DADE METROPOLITAN PLANNING ORGANIZATION
TRANSPORTATION IMPROVEMENT PROGRAM
PRIMARY STATE HIGHWAYS AND INTERMODAL



HIGHWAYS

MPO Project Num: **DT4329501**
 LRTP Ref.: C-9
 County: DIST/ST-WIDE
 Roadway ID:
 Lanes Exist: 0
 Lanes Improved: 0
 Lanes Added: 0
 Project Length: .000
 District: 06

Project Description: **DISTRICTWIDE PROGRAM
MANAGEMENT CONTRACT ADMIN
SUPPORT**

Type of Work: **PRELIMINARY ENGINEERING**

SIS or Non-SIS: **No**

Extra Description:

		Proposed Funding (in \$000s)							
PHASE :	Funding Source	<2016	2015 - 2016	2016 - 2017	2017 - 2018	2018 - 2019	2019 - 2020	>2020	All Years
PRELIMINARY ENGINEERING	DS	1,365	450	450	450	450	450	0	3,615
	Total	1,365	450	450	450	450	450	0	3,615

RESPONSIBLE AGENCY: Florida Department of Transportation District 6

Item Segment TOTAL ALL Years ALL Phases: 3,615

Item Number: 432950

Item TOTAL ALL Years ALL Phases All Segments: 3,615

MIAMI-DADE METROPOLITAN PLANNING ORGANIZATION
TRANSPORTATION IMPROVEMENT PROGRAM
PRIMARY STATE HIGHWAYS AND INTERMODAL



HIGHWAYS

MPO Project Num: **DT4330591**
 LRTP Ref.: **NA**
 County: **MIAMI-DADE**
 Roadway ID: **87030000**
 Lanes Exist: **4**
 Lanes Improved: **0**
 Lanes Added: **0**
 Project Length: **3.208**
 District: **06**

Project Description: **SR 5/BISCAYNE BLVD**

FROM NE 13 STREET

TO NE 78 STREET

Type of Work: **PEDESTRIAN SAFETY IMPROVEMENT**

SIS or Non-SIS: **No**

Extra Description:

PHASE :	Funding Source	Proposed Funding (in \$000s)							
		<2016	2015 - 2016	2016 - 2017	2017 - 2018	2018 - 2019	2019 - 2020	>2020	All Years
PRELIMINARY ENGINEERING		201	0	0	0	0	0	0	201
	Total	201	0	0	0	0	0	0	201
RAILROAD & UTILITIES		4	0	0	0	0	0	0	4
	Total	4	0	0	0	0	0	0	4
RIGHT OF WAY		1	0	0	0	0	0	0	1
	Total	1	0	0	0	0	0	0	1
CONSTRUCTION		912	0	0	0	0	0	0	912
	Total	912	0	0	0	0	0	0	912

RESPONSIBLE AGENCY: **Florida Department of Transportation District 6**

Item Segment **TOTAL ALL Years ALL Phases:** **1,118**

Item Number: **433059**

Item **TOTAL ALL Years ALL Phases All Segments:** **2,894**

MIAMI-DADE METROPOLITAN PLANNING ORGANIZATION
TRANSPORTATION IMPROVEMENT PROGRAM
PRIMARY STATE HIGHWAYS AND INTERMODAL



HIGHWAYS

MPO Project Num: **DT4330592**
 LRTP Ref.: C-9
 County: MIAMI-DADE
 Roadway ID: 87030000
 Lanes Exist: 4
 Lanes Improved: 0
 Lanes Added: 0
 Project Length: .316
 District: 06

Project Description: **SR 5/BISCAYNE BLVD.**

FROM NE 32ND STREET

TO NE 38TH STREET

Type of Work: **INTERSECTION IMPROVEMENT**

SIS or Non-SIS: **No**

Extra Description:

		Proposed Funding (in \$000s)							
PHASE :	Funding Source	<2016	2015 - 2016	2016 - 2017	2017 - 2018	2018 - 2019	2019 - 2020	>2020	All Years
PRELIMINARY ENGINEERING	DIH	10	0	0	0	0	0	0	10
PRELIMINARY ENGINEERING	HSP	424	0	0	0	0	0	0	424
	Total	434	0	0	0	0	0	0	434
CONSTRUCTION	DIH	0	0	53	0	0	0	0	53
CONSTRUCTION	HSP	0	0	1,236	0	0	0	0	1,236
CONSTRUCTION	DS	0	0	53	0	0	0	0	53
	Total	0	0	1,342	0	0	0	0	1,342

RESPONSIBLE AGENCY: Florida Department of Transportation District 6

Item Segment TOTAL ALL Years ALL Phases: 1,776

Item Number: 433059

Item TOTAL ALL Years ALL Phases All Segments: 2,894

MIAMI-DADE METROPOLITAN PLANNING ORGANIZATION
TRANSPORTATION IMPROVEMENT PROGRAM
PRIMARY STATE HIGHWAYS AND INTERMODAL



HIGHWAYS

MPO Project Num: **DT4332541**
LRTP Ref.: C-9
County: MIAMI-DADE
Roadway ID: 87061000
Lanes Exist: 6
Lanes Improved: 0
Lanes Added: 0
Project Length: .001
District: 06

Project Description: **SR 886/PORT BLVD PORT OF MIAMI
BRIDGE OVER INTRACOASTAL
WATERWAY**

Type of Work: **BRIDGE-REPAIR/REHABILITATION** SIS or Non-SIS: **No**

Extra Description:

		Proposed Funding (in \$000s)							
PHASE :	Funding Source	<2016	2015 - 2016	2016 - 2017	2017 - 2018	2018 - 2019	2019 - 2020	>2020	All Years
PRELIMINARY ENGINEERING	DS	20	0	0	0	0	0	0	20
PRELIMINARY ENGINEERING	DIH	15	0	0	0	0	0	0	15
PRELIMINARY ENGINEERING	BRRP	46	0	0	0	0	0	0	46
	Total	81	0	0	0	0	0	0	81
RAILROAD & UTILITIES	BRRP	10	0	0	0	0	0	0	10
	Total	10	0	0	0	0	0	0	10
CONSTRUCTION	DIH	0	16	0	0	0	0	0	16
CONSTRUCTION	BRRP	0	977	0	0	0	0	0	977
	Total	0	993	0	0	0	0	0	993

RESPONSIBLE AGENCY: Florida Department of Transportation District 6

Item Segment TOTAL ALL Years ALL Phases: 1,084

Item Number: 433254

Item TOTAL ALL Years ALL Phases All Segments: 1,084

MIAMI-DADE METROPOLITAN PLANNING ORGANIZATION
TRANSPORTATION IMPROVEMENT PROGRAM
PRIMARY STATE HIGHWAYS AND INTERMODAL



HIGHWAYS

MPO Project Num: **DT4332641**
LRTP Ref.: C-9
County: MIAMI-DADE
Roadway ID: 87001000
Lanes Exist: 0
Lanes Improved: 0
Lanes Added: 0
Project Length: .592
District: 06

Project Description: **SR 94/KENDALL DRIVE**

FROM W OF SW 127 AVENUE TO W OF SW 122 AVENUE

Type of Work: **INTERSECTION IMPROVEMENT**

SIS or Non-SIS: **No**

Extra Description:

		Proposed Funding (in \$000s)							
PHASE :	Funding Source	<2016	2015 - 2016	2016 - 2017	2017 - 2018	2018 - 2019	2019 - 2020	>2020	All Years
PRELIMINARY ENGINEERING	DS	28	0	0	0	0	0	0	28
PRELIMINARY ENGINEERING	DIH	41	0	0	0	0	0	0	41
PRELIMINARY ENGINEERING	HSP	221	0	0	0	0	0	0	221
	Total	290	0	0	0	0	0	0	290
RIGHT OF WAY	DIH	1	0	0	0	0	0	0	1
	Total	1	0	0	0	0	0	0	1
CONSTRUCTION	HSP	0	1,041	0	0	0	0	0	1,041
CONSTRUCTION	DIH	0	45	0	0	0	0	0	45
	Total	0	1,086	0	0	0	0	0	1,086

RESPONSIBLE AGENCY: Florida Department of Transportation District 6

Item Segment TOTAL ALL Years ALL Phases: 1,377

Item Number: 433264

Item TOTAL ALL Years ALL Phases All Segments: 1,377

MIAMI-DADE METROPOLITAN PLANNING ORGANIZATION
TRANSPORTATION IMPROVEMENT PROGRAM
PRIMARY STATE HIGHWAYS AND INTERMODAL



HIGHWAYS

MPO Project Num: **DT4332661**
LRTP Ref.: **C-9**
County: **MIAMI-DADE**
Roadway ID: **87120000**
Lanes Exist: **0**
Lanes Improved: **0**
Lanes Added: **0**
Project Length: **.001**
District: **06**

Project Description: **SR 90/SW 8 STREET**

AT SR 953/LEJEUNE ROAD

Type of Work: **INTERSECTION IMPROVEMENT**

SIS or Non-SIS: **No**

Extra Description:

PHASE :	Funding Source	Proposed Funding (in \$000s)							
		<2016	2015 - 2016	2016 - 2017	2017 - 2018	2018 - 2019	2019 - 2020	>2020	All Years
PRELIMINARY ENGINEERING	DS	5	0	0	0	0	0	0	5
PRELIMINARY ENGINEERING	DIH	15	0	0	0	0	0	0	15
PRELIMINARY ENGINEERING	ACSA	39	0	0	0	0	0	0	39
PRELIMINARY ENGINEERING	HSP	120	0	0	0	0	0	0	120
	Total	180	0	0	0	0	0	0	180
CONSTRUCTION	DIH	0	20	0	0	0	0	0	20
CONSTRUCTION	HSP	0	496	0	0	0	0	0	496
	Total	0	516	0	0	0	0	0	516

RESPONSIBLE AGENCY: Florida Department of Transportation District 6

Item Segment TOTAL ALL Years ALL Phases: **696**

Item Number: 433266

Item TOTAL ALL Years ALL Phases All Segments: **696**

MIAMI-DADE METROPOLITAN PLANNING ORGANIZATION
TRANSPORTATION IMPROVEMENT PROGRAM
PRIMARY STATE HIGHWAYS AND INTERMODAL



HIGHWAYS

MPO Project Num: **DT4332831**
LRTP Ref.: **C-9**
County: **MIAMI-DADE**
Roadway ID: **87240000**
Lanes Exist: **0**
Lanes Improved: **0**
Lanes Added: **0**
Project Length: **.713**
District: **06**

Project Description: **SR 9/NW/SW/27 AVENUE**

FROM SW 10TH STREET

TO NW 1ST STREET

Type of Work: **INTERSECTION IMPROVEMENT**

SIS or Non-SIS: **No**

Extra Description:

		Proposed Funding (in \$000s)							
PHASE :	Funding Source	<2016	2015 - 2016	2016 - 2017	2017 - 2018	2018 - 2019	2019 - 2020	>2020	All Years
CONTRACT INCENTIVES	SA	0	0	0	100	0	0	0	100
	Total	0	0	0	100	0	0	0	100
PRELIMINARY ENGINEERING	DS	28	0	0	0	0	0	0	28
PRELIMINARY ENGINEERING	DIH	93	0	0	0	0	0	0	93
	Total	121	0	0	0	0	0	0	121
RIGHT OF WAY	DS	5	0	0	0	0	0	0	5
RIGHT OF WAY	DIH	1	0	0	0	0	0	0	1
	Total	6	0	0	0	0	0	0	6
CONSTRUCTION	DIH	0	10	0	0	0	0	0	10
CONSTRUCTION	HSP	0	1,530	0	0	0	0	0	1,530
	Total	0	1,540	0	0	0	0	0	1,540

RESPONSIBLE AGENCY: Florida Department of Transportation District 6

Item Segment TOTAL ALL Years ALL Phases: **1,767**

Item Number: 433283

Item TOTAL ALL Years ALL Phases All Segments: **1,767**

MIAMI-DADE METROPOLITAN PLANNING ORGANIZATION
TRANSPORTATION IMPROVEMENT PROGRAM
PRIMARY STATE HIGHWAYS AND INTERMODAL



HIGHWAYS

MPO Project Num: **DT4332861**
LRTP Ref.: C-9
County: MIAMI-DADE
Roadway ID: 87039000
Lanes Exist: 4
Lanes Improved: 0
Lanes Added: 0
Project Length: .158
District: 06

Project Description: **SR 992/SW 152 STREET FROM SW 93 AVENUE TO SR 5/US-1**

Type of Work: **INTERSECTION IMPROVEMENT** SIS or Non-SIS: **No**

Extra Description:

		Proposed Funding (in \$000s)							
PHASE :	Funding Source	<2016	2015 - 2016	2016 - 2017	2017 - 2018	2018 - 2019	2019 - 2020	>2020	All Years
PRELIMINARY ENGINEERING	DIH	10	0	0	0	0	0	0	10
PRELIMINARY ENGINEERING	HSP	135	0	0	0	0	0	0	135
PRELIMINARY ENGINEERING	DDR	38	0	0	0	0	0	0	38
	Total	184	0	0	0	0	0	0	184
CONSTRUCTION	HSP	0	0	746	0	0	0	0	746
CONSTRUCTION	DDR	0	0	107	0	0	0	0	107
CONSTRUCTION	DIH	0	0	39	0	0	0	0	39
	Total	0	0	892	0	0	0	0	892

RESPONSIBLE AGENCY: Florida Department of Transportation District 6

Item Segment TOTAL ALL Years ALL Phases: 1,076

Item Number: 433286

Item TOTAL ALL Years ALL Phases All Segments: 4,976

MIAMI-DADE METROPOLITAN PLANNING ORGANIZATION
TRANSPORTATION IMPROVEMENT PROGRAM
PRIMARY STATE HIGHWAYS AND INTERMODAL



HIGHWAYS

MPO Project Num: **DT4332862**
LRTP Ref.: C-9
County: MIAMI-DADE
Roadway ID: 87039000
Lanes Exist: 3
Lanes Improved: 3
Lanes Added: 0
Project Length: 2.366
District: 06

Project Description: **SR 992/SW 152 STREET**

FROM SR 821 HEFT NB RAMP TO SR 5/US-1

Type of Work: **RESURFACING**

SIS or Non-SIS: **No**

Extra Description:

		Proposed Funding (in \$000s)							
PHASE :	Funding Source	<2016	2015 - 2016	2016 - 2017	2017 - 2018	2018 - 2019	2019 - 2020	>2020	All Years
PRELIMINARY ENGINEERING	ACSA	458	0	0	0	0	0	0	458
PRELIMINARY ENGINEERING	DIH	60	0	0	0	0	0	0	60
	Total	518	0	0	0	0	0	0	518
CONSTRUCTION	DIH	0	0	141	0	0	0	0	141
CONSTRUCTION	DDR	0	0	53	0	0	0	0	53
CONSTRUCTION	SA	0	0	2,792	0	0	0	0	2,792
CONSTRUCTION	DS	0	0	221	0	0	0	0	221
	Total	0	0	3,207	0	0	0	0	3,207

RESPONSIBLE AGENCY: Florida Department of Transportation District 6

Item Segment TOTAL ALL Years ALL Phases: 3,725

Item Number: 433286

Item TOTAL ALL Years ALL Phases All Segments: 4,976

MIAMI-DADE METROPOLITAN PLANNING ORGANIZATION
TRANSPORTATION IMPROVEMENT PROGRAM
PRIMARY STATE HIGHWAYS AND INTERMODAL



HIGHWAYS

MPO Project Num: **DT4332863**
 LRTP Ref.: NA
 County: MIAMI-DADE
 Roadway ID:
 Lanes Exist: 0
 Lanes Improved: 0
 Lanes Added: 0
 Project Length: .000
 District: 06

Project Description: **SR 992/SW 152 STREET**

FROM W OF SR 821/HEFT

TO SR 5/US 1/SOUTH DIXIE

Type of Work: **PD&E/EMO STUDY**

SIS or Non-SIS: **No**

Extra Description:

		Proposed Funding (in \$000s)							
PHASE :	Funding Source	<2016	2015 - 2016	2016 - 2017	2017 - 2018	2018 - 2019	2019 - 2020	>2020	All Years
P D & E		175	0	0	0	0	0	0	175
	Total	175	0	0	0	0	0	0	175

RESPONSIBLE AGENCY: Florida Department of Transportation District 6

Item Segment TOTAL ALL Years ALL Phases: 175

Item Number: 433286

Item TOTAL ALL Years ALL Phases All Segments: 4,976

MIAMI-DADE METROPOLITAN PLANNING ORGANIZATION
TRANSPORTATION IMPROVEMENT PROGRAM
PRIMARY STATE HIGHWAYS AND INTERMODAL



HIGHWAYS

MPO Project Num: **DT4333781**
LRTP Ref.: C-9
County: MIAMI-DADE
Roadway ID: 87060000
Lanes Exist: 4
Lanes Improved: 0
Lanes Added: 0
Project Length: .240
District: 06

Project Description: **SR A1A/COLLINS AVE.**

**AT BAKER HAULOVER CUT
CHANNEL-BAKER HAULOVER
BR**

Type of Work: **BRIDGE - PAINTING**

SIS or Non-SIS: **No**

Extra Description:

		Proposed Funding (in \$000s)							
PHASE :	Funding Source	<2016	2015 - 2016	2016 - 2017	2017 - 2018	2018 - 2019	2019 - 2020	>2020	All Years
PRELIMINARY ENGINEERING	BRRP	355	0	0	0	0	0	0	355
PRELIMINARY ENGINEERING	DIH	15	0	0	0	0	0	0	15
	Total	370	0	0	0	0	0	0	370
CONSTRUCTION	BRRP	0	3,672	421	0	0	0	0	4,093
CONSTRUCTION	DIH	0	208	0	0	0	0	0	208
	Total	0	3,880	421	0	0	0	0	4,301

RESPONSIBLE AGENCY: Florida Department of Transportation District 6

Item Segment TOTAL ALL Years ALL Phases: 4,671

Item Number: 433378

Item TOTAL ALL Years ALL Phases All Segments: 4,671

MIAMI-DADE METROPOLITAN PLANNING ORGANIZATION
TRANSPORTATION IMPROVEMENT PROGRAM
PRIMARY STATE HIGHWAYS AND INTERMODAL



HIGHWAYS

MPO Project Num: **DT4334251**
LRTP Ref.: C-9
County: MIAMI-DADE
Roadway ID: 87002000
Lanes Exist: 6
Lanes Improved: 0
Lanes Added: 0
Project Length: 2.130
District: 06

Project Description: **SR 823/NW 57 AVENUE**

FROM NW 183 ST/MIAMI GDNS TO MIAMI-DADE/BROWRD LIN

Type of Work: **LANDSCAPING**

SIS or Non-SIS: **No**

Extra Description:

		Proposed Funding (in \$000s)							
PHASE :	Funding Source	<2016	2015 - 2016	2016 - 2017	2017 - 2018	2018 - 2019	2019 - 2020	>2020	All Years
PRELIMINARY ENGINEERING	DS	50	0	0	0	0	0	0	50
PRELIMINARY ENGINEERING	DIH	10	0	0	0	0	0	0	10
	Total	60	0	0	0	0	0	0	60
CONSTRUCTION	DS	0	700	127	0	0	0	0	827
CONSTRUCTION	DIH	0	0	13	0	0	0	0	13
	Total	0	700	140	0	0	0	0	840

RESPONSIBLE AGENCY: Florida Department of Transportation District 6

Item Segment TOTAL ALL Years ALL Phases: 900

Item Number: 433425

Item TOTAL ALL Years ALL Phases All Segments: 900

MIAMI-DADE METROPOLITAN PLANNING ORGANIZATION
TRANSPORTATION IMPROVEMENT PROGRAM
PRIMARY STATE HIGHWAYS AND INTERMODAL



HIGHWAYS

MPO Project Num: **DT4334431**
LRTP Ref.: 6-52
County: MIAMI-DADE
Roadway ID:
Lanes Exist: 0
Lanes Improved: 0
Lanes Added: 0
Project Length: .000
District: 06

Project Description: **SAFE RTS. TO SCHOOL**

**P.R.MILLER;N.HIALEAH;OAK
GROVE;N.BRDG;L.LENTN
ELEM**

Type of Work: **PEDESTRIAN SAFETY IMPROVEMENT**

SIS or Non-SIS: **No**

Extra Description:

		Proposed Funding (in \$000s)							
PHASE :	Funding Source	<2016	2015 - 2016	2016 - 2017	2017 - 2018	2018 - 2019	2019 - 2020	>2020	All Years
PRELIMINARY ENGINEERING	SR2S	87	0	0	0	0	0	0	87
PRELIMINARY ENGINEERING	SA	5	0	0	0	0	0	0	5
	Total	92	0	0	0	0	0	0	92
CONSTRUCTION	SA	0	5	0	0	0	0	0	5
CONSTRUCTION	TALU	0	663	0	0	0	0	0	663
	Total	0	668	0	0	0	0	0	668

RESPONSIBLE AGENCY: Florida Department of Transportation District 6

Item Segment TOTAL ALL Years ALL Phases: 760

Item Number: 433443

Item TOTAL ALL Years ALL Phases All Segments: 760

MIAMI-DADE METROPOLITAN PLANNING ORGANIZATION
TRANSPORTATION IMPROVEMENT PROGRAM
PRIMARY STATE HIGHWAYS AND INTERMODAL



HIGHWAYS

MPO Project Num: **DT4334441**
LRTP Ref.: 6-52
County: MIAMI-DADE
Roadway ID:
Lanes Exist: 0
Lanes Improved: 0
Lanes Added: 0
Project Length: .000
District: 06

Project Description: **SAFE RTS. TO SCHOOL**

**J.MCCRARY;T.L'OUVERTURE;
KENSINGTON PK;S.CLARA;PW**

Type of Work: **PEDESTRIAN SAFETY IMPROVEMENT**

SIS or Non-SIS: **No**

Extra Description:

		Proposed Funding (in \$000s)							
PHASE :	Funding Source	<2016	2015 - 2016	2016 - 2017	2017 - 2018	2018 - 2019	2019 - 2020	>2020	All Years
PRELIMINARY ENGINEERING	TALU	76	0	0	0	0	0	0	76
PRELIMINARY ENGINEERING	SA	5	0	0	0	0	0	0	5
	Total	81	0	0	0	0	0	0	81
CONSTRUCTION	SA	0	5	0	0	0	0	0	5
CONSTRUCTION	TALU	0	582	0	0	0	0	0	582
	Total	0	587	0	0	0	0	0	587

RESPONSIBLE AGENCY: Florida Department of Transportation District 6

Item Segment TOTAL ALL Years ALL Phases: 668

Item Number: 433444

Item TOTAL ALL Years ALL Phases All Segments: 668

MIAMI-DADE METROPOLITAN PLANNING ORGANIZATION
TRANSPORTATION IMPROVEMENT PROGRAM
PRIMARY STATE HIGHWAYS AND INTERMODAL



HIGHWAYS

MPO Project Num: **DT4334511**
LRTP Ref.: C-9
County: MIAMI-DADE
Roadway ID: 87120000
Lanes Exist: 0
Lanes Improved: 0
Lanes Added: 0
Project Length: .623
District: 06

Project Description: **SR 90/SW 8 STREET**

FROM SW 39TH AVENUE

TO WEST OF SW 33RD AVENUE

Type of Work: **INTERSECTION IMPROVEMENT**

SIS or Non-SIS: **No**

Extra Description:

		Proposed Funding (in \$000s)							
PHASE :	Funding Source	<2016	2015 - 2016	2016 - 2017	2017 - 2018	2018 - 2019	2019 - 2020	>2020	All Years
PRELIMINARY ENGINEERING	DS	5	0	0	0	0	0	0	5
PRELIMINARY ENGINEERING	HSP	178	0	0	0	0	0	0	178
PRELIMINARY ENGINEERING	DIH	10	0	0	0	0	0	0	10
	Total	193	0	0	0	0	0	0	193
CONSTRUCTION	DS	0	98	0	0	0	0	0	98
CONSTRUCTION	DIH	0	23	0	0	0	0	0	23
CONSTRUCTION	HSP	0	578	0	0	0	0	0	578
	Total	0	699	0	0	0	0	0	699

RESPONSIBLE AGENCY: Florida Department of Transportation District 6

Item Segment TOTAL ALL Years ALL Phases: 892

Item Number: 433451

Item TOTAL ALL Years ALL Phases All Segments: 892

MIAMI-DADE METROPOLITAN PLANNING ORGANIZATION
TRANSPORTATION IMPROVEMENT PROGRAM
PRIMARY STATE HIGHWAYS AND INTERMODAL



HIGHWAYS

MPO Project Num: **DT4334541**
LRTP Ref.: C-9
County: MIAMI-DADE
Roadway ID: 87000304
Lanes Exist: 2
Lanes Improved: 0
Lanes Added: 0
Project Length: 1.000
District: 06

Project Description: **S.W. 168TH STREET**

AT SW 197 AVENUE

Type of Work: **INTERSECTION IMPROVEMENT**

SIS or Non-SIS: **No**

Extra Description:

		Proposed Funding (in \$000s)							
PHASE :	Funding Source	<2016	2015 - 2016	2016 - 2017	2017 - 2018	2018 - 2019	2019 - 2020	>2020	All Years
PRELIMINARY ENGINEERING	HSP	51	0	0	0	0	0	0	51
	Total	51	0	0	0	0	0	0	51
CONSTRUCTION	HSP	0	92	16	0	0	0	0	108
CONSTRUCTION	SA	0	5	0	0	0	0	0	5
	Total	0	97	16	0	0	0	0	113

RESPONSIBLE AGENCY: Florida Department of Transportation District 6

Item Segment TOTAL ALL Years ALL Phases: 164

Item Number: 433454

Item TOTAL ALL Years ALL Phases All Segments: 164

MIAMI-DADE METROPOLITAN PLANNING ORGANIZATION
TRANSPORTATION IMPROVEMENT PROGRAM
PRIMARY STATE HIGHWAYS AND INTERMODAL



HIGHWAYS

MPO Project Num: **DT4334551**
LRTP Ref.: **C-9**
County: **MIAMI-DADE**
Roadway ID: **87030000**
Lanes Exist: **0**
Lanes Improved: **0**
Lanes Added: **0**
Project Length: **.341**
District: **06**

Project Description: **SR 5/US-1**

FROM SW 37 AVENUE

TO PONCE DE LEON

Type of Work: **INTERSECTION IMPROVEMENT**

SIS or Non-SIS: **No**

Extra Description:

		Proposed Funding (in \$000s)							
PHASE :	Funding Source	<2016	2015 - 2016	2016 - 2017	2017 - 2018	2018 - 2019	2019 - 2020	>2020	All Years
PRELIMINARY ENGINEERING	HSP	986	0	0	0	0	0	0	986
PRELIMINARY ENGINEERING	DDR	57	0	0	0	0	0	0	57
PRELIMINARY ENGINEERING	DIH	35	0	0	0	0	0	0	35
	Total	1,078	0	0	0	0	0	0	1,078
RIGHT OF WAY	DDR	0	327	405	55	0	0	0	787
RIGHT OF WAY	DIH	0	21	0	0	0	0	0	21
	Total	0	348	405	55	0	0	0	808
CONSTRUCTION	DIH	0	0	0	22	0	0	0	22
CONSTRUCTION	HSP	0	0	0	4,237	0	0	0	4,237
	Total	0	0	0	4,259	0	0	0	4,259

RESPONSIBLE AGENCY: Florida Department of Transportation District 6

Item Segment TOTAL ALL Years ALL Phases: 6,145

Item Number: 433455

Item TOTAL ALL Years ALL Phases All Segments: 7,939

MIAMI-DADE METROPOLITAN PLANNING ORGANIZATION
TRANSPORTATION IMPROVEMENT PROGRAM
PRIMARY STATE HIGHWAYS AND INTERMODAL



HIGHWAYS

MPO Project Num: **DT4334552**
LRTP Ref.: C-9
County: MIAMI-DADE
Roadway ID: 87030000
Lanes Exist: 0
Lanes Improved: 0
Lanes Added: 0
Project Length: .022
District: 06

Project Description: **SR 5/US-1**

AT RIVIERA DRIVE

Type of Work: **INTERSECTION IMPROVEMENT**

SIS or Non-SIS: **No**

Extra Description:

		Proposed Funding (in \$000s)							
PHASE :	Funding Source	<2016	2015 - 2016	2016 - 2017	2017 - 2018	2018 - 2019	2019 - 2020	>2020	All Years
PRELIMINARY ENGINEERING	HSP	405	0	0	0	0	0	0	405
PRELIMINARY ENGINEERING	DIH	10	0	0	0	0	0	0	10
PRELIMINARY ENGINEERING	DS	36	0	0	0	0	0	0	36
	Total	451	0	0	0	0	0	0	451
RIGHT OF WAY	SA	0	84	0	0	0	0	0	84
RIGHT OF WAY	HSP	0	170	0	0	0	0	0	170
RIGHT OF WAY	DS	0	33	30	0	0	0	0	63
RIGHT OF WAY	DDR	0	0	100	0	0	0	0	100
RIGHT OF WAY	DIH	0	12	0	0	0	0	0	12
	Total	0	299	130	0	0	0	0	429
CONSTRUCTION	HSP	0	0	0	788	0	0	0	788
CONSTRUCTION	DS	0	0	0	115	0	0	0	115
CONSTRUCTION	DIH	0	0	0	11	0	0	0	11
	Total	0	0	0	914	0	0	0	914

MIAMI-DADE METROPOLITAN PLANNING ORGANIZATION
TRANSPORTATION IMPROVEMENT PROGRAM
PRIMARY STATE HIGHWAYS AND INTERMODAL



HIGHWAYS

MPO Project Num: **DT4334552**
LRTP Ref.: C-9
County: MIAMI-DADE
Roadway ID: 87030000
Lanes Exist: 0
Lanes Improved: 0
Lanes Added: 0
Project Length: .022
District: 06

Project Description: **SR 5/US-1**

AT RIVIERA DRIVE

Type of Work: **INTERSECTION IMPROVEMENT**

SIS or Non-SIS: **No**

Extra Description:

PHASE :

Proposed Funding (in \$000s)								
Funding Source	<2016	2015 - 2016	2016 - 2017	2017 - 2018	2018 - 2019	2019 - 2020	>2020	All Years

RESPONSIBLE AGENCY: Florida Department of Transportation District 6

Item Segment TOTAL ALL Years ALL Phases: 1,794

Item Number: 433455

Item TOTAL ALL Years ALL Phases All Segments: 7,939

MIAMI-DADE METROPOLITAN PLANNING ORGANIZATION
TRANSPORTATION IMPROVEMENT PROGRAM
PRIMARY STATE HIGHWAYS AND INTERMODAL



HIGHWAYS

MPO Project Num: **DT4334851**
 LRTP Ref.: C-9
 County: MIAMI-DADE
 Roadway ID: 87030000
 Lanes Exist: 0
 Lanes Improved: 0
 Lanes Added: 0
 Project Length: .089
 District: 06

Project Description: **SR 5/US-1**

AT GRAND AVENUE

Type of Work: **INTERSECTION IMPROVEMENT**

SIS or Non-SIS: **No**

Extra Description:

		Proposed Funding (in \$000s)							
PHASE :	Funding Source	<2016	2015 - 2016	2016 - 2017	2017 - 2018	2018 - 2019	2019 - 2020	>2020	All Years
PRELIMINARY ENGINEERING	HSP	67	0	0	0	0	0	0	67
PRELIMINARY ENGINEERING	DS	1	0	0	0	0	0	0	1
PRELIMINARY ENGINEERING	DIH	20	0	0	0	0	0	0	20
	Total	89	0	0	0	0	0	0	89
CONSTRUCTION	DDR	0	5	0	0	0	0	0	5
CONSTRUCTION	HSP	0	88	19	0	0	0	0	107
CONSTRUCTION	DIH	0	4	0	0	0	0	0	4
	Total	0	97	19	0	0	0	0	116

RESPONSIBLE AGENCY: Florida Department of Transportation District 6

Item Segment TOTAL ALL Years ALL Phases: 205

Item Number: 433485

Item TOTAL ALL Years ALL Phases All Segments: 205

MIAMI-DADE METROPOLITAN PLANNING ORGANIZATION
TRANSPORTATION IMPROVEMENT PROGRAM
PRIMARY STATE HIGHWAYS AND INTERMODAL



HIGHWAYS

MPO Project Num: **DT4334891**
LRTP Ref.: C-9
County: MIAMI-DADE
Roadway ID: 87020000
Lanes Exist: 6
Lanes Improved: 6
Lanes Added: 0
Project Length: .567
District: 06

Project Description: **SR 5/US-1**

AT SW 104 STREET

Type of Work: **INTERSECTION IMPROVEMENT**

SIS or Non-SIS: **No**

Extra Description:

PHASE :	Funding Source	Proposed Funding (in \$000s)							
		<2016	2015 - 2016	2016 - 2017	2017 - 2018	2018 - 2019	2019 - 2020	>2020	All Years
PRELIMINARY ENGINEERING	HSP	240	0	0	0	0	0	0	240
PRELIMINARY ENGINEERING	DS	48	0	0	0	0	0	0	48
PRELIMINARY ENGINEERING	DIH	40	0	0	0	0	0	0	40
	Total	328	0	0	0	0	0	0	328
RIGHT OF WAY	DIH	9	0	0	0	0	0	0	9
RIGHT OF WAY	DS	66	30	0	0	0	0	0	96
	Total	75	30	0	0	0	0	0	105
CONSTRUCTION	HSP	0	0	0	1,752	0	0	0	1,752
CONSTRUCTION	HSP	0	0	0	54	0	0	0	54
CONSTRUCTION	DS	0	0	0	566	0	0	0	566
CONSTRUCTION	DIH	0	0	0	11	0	0	0	11
	Total	0	0	0	2,383	0	0	0	2,383

RESPONSIBLE AGENCY: Florida Department of Transportation District 6

Item Segment TOTAL ALL Years ALL Phases: 2,817

Item Number: 433489

Item TOTAL ALL Years ALL Phases All Segments: 2,817

MIAMI-DADE METROPOLITAN PLANNING ORGANIZATION
TRANSPORTATION IMPROVEMENT PROGRAM
PRIMARY STATE HIGHWAYS AND INTERMODAL



HIGHWAYS

MPO Project Num: **DT4334901**
LRTP Ref.: **C-9**
County: **MIAMI-DADE**
Roadway ID: **87030000**
Lanes Exist: **0**
Lanes Improved: **0**
Lanes Added: **0**
Project Length: **1.004**
District: **06**

Project Description: **SR 5/US-1**

FROM SANTONA STREET

TO EAST OF GRANADA BLVD.

Type of Work: **INTERSECTION IMPROVEMENT**

SIS or Non-SIS: **No**

Extra Description:

		Proposed Funding (in \$000s)							
PHASE :	Funding Source	<2016	2015 - 2016	2016 - 2017	2017 - 2018	2018 - 2019	2019 - 2020	>2020	All Years
PRELIMINARY ENGINEERING	DIH	20	0	0	0	0	0	0	20
PRELIMINARY ENGINEERING	DS	21	0	0	0	0	0	0	21
PRELIMINARY ENGINEERING	HSP	185	0	0	0	0	0	0	185
	Total	226	0	0	0	0	0	0	226
RIGHT OF WAY	DIH	1	0	0	0	0	0	0	1
	Total	1	0	0	0	0	0	0	1
CONSTRUCTION	DIH	0	35	0	0	0	0	0	35
CONSTRUCTION	HSP	0	715	116	0	0	0	0	831
	Total	0	750	116	0	0	0	0	866

RESPONSIBLE AGENCY: Florida Department of Transportation District 6

Item Segment TOTAL ALL Years ALL Phases: 1,093

Item Number: 433490

Item TOTAL ALL Years ALL Phases All Segments: 1,093

MIAMI-DADE METROPOLITAN PLANNING ORGANIZATION
TRANSPORTATION IMPROVEMENT PROGRAM
PRIMARY STATE HIGHWAYS AND INTERMODAL



HIGHWAYS

MPO Project Num: **DT4334911**
 LRTP Ref.: C-9
 County: MIAMI-DADE
 Roadway ID: 87240000
 Lanes Exist: 0
 Lanes Improved: 0
 Lanes Added: 0
 Project Length: .231
 District: 06

Project Description: **SR 9/NW 27 AVENUE**

AT NW 7 STREET

Type of Work: **INTERSECTION IMPROVEMENT**

SIS or Non-SIS: **No**

Extra Description:

		Proposed Funding (in \$000s)							
PHASE :	Funding Source	<2016	2015 - 2016	2016 - 2017	2017 - 2018	2018 - 2019	2019 - 2020	>2020	All Years
PRELIMINARY ENGINEERING	DIH	29	0	0	0	0	0	0	29
PRELIMINARY ENGINEERING	DS	5	0	0	0	0	0	0	5
	Total	34	0	0	0	0	0	0	34
CONSTRUCTION	DIH	0	5	0	0	0	0	0	5
CONSTRUCTION	HSP	0	216	0	0	0	0	0	216
	Total	0	221	0	0	0	0	0	221

RESPONSIBLE AGENCY: Florida Department of Transportation District 6

Item Segment TOTAL ALL Years ALL Phases: 255

Item Number: 433491

Item TOTAL ALL Years ALL Phases All Segments: 255

MIAMI-DADE METROPOLITAN PLANNING ORGANIZATION
TRANSPORTATION IMPROVEMENT PROGRAM
PRIMARY STATE HIGHWAYS AND INTERMODAL



HIGHWAYS

MPO Project Num: **DT4334921**
 LRTP Ref.: C-9
 County: MIAMI-DADE
 Roadway ID: 87281000
 Lanes Exist: 0
 Lanes Improved: 0
 Lanes Added: 0
 Project Length: .583
 District: 06

Project Description: **SR 953/LEJEUNE ROAD**

FROM ALMERIA AVENUE

TO MAJORCA AVENUE

Type of Work: **INTERSECTION IMPROVEMENT**

SIS or Non-SIS: **No**

Extra Description:

PHASE :		Proposed Funding (in \$000s)							
		Funding Source	<2016	2015 - 2016	2016 - 2017	2017 - 2018	2018 - 2019	2019 - 2020	>2020
PRELIMINARY ENGINEERING	DS		1	0	0	0	0	0	0
PRELIMINARY ENGINEERING	HSP		286	0	0	0	0	0	0
PRELIMINARY ENGINEERING	DIH		30	0	0	0	0	0	0
	Total		317	0	0	0	0	0	0
CONSTRUCTION	DIH		0	51	0	0	0	0	0
CONSTRUCTION	DS		0	51	0	0	0	0	0
CONSTRUCTION	HSP		0	1,183	150	0	0	0	0
	Total		0	1,285	150	0	0	0	0

RESPONSIBLE AGENCY: Florida Department of Transportation District 6

Item Segment TOTAL ALL Years ALL Phases: 1,752

Item Number: 433492

Item TOTAL ALL Years ALL Phases All Segments: 1,752

MIAMI-DADE METROPOLITAN PLANNING ORGANIZATION
TRANSPORTATION IMPROVEMENT PROGRAM
PRIMARY STATE HIGHWAYS AND INTERMODAL



HIGHWAYS

MPO Project Num: **DT4334931**
LRTP Ref.: **C-9**
County: **MIAMI-DADE**
Roadway ID: **87085000**
Lanes Exist: **0**
Lanes Improved: **0**
Lanes Added: **0**
Project Length: **.126**
District: **06**

Project Description: **SR 933/SW 12 AVENUE**

FROM SW 6TH STREET

TO SW 8TH STREET

Type of Work: **INTERSECTION IMPROVEMENT**

SIS or Non-SIS: **No**

Extra Description:

PHASE :		Proposed Funding (in \$000s)							
		Funding Source	<2016	2015 - 2016	2016 - 2017	2017 - 2018	2018 - 2019	2019 - 2020	>2020
PRELIMINARY ENGINEERING	HSP		100	0	0	0	0	0	0
PRELIMINARY ENGINEERING	ACSA		110	0	0	0	0	0	0
PRELIMINARY ENGINEERING	DS		27	0	0	0	0	0	0
PRELIMINARY ENGINEERING	DIH		10	0	0	0	0	0	0
	Total		247	0	0	0	0	0	0
CONSTRUCTION	DIH		0	36	0	0	0	0	0
CONSTRUCTION	HSP		0	598	0	0	0	0	0
	Total		0	634	0	0	0	0	0

RESPONSIBLE AGENCY: Florida Department of Transportation District 6

Item Segment TOTAL ALL Years ALL Phases: **881**

Item Number: 433493

Item TOTAL ALL Years ALL Phases All Segments: **881**

MIAMI-DADE METROPOLITAN PLANNING ORGANIZATION
TRANSPORTATION IMPROVEMENT PROGRAM
PRIMARY STATE HIGHWAYS AND INTERMODAL



HIGHWAYS

MPO Project Num: **DT4335341**
LRTP Ref.: C-9
County: DIST/ST-WIDE
Roadway ID:
Lanes Exist: 0
Lanes Improved: 0
Lanes Added: 0
Project Length: .000
District: 06

Project Description: **ITS OPERATIONS
HARDWARE/SOFTWARE AND
REPLACEMENT EQUIPMENT**

Type of Work: **TRAFFIC MANAGEMENT CENTERS** SIS or Non-SIS: **Yes**

Extra Description:

		Proposed Funding (in \$000s)							
PHASE :	Funding Source	<2016	2015 - 2016	2016 - 2017	2017 - 2018	2018 - 2019	2019 - 2020	>2020	All Years
CAPITAL	DSBD	54	0	0	0	0	0	0	54
CAPITAL	ACNP	194	0	0	0	0	0	0	194
CAPITAL	DITS	135	92	0	125	125	125	375	977
CAPITAL	DS	94	33	125	0	0	0	0	252
Total		476	125	125	125	125	125	375	1,476

RESPONSIBLE AGENCY: Florida Department of Transportation District 6

Item Segment TOTAL ALL Years ALL Phases: 1,476

Item Number: 433534

Item TOTAL ALL Years ALL Phases All Segments: 1,476

MIAMI-DADE METROPOLITAN PLANNING ORGANIZATION
TRANSPORTATION IMPROVEMENT PROGRAM
PRIMARY STATE HIGHWAYS AND INTERMODAL



HIGHWAYS

MPO Project Num: **DT4338181**
LRTP Ref.: C-9
County: MIAMI-DADE
Roadway ID: 87090000
Lanes Exist: 6
Lanes Improved: 0
Lanes Added: 0
Project Length: .146
District: 06

Project Description: **SR 25/OKEECHOBEE RD**

**AT W 18TH AVENUE
INTERSECTION
IMPROVEMENT**

Type of Work: **INTERSECTION IMPROVEMENT**

SIS or Non-SIS: **No**

Extra Description:

PHASE :		Proposed Funding (in \$000s)							
		<2016	2015 - 2016	2016 - 2017	2017 - 2018	2018 - 2019	2019 - 2020	>2020	All Years
PRELIMINARY ENGINEERING	DIH	21	0	0	0	0	0	0	21
PRELIMINARY ENGINEERING	DS	11	0	0	0	0	0	0	11
PRELIMINARY ENGINEERING	DDR	134	0	0	0	0	0	0	134
	Total	166	0	0	0	0	0	0	166
CONSTRUCTION	DDR	446	0	0	0	0	0	0	446
CONSTRUCTION	DIH	8	0	0	0	0	0	0	8
CONSTRUCTION	DS	0	65	0	0	0	0	0	65
	Total	454	65	0	0	0	0	0	519

RESPONSIBLE AGENCY: Florida Department of Transportation District 6

Item Segment TOTAL ALL Years ALL Phases: 685

Item Number: 433818

Item TOTAL ALL Years ALL Phases All Segments: 685

MIAMI-DADE METROPOLITAN PLANNING ORGANIZATION
TRANSPORTATION IMPROVEMENT PROGRAM
PRIMARY STATE HIGHWAYS AND INTERMODAL



HIGHWAYS

MPO Project Num: **DT4339241**
LRTP Ref.: C-9
County: MIAMI-DADE
Roadway ID: 87270000
Lanes Exist: 8
Lanes Improved: 0
Lanes Added: 0
Project Length: 2.433
District: 06

Project Description: **SR 9A/I-95**

FROM SNAKE CREEK CANAL TO DADE/BROWARD CO LINE

Type of Work: **LANDSCAPING**

SIS or Non-SIS: **Yes**

Extra Description:

		Proposed Funding (in \$000s)							
PHASE :	Funding Source	<2016	2015 - 2016	2016 - 2017	2017 - 2018	2018 - 2019	2019 - 2020	>2020	All Years
PRELIMINARY ENGINEERING	DS	179	0	0	0	0	0	0	179
PRELIMINARY ENGINEERING	DIH	10	0	0	0	0	0	0	10
	Total	190	0	0	0	0	0	0	190
CONSTRUCTION	DDR	1,630	0	0	0	0	0	0	1,630
CONSTRUCTION	DIH	15	0	0	0	0	0	0	15
CONSTRUCTION	DS	1,270	159	0	0	0	0	0	1,429
	Total	2,915	159	0	0	0	0	0	3,074

RESPONSIBLE AGENCY: Florida Department of Transportation District 6

Item Segment TOTAL ALL Years ALL Phases: 3,264

Item Number: 433924

Item TOTAL ALL Years ALL Phases All Segments: 4,657

MIAMI-DADE METROPOLITAN PLANNING ORGANIZATION
TRANSPORTATION IMPROVEMENT PROGRAM
PRIMARY STATE HIGHWAYS AND INTERMODAL



HIGHWAYS

MPO Project Num: **DT4339242**
LRTP Ref.: C-9
County: MIAMI-DADE
Roadway ID: 87270000
Lanes Exist: 7
Lanes Improved: 0
Lanes Added: 0
Project Length: 1.669
District: 06

Project Description: **SR 9A/I-95**

FROM NW 170 STREET

TO SNAKE CREEK CANAL

Type of Work: **LANDSCAPING**

SIS or Non-SIS: **Yes**

Extra Description:

		Proposed Funding (in \$000s)							
PHASE :	Funding Source	<2016	2015 - 2016	2016 - 2017	2017 - 2018	2018 - 2019	2019 - 2020	>2020	All Years
PRELIMINARY ENGINEERING	DS	99	0	0	0	0	0	0	99
PRELIMINARY ENGINEERING	DIH	15	0	0	0	0	0	0	15
	Total	114	0	0	0	0	0	0	114
CONSTRUCTION	DS	0	1,204	0	0	0	0	0	1,204
CONSTRUCTION	DIH	0	75	0	0	0	0	0	75
	Total	0	1,279	0	0	0	0	0	1,279

RESPONSIBLE AGENCY: Florida Department of Transportation District 6

Item Segment TOTAL ALL Years ALL Phases: 1,393

Item Number: 433924

Item TOTAL ALL Years ALL Phases All Segments: 4,657

MIAMI-DADE METROPOLITAN PLANNING ORGANIZATION
TRANSPORTATION IMPROVEMENT PROGRAM
PRIMARY STATE HIGHWAYS AND INTERMODAL



HIGHWAYS

MPO Project Num: **DT4344431**
LRTP Ref.: **NA**
County: **MIAMI-DADE**
Roadway ID: **87160000**
Lanes Exist: **3**
Lanes Improved: **0**
Lanes Added: **0**
Project Length: **.631**
District: **06**

Project Description: **SR 9336/SW 344 ST**

FROM W OF SW 187 AVENUE TO E OF SW 182 AVENUE

Type of Work: **SIDEWALK**

SIS or Non-SIS: **No**

Extra Description:

PHASE :	Funding Source	Proposed Funding (in \$000s)							
		<2016	2015 - 2016	2016 - 2017	2017 - 2018	2018 - 2019	2019 - 2020	>2020	All Years
PRELIMINARY ENGINEERING	DDR	25	0	0	0	0	0	0	25
PRELIMINARY ENGINEERING	DIH	54	0	0	0	0	0	0	54
	Total	79	0	0	0	0	0	0	79
RIGHT OF WAY	DIH	15	0	0	0	0	0	0	15
RIGHT OF WAY	DS	107	0	0	0	0	0	0	107
RIGHT OF WAY	DDR	0	100	0	0	0	0	0	100
	Total	122	100	0	0	0	0	0	222
CONSTRUCTION	DIH	0	0	13	0	0	0	0	13
CONSTRUCTION	DS	0	0	127	0	0	0	0	127
	Total	0	0	140	0	0	0	0	140

RESPONSIBLE AGENCY: Florida Department of Transportation District 6

Item Segment TOTAL ALL Years ALL Phases: **441**

Item Number: 434443

Item TOTAL ALL Years ALL Phases All Segments: **441**

MIAMI-DADE METROPOLITAN PLANNING ORGANIZATION
TRANSPORTATION IMPROVEMENT PROGRAM
PRIMARY STATE HIGHWAYS AND INTERMODAL



HIGHWAYS

MPO Project Num: **DT4346051**
LRTP Ref.: 6-36
County: MIAMI-DADE
Roadway ID: 87000202
Lanes Exist: 4
Lanes Improved: 2
Lanes Added: 0
Project Length: .068
District: 06

Project Description: **91 ST/SURFSIDE ST INDIAN CREEK
BRIDGE BRIDGE# 876100**

Type of Work: **PD&E/EMO STUDY**

SIS or Non-SIS: **No**

Extra Description:

		Proposed Funding (in \$000s)							
PHASE :	Funding Source	<2016	2015 - 2016	2016 - 2017	2017 - 2018	2018 - 2019	2019 - 2020	>2020	All Years
P D & E	SU	0	0	0	1,515	0	0	0	1,515
	Total	0	0	0	1,515	0	0	0	1,515

RESPONSIBLE AGENCY: Florida Department of Transportation District 6

Item Segment TOTAL ALL Years ALL Phases: 1,515

Item Number: 434605

Item TOTAL ALL Years ALL Phases All Segments: 1,515

MIAMI-DADE METROPOLITAN PLANNING ORGANIZATION
TRANSPORTATION IMPROVEMENT PROGRAM
PRIMARY STATE HIGHWAYS AND INTERMODAL



HIGHWAYS

MPO Project Num: **DT4346641**
 LRTP Ref.: C-9
 County: DIST/ST-WIDE
 Roadway ID:
 Lanes Exist: 0
 Lanes Improved: 0
 Lanes Added: 0
 Project Length: .000
 District: 06

Project Description: **DISTRICTWIDE TRAFFIC OPERATIONS
SAFETY STUDIES CONSULTANTS**

Type of Work: **SAFETY PROJECT**

SIS or Non-SIS: **No**

Extra Description:

		Proposed Funding (in \$000s)							
PHASE :	Funding Source	<2016	2015 - 2016	2016 - 2017	2017 - 2018	2018 - 2019	2019 - 2020	>2020	All Years
PRELIMINARY ENGINEERING	DS	0	0	0	0	400	300	0	700
PRELIMINARY ENGINEERING	DIH	0	0	0	0	8	0	0	8
	Total	0	0	0	0	408	300	0	708

RESPONSIBLE AGENCY: Florida Department of Transportation District 6

Item Segment TOTAL ALL Years ALL Phases: 708

Item Number: 434664

Item TOTAL ALL Years ALL Phases All Segments: 708

MIAMI-DADE METROPOLITAN PLANNING ORGANIZATION
TRANSPORTATION IMPROVEMENT PROGRAM
PRIMARY STATE HIGHWAYS AND INTERMODAL



HIGHWAYS

MPO Project Num: **DT4346761**
 LRTP Ref.: C-9
 County: MIAMI-DADE
 Roadway ID:
 Lanes Exist: 0
 Lanes Improved: 0
 Lanes Added: 0
 Project Length: .000
 District: 06

Project Description: **SR 9A/I-95 EXPRESS OPERATIONS & MAINTENANCE INCIDENT MGMT/RD RANGERS**

Type of Work: **OTHER ITS**

SIS or Non-SIS: **Yes**

Extra Description:

		Proposed Funding (in \$000s)							
PHASE :	Funding Source	<2016	2015 - 2016	2016 - 2017	2017 - 2018	2018 - 2019	2019 - 2020	>2020	All Years
OPERATIONS	TOBD	0	0	0	0	3,900	3,900	0	7,800
	Total	0	0	0	0	3,900	3,900	0	7,800
CONSTRUCTION	TOBD	0	0	0	0	5	0	0	5
	Total	0	0	0	0	5	0	0	5

RESPONSIBLE AGENCY: Florida Department of Transportation District 6

Item Segment TOTAL ALL Years ALL Phases: 7,805

Item Number: 434676

Item TOTAL ALL Years ALL Phases All Segments: 7,805

MIAMI-DADE METROPOLITAN PLANNING ORGANIZATION
TRANSPORTATION IMPROVEMENT PROGRAM
PRIMARY STATE HIGHWAYS AND INTERMODAL



HIGHWAYS

MPO Project Num: **DT4346851**
LRTP Ref.: 6-54
County: MIAMI-DADE
Roadway ID: 87000187
Lanes Exist: 4
Lanes Improved: 0
Lanes Added: 0
Project Length: 1.091
District: 06

Project Description: **CITY OF MIAMI SPRNGS WESTWARD FROM LUDLAM DRIVE TO FLAMINGO CIRCLE AVE**

Type of Work: **BIKE PATH/TRAIL**

SIS or Non-SIS: **No**

Extra Description:

		Proposed Funding (in \$000s)							
PHASE :	Funding Source	<2016	2015 - 2016	2016 - 2017	2017 - 2018	2018 - 2019	2019 - 2020	>2020	All Years
PRELIMINARY ENGINEERING	LF	40	0	0	0	0	0	0	40
	Total	40	0	0	0	0	0	0	40
CONSTRUCTION	LF	0	111	0	0	0	0	0	111
CONSTRUCTION	TALU	0	597	0	0	0	0	0	597
CONSTRUCTION	SA	0	5	0	0	0	0	0	5
	Total	0	713	0	0	0	0	0	713

RESPONSIBLE AGENCY: Florida Department of Transportation District 6

Item Segment TOTAL ALL Years ALL Phases: 753

Item Number: 434685

Item TOTAL ALL Years ALL Phases All Segments: 753

MIAMI-DADE METROPOLITAN PLANNING ORGANIZATION
TRANSPORTATION IMPROVEMENT PROGRAM
PRIMARY STATE HIGHWAYS AND INTERMODAL



HIGHWAYS

MPO Project Num: **DT4346921**
LRTP Ref.: C-9
County: MIAMI-DADE
Roadway ID: 87067510
Lanes Exist: 2
Lanes Improved: 0
Lanes Added: 0
Project Length: .065
District: 06

Project Description: **SOUTH MIAMI AVENUE FROM SW 10 STREET TO SW 9 STREET**

Type of Work: **ROAD RECONST/REPAIR/OVERLAY** SIS or Non-SIS: **No**

Extra Description:

		Proposed Funding (in \$000s)							
PHASE :	Funding Source	<2016	2015 - 2016	2016 - 2017	2017 - 2018	2018 - 2019	2019 - 2020	>2020	All Years
PRELIMINARY ENGINEERING	LF	75	0	0	0	0	0	0	75
	Total	75	0	0	0	0	0	0	75
CONSTRUCTION	TALU	0	0	0	0	400	0	0	400
CONSTRUCTION	SA	0	0	0	0	5	0	0	5
CONSTRUCTION	LF	0	0	0	0	25	0	0	25
	Total	0	0	0	0	430	0	0	430

RESPONSIBLE AGENCY: City of Miami

Item Segment TOTAL ALL Years ALL Phases: 505

Item Number: 434692 Item TOTAL ALL Years ALL Phases All Segments: 505

MIAMI-DADE METROPOLITAN PLANNING ORGANIZATION
TRANSPORTATION IMPROVEMENT PROGRAM
PRIMARY STATE HIGHWAYS AND INTERMODAL



HIGHWAYS

MPO Project Num: **DT4347661**
LRTP Ref.: C-9
County: MIAMI-DADE
Roadway ID: 87281000
Lanes Exist: 0
Lanes Improved: 0
Lanes Added: 0
Project Length: .091
District: 06

Project Description: **SR 953/LEJEUNE ROAD**

AT BIRD ROAD

Type of Work: **INTERSECTION IMPROVEMENT**

SIS or Non-SIS: **No**

Extra Description:

		Proposed Funding (in \$000s)							
PHASE :	Funding Source	<2016	2015 - 2016	2016 - 2017	2017 - 2018	2018 - 2019	2019 - 2020	>2020	All Years
PRELIMINARY ENGINEERING	DIH	20	0	0	0	0	0	0	20
PRELIMINARY ENGINEERING	DDR	50	0	0	0	0	0	0	50
PRELIMINARY ENGINEERING	HSP	200	0	0	0	0	0	0	200
	Total	270	0	0	0	0	0	0	270
RIGHT OF WAY	DS	0	63	0	0	0	0	0	63
RIGHT OF WAY	HSP	0	2,164	0	0	0	0	0	2,164
RIGHT OF WAY	DIH	0	10	0	0	0	0	0	10
	Total	0	2,237	0	0	0	0	0	2,237
CONSTRUCTION	HSP	0	0	0	927	0	0	0	927
CONSTRUCTION	DS	0	0	0	11	0	0	0	11
CONSTRUCTION	DIH	0	0	0	16	0	0	0	16
	Total	0	0	0	954	0	0	0	954

RESPONSIBLE AGENCY: Florida Department of Transportation District 6

Item Segment TOTAL ALL Years ALL Phases: 3,462

Item Number: 434766

Item TOTAL ALL Years ALL Phases All Segments: 3,462

MIAMI-DADE METROPOLITAN PLANNING ORGANIZATION
TRANSPORTATION IMPROVEMENT PROGRAM
PRIMARY STATE HIGHWAYS AND INTERMODAL



HIGHWAYS

MPO Project Num: **DT4347681**
 LRTP Ref.: C-9
 County: MIAMI-DADE
 Roadway ID: 87038000
 Lanes Exist: 6
 Lanes Improved: 0
 Lanes Added: 0
 Project Length: 1.078
 District: 06

Project Description: **SR 932/NW 103 STREET**

FROM SR 826

TO WEST 12TH AVENUE

Type of Work: **INTERSECTION IMPROVEMENT**

SIS or Non-SIS: **No**

Extra Description:

		Proposed Funding (in \$000s)							
PHASE :	Funding Source	<2016	2015 - 2016	2016 - 2017	2017 - 2018	2018 - 2019	2019 - 2020	>2020	All Years
PRELIMINARY ENGINEERING	DIH	10	0	0	0	0	0	0	10
PRELIMINARY ENGINEERING	DS	106	0	0	0	0	0	0	106
PRELIMINARY ENGINEERING	HSP	294	0	0	0	0	0	0	294
	Total	410	0	0	0	0	0	0	410
CONSTRUCTION	HSP	0	0	655	0	0	0	0	655
CONSTRUCTION	DIH	0	0	26	0	0	0	0	26
CONSTRUCTION	DS	0	0	19	0	0	0	0	19
	Total	0	0	700	0	0	0	0	700

RESPONSIBLE AGENCY: Florida Department of Transportation District 6

Item Segment TOTAL ALL Years ALL Phases: 1,110

Item Number: 434768

Item TOTAL ALL Years ALL Phases All Segments: 1,961

MIAMI-DADE METROPOLITAN PLANNING ORGANIZATION
TRANSPORTATION IMPROVEMENT PROGRAM
PRIMARY STATE HIGHWAYS AND INTERMODAL



HIGHWAYS

MPO Project Num: **DT4347682**
LRTP Ref.: **C-9**
County: **MIAMI-DADE**
Roadway ID:
Lanes Exist:
Lanes Improved:
Lanes Added:
Project Length: **2.243**
District: **06**

Project Description: **SR 932/NW 103 STREET**

FROM WEST 12 AVENUE

TO EAST 5 AVENUE

Type of Work: **INTERSECTION IMPROVEMENT**

SIS or Non-SIS: **No**

Extra Description:

		Proposed Funding (in \$000s)							
PHASE :	Funding Source	<2016	2015 - 2016	2016 - 2017	2017 - 2018	2018 - 2019	2019 - 2020	>2020	All Years
PRELIMINARY ENGINEERING	DS	130	0	0	0	0	0	0	130
PRELIMINARY ENGINEERING	DIH	50	0	0	0	0	0	0	50
	Total	180	0	0	0	0	0	0	180
CONSTRUCTION	DIH	0	0	22	0	0	0	0	22
CONSTRUCTION	DDR	0	0	649	0	0	0	0	649
	Total	0	0	671	0	0	0	0	671

RESPONSIBLE AGENCY: Florida Department of Transportation District 6

Item Segment TOTAL ALL Years ALL Phases: **851**

Item Number: 434768

Item TOTAL ALL Years ALL Phases All Segments: **1,961**

MIAMI-DADE METROPOLITAN PLANNING ORGANIZATION
TRANSPORTATION IMPROVEMENT PROGRAM
PRIMARY STATE HIGHWAYS AND INTERMODAL



HIGHWAYS

MPO Project Num: **DT4347691**
LRTP Ref.: C-9
County: MIAMI-DADE
Roadway ID: 87281000
Lanes Exist: 0
Lanes Improved: 0
Lanes Added: 0
Project Length: .863
District: 06

Project Description: **SR 953/LEJEUNE ROAD**

FROM SW 2 STREET

TO NW 11 STREET

Type of Work: **INTERSECTION IMPROVEMENT**

SIS or Non-SIS: **No**

Extra Description:

		Proposed Funding (in \$000s)							
PHASE :	Funding Source	<2016	2015 - 2016	2016 - 2017	2017 - 2018	2018 - 2019	2019 - 2020	>2020	All Years
PRELIMINARY ENGINEERING	HSP	200	0	0	0	0	0	0	200
PRELIMINARY ENGINEERING	DIH	10	0	0	0	0	0	0	10
	Total	210	0	0	0	0	0	0	210
CONSTRUCTION	HSP	0	0	622	86	0	0	0	708
CONSTRUCTION	DS	0	0	24	0	0	0	0	24
CONSTRUCTION	DIH	0	0	11	0	0	0	0	11
	Total	0	0	657	86	0	0	0	743

RESPONSIBLE AGENCY: Florida Department of Transportation District 6

Item Segment TOTAL ALL Years ALL Phases: 953

Item Number: 434769

Item TOTAL ALL Years ALL Phases All Segments: 953

MIAMI-DADE METROPOLITAN PLANNING ORGANIZATION
TRANSPORTATION IMPROVEMENT PROGRAM
PRIMARY STATE HIGHWAYS AND INTERMODAL



HIGHWAYS

MPO Project Num: **DT4347711**
LRTP Ref.: C-9
County: MIAMI-DADE
Roadway ID: 87044000
Lanes Exist: 5
Lanes Improved: 0
Lanes Added: 0
Project Length: .300
District: 06

Project Description: **SR 976/BIRD ROAD**

FROM SW 57TH AVENUE

TO ALHAMBRA CIRCLE

Type of Work: **INTERSECTION IMPROVEMENT**

SIS or Non-SIS: **No**

Extra Description:

		Proposed Funding (in \$000s)							
PHASE :	Funding Source	<2016	2015 - 2016	2016 - 2017	2017 - 2018	2018 - 2019	2019 - 2020	>2020	All Years
PRELIMINARY ENGINEERING	HSP	227	0	0	0	0	0	0	227
PRELIMINARY ENGINEERING	DIH	10	0	0	0	0	0	0	10
	Total	237	0	0	0	0	0	0	237
CONSTRUCTION	DIH	0	0	42	0	0	0	0	42
CONSTRUCTION	DS	0	0	47	0	0	0	0	47
CONSTRUCTION	HSP	0	0	981	0	0	0	0	981
	Total	0	0	1,070	0	0	0	0	1,070

RESPONSIBLE AGENCY: Florida Department of Transportation District 6

Item Segment TOTAL ALL Years ALL Phases: 1,307

Item Number: 434771

Item TOTAL ALL Years ALL Phases All Segments: 1,307

MIAMI-DADE METROPOLITAN PLANNING ORGANIZATION
TRANSPORTATION IMPROVEMENT PROGRAM
PRIMARY STATE HIGHWAYS AND INTERMODAL



HIGHWAYS

MPO Project Num: **DT4347721**
LRTP Ref.: **C-9**
County: **MIAMI-DADE**
Roadway ID: **87120000**
Lanes Exist: **0**
Lanes Improved: **0**
Lanes Added: **0**
Project Length: **.108**
District: **06**

Project Description: **SR 90/SW 8TH STREET**

AT SW 67TH AVENUE

Type of Work: **INTERSECTION IMPROVEMENT**

SIS or Non-SIS: **No**

Extra Description:

		Proposed Funding (in \$000s)							
PHASE :	Funding Source	<2016	2015 - 2016	2016 - 2017	2017 - 2018	2018 - 2019	2019 - 2020	>2020	All Years
PRELIMINARY ENGINEERING	DIH	22	0	0	0	0	0	0	22
PRELIMINARY ENGINEERING	DDR	166	0	0	0	0	0	0	166
PRELIMINARY ENGINEERING	DS	8	0	0	0	0	0	0	8
	Total	196	0	0	0	0	0	0	196
CONSTRUCTION	DIH	0	0	22	0	0	0	0	22
CONSTRUCTION	DS	0	0	5	0	0	0	0	5
CONSTRUCTION	HSP	0	0	438	0	0	0	0	438
	Total	0	0	465	0	0	0	0	465

RESPONSIBLE AGENCY: Florida Department of Transportation District 6

Item Segment TOTAL ALL Years ALL Phases: **661**

Item Number: 434772

Item TOTAL ALL Years ALL Phases All Segments: **661**

MIAMI-DADE METROPOLITAN PLANNING ORGANIZATION
TRANSPORTATION IMPROVEMENT PROGRAM
PRIMARY STATE HIGHWAYS AND INTERMODAL



HIGHWAYS

MPO Project Num: **DT4347731**
LRTP Ref.: C-9
County: MIAMI-DADE
Roadway ID: 87060000
Lanes Exist: 0
Lanes Improved: 0
Lanes Added: 0
Project Length: 1.279
District: 06

Project Description: **SR A1A/COLLINS AVE.**

FROM 4700 BLOCK

TO 5800 BLOCK

Type of Work: **INTERSECTION IMPROVEMENT**

SIS or Non-SIS: **No**

Extra Description:

		Proposed Funding (in \$000s)							
PHASE :	Funding Source	<2016	2015 - 2016	2016 - 2017	2017 - 2018	2018 - 2019	2019 - 2020	>2020	All Years
PRELIMINARY ENGINEERING	DIH	20	0	0	0	0	0	0	20
PRELIMINARY ENGINEERING	HSP	472	0	0	0	0	0	0	472
	Total	493	0	0	0	0	0	0	493
CONSTRUCTION	DIH	0	0	21	0	0	0	0	21
CONSTRUCTION	HSP	0	0	2,156	242	0	0	0	2,398
CONSTRUCTION	DS	0	0	126	11	0	0	0	137
	Total	0	0	2,303	253	0	0	0	2,556

RESPONSIBLE AGENCY: Florida Department of Transportation District 6

Item Segment TOTAL ALL Years ALL Phases: 3,049

Item Number: 434773

Item TOTAL ALL Years ALL Phases All Segments: 3,049

MIAMI-DADE METROPOLITAN PLANNING ORGANIZATION
TRANSPORTATION IMPROVEMENT PROGRAM
PRIMARY STATE HIGHWAYS AND INTERMODAL



HIGHWAYS

MPO Project Num: **DT4347761**
LRTP Ref.: C-9
County: MIAMI-DADE
Roadway ID: 87001000
Lanes Exist: 0
Lanes Improved: 0
Lanes Added: 0
Project Length: .242
District: 06

Project Description: **SR 94/KENDALL DRIVE**

AT SW 107 AVENUE

Type of Work: **INTERSECTION IMPROVEMENT**

SIS or Non-SIS: **No**

Extra Description:

		Proposed Funding (in \$000s)							
PHASE :	Funding Source	<2016	2015 - 2016	2016 - 2017	2017 - 2018	2018 - 2019	2019 - 2020	>2020	All Years
PRELIMINARY ENGINEERING	HSP	375	0	0	0	0	0	0	375
PRELIMINARY ENGINEERING	DIH	15	0	0	0	0	0	0	15
	Total	390	0	0	0	0	0	0	390
CONSTRUCTION	HSP	0	0	1,348	195	0	0	0	1,543
CONSTRUCTION	DIH	0	0	16	0	0	0	0	16
CONSTRUCTION	DS	0	0	28	0	0	0	0	28
	Total	0	0	1,392	195	0	0	0	1,587

RESPONSIBLE AGENCY: Florida Department of Transportation District 6

Item Segment TOTAL ALL Years ALL Phases: 1,977

Item Number: 434776

Item TOTAL ALL Years ALL Phases All Segments: 1,977

MIAMI-DADE METROPOLITAN PLANNING ORGANIZATION
TRANSPORTATION IMPROVEMENT PROGRAM
PRIMARY STATE HIGHWAYS AND INTERMODAL



HIGHWAYS

MPO Project Num: **DT4347781**
LRTP Ref.: C-9
County: MIAMI-DADE
Roadway ID: 87016000
Lanes Exist: 4
Lanes Improved: 0
Lanes Added: 0
Project Length: .585
District: 06

Project Description: **SR 112/ARTHUR GODFRY**

FROM ALTON ROAD

TO WEST OF PINE TREE

Type of Work: **INTERSECTION IMPROVEMENT**

SIS or Non-SIS: **No**

Extra Description:

		Proposed Funding (in \$000s)							
PHASE :	Funding Source	<2016	2015 - 2016	2016 - 2017	2017 - 2018	2018 - 2019	2019 - 2020	>2020	All Years
PRELIMINARY ENGINEERING	HSP	314	0	0	0	0	0	0	314
PRELIMINARY ENGINEERING	DIH	15	0	0	0	0	0	0	15
	Total	329	0	0	0	0	0	0	329
CONSTRUCTION	DIH	0	0	16	0	0	0	0	16
CONSTRUCTION	DS	0	0	248	0	0	0	0	248
CONSTRUCTION	HSP	0	0	1,434	340	0	0	0	1,774
	Total	0	0	1,698	340	0	0	0	2,038

RESPONSIBLE AGENCY: Florida Department of Transportation District 6

Item Segment TOTAL ALL Years ALL Phases: 2,367

Item Number: 434778

Item TOTAL ALL Years ALL Phases All Segments: 2,367

MIAMI-DADE METROPOLITAN PLANNING ORGANIZATION
TRANSPORTATION IMPROVEMENT PROGRAM
PRIMARY STATE HIGHWAYS AND INTERMODAL



HIGHWAYS

MPO Project Num: **DT4348101**
 LRTP Ref.: C-9
 County: MIAMI-DADE
 Roadway ID: 87090000
 Lanes Exist: 6
 Lanes Improved: 6
 Lanes Added: 0
 Project Length: .161
 District: 06

Project Description: **SR 25/OKEECHOBEE RD.**

AT WEST 12TH AVENUE

Type of Work: **INTERSECTION IMPROVEMENT**

SIS or Non-SIS: **No**

Extra Description:

PHASE :		Proposed Funding (in \$000s)							
		<2016	2015 - 2016	2016 - 2017	2017 - 2018	2018 - 2019	2019 - 2020	>2020	All Years
PRELIMINARY ENGINEERING	DIH	13	0	0	0	0	0	0	13
PRELIMINARY ENGINEERING	DS	1	0	0	0	0	0	0	1
PRELIMINARY ENGINEERING	HSP	101	0	0	0	0	0	0	101
	Total	114	0	0	0	0	0	0	114
CONSTRUCTION	DIH	0	26	0	0	0	0	0	26
CONSTRUCTION	DS	0	24	0	0	0	0	0	24
CONSTRUCTION	HSP	0	310	61	0	0	0	0	371
	Total	0	360	61	0	0	0	0	421

RESPONSIBLE AGENCY: Florida Department of Transportation District 6

Item Segment TOTAL ALL Years ALL Phases: 535

Item Number: 434810

Item TOTAL ALL Years ALL Phases All Segments: 535

MIAMI-DADE METROPOLITAN PLANNING ORGANIZATION
TRANSPORTATION IMPROVEMENT PROGRAM
PRIMARY STATE HIGHWAYS AND INTERMODAL



HIGHWAYS

MPO Project Num: **DT4348451**
LRTP Ref.: NA
County: MIAMI-DADE
Roadway ID: 87030000
Lanes Exist: 6
Lanes Improved: 0
Lanes Added: 0
Project Length: 11.993
District: 06

Project Description: **SR 5/US-1/S. DIXIE HIGHWAY FROM SW 152 STREET TO SR 9/I-95**

Type of Work: **TRANSPORTATION PLANNING** SIS or Non-SIS: **No**

Extra Description:

		Proposed Funding (in \$000s)							
PHASE :	Funding Source	<2016	2015 - 2016	2016 - 2017	2017 - 2018	2018 - 2019	2019 - 2020	>2020	All Years
P D & E	DDR	0	1,500	0	0	0	0	0	1,500
	Total	0	1,500	0	0	0	0	0	1,500

RESPONSIBLE AGENCY: Florida Department of Transportation District 6

Item Segment TOTAL ALL Years ALL Phases: 1,500

Item Number: 434845 Item TOTAL ALL Years ALL Phases All Segments: 4,045

MPO Project Num: **DT4348452**
LRTP Ref.: NA
County: MIAMI-DADE
Roadway ID: 87030000
Lanes Exist: 5
Lanes Improved: 0
Lanes Added: 0
Project Length: 15.243
District: 06

Project Description: **SR 5/US-1/S. DIXIE HIGHWAY FROM SE 8 STREET TO NE 215 STREET**

Type of Work: **TRANSPORTATION PLANNING** SIS or Non-SIS: **No**

Extra Description:

		Proposed Funding (in \$000s)							
PHASE :	Funding Source	<2016	2015 - 2016	2016 - 2017	2017 - 2018	2018 - 2019	2019 - 2020	>2020	All Years
P D & E	DDR	0	740	0	0	0	0	0	740
	Total	0	740	0	0	0	0	0	740

RESPONSIBLE AGENCY: Florida Department of Transportation District 6

Item Segment TOTAL ALL Years ALL Phases: 740

Item Number: 434845 Item TOTAL ALL Years ALL Phases All Segments: 4,045

MIAMI-DADE METROPOLITAN PLANNING ORGANIZATION
TRANSPORTATION IMPROVEMENT PROGRAM
PRIMARY STATE HIGHWAYS AND INTERMODAL



HIGHWAYS

MPO Project Num: **DT4348453**
LRTP Ref.: NA
County: MIAMI-DADE
Roadway ID: 87001000
Lanes Exist: 4
Lanes Improved: 0
Lanes Added: 0
Project Length: 10.700
District: 06

Project Description: **SR 94/KENDALL DRIVE**

**FROM SR 997/KROME
AVENUE**

TO SR 5/SOUTH DIXIE HWY

Type of Work: **TRANSPORTATION PLANNING**

SIS or Non-SIS: **No**

Extra Description:

		Proposed Funding (in \$000s)							
PHASE :	Funding Source	<2016	2015 - 2016	2016 - 2017	2017 - 2018	2018 - 2019	2019 - 2020	>2020	All Years
P D & E	DS	0	600	0	0	0	0	0	600
	Total	0	600	0	0	0	0	0	600

RESPONSIBLE AGENCY: Florida Department of Transportation District 6

Item Segment TOTAL ALL Years ALL Phases: 600

Item Number: 434845

Item TOTAL ALL Years ALL Phases All Segments: 4,045

MPO Project Num: **DT4348454**
LRTP Ref.: NA
County: MIAMI-DADE
Roadway ID: 87044000
Lanes Exist: 6
Lanes Improved: 0
Lanes Added: 0
Project Length: 8.466
District: 06

Project Description: **SR 976/BIRD ROAD**

FROM SR 821/HEFT

TO US 1/SOUTH DIXIE HWY

Type of Work: **TRANSPORTATION PLANNING**

SIS or Non-SIS: **No**

Extra Description:

		Proposed Funding (in \$000s)							
PHASE :	Funding Source	<2016	2015 - 2016	2016 - 2017	2017 - 2018	2018 - 2019	2019 - 2020	>2020	All Years
P D & E	DDR	0	0	670	0	0	0	0	670
	Total	0	0	670	0	0	0	0	670

RESPONSIBLE AGENCY: Florida Department of Transportation District 6

Item Segment TOTAL ALL Years ALL Phases: 670

Item Number: 434845

Item TOTAL ALL Years ALL Phases All Segments: 4,045

MIAMI-DADE METROPOLITAN PLANNING ORGANIZATION
TRANSPORTATION IMPROVEMENT PROGRAM
PRIMARY STATE HIGHWAYS AND INTERMODAL



HIGHWAYS

MPO Project Num: **DT4348455**
LRTP Ref.: ***
County: MIAMI-DADE
Roadway ID: 87120000
Lanes Exist: 6
Lanes Improved: 0
Lanes Added: 0
Project Length: 5.523
District: 06

Project Description: **SR 90/US 41/SW 8 ST**

**FROM SR 997/KROME
AVENUE**

TO SW 122 AVENUE

Type of Work: **PD&E/EMO STUDY**

SIS or Non-SIS: **No**

Extra Description:

		Proposed Funding (in \$000s)							
PHASE :	Funding Source	<2016	2015 - 2016	2016 - 2017	2017 - 2018	2018 - 2019	2019 - 2020	>2020	All Years
P D & E	DDR	0	245	0	0	0	0	0	245
	Total	0	245	0	0	0	0	0	245

RESPONSIBLE AGENCY: Florida Department of Transportation District 6

Item Segment TOTAL ALL Years ALL Phases: 245

Item Number: 434845

Item TOTAL ALL Years ALL Phases All Segments: 4,045

MPO Project Num: **DT4348456**
LRTP Ref.: ***
County: MIAMI-DADE
Roadway ID: 87120000
Lanes Exist: 4
Lanes Improved: 0
Lanes Added: 0
Project Length: 4.805
District: 06

Project Description: **SR 90/US 41/SW 8 ST**

FROM SW 74 AVENUE

TO SR 9/SW 27 AVENUE

Type of Work: **PD&E/EMO STUDY**

SIS or Non-SIS: **No**

Extra Description:

		Proposed Funding (in \$000s)							
PHASE :	Funding Source	<2016	2015 - 2016	2016 - 2017	2017 - 2018	2018 - 2019	2019 - 2020	>2020	All Years
P D & E	DDR	0	290	0	0	0	0	0	290
	Total	0	290	0	0	0	0	0	290

RESPONSIBLE AGENCY: Florida Department of Transportation District 6

Item Segment TOTAL ALL Years ALL Phases: 290

Item Number: 434845

Item TOTAL ALL Years ALL Phases All Segments: 4,045

MIAMI-DADE METROPOLITAN PLANNING ORGANIZATION
TRANSPORTATION IMPROVEMENT PROGRAM
PRIMARY STATE HIGHWAYS AND INTERMODAL



HIGHWAYS

MPO Project Num: **DT4349221**
LRTP Ref.: C-9
County: MIAMI-DADE
Roadway ID: 87110000
Lanes Exist: 2
Lanes Improved: 0
Lanes Added: 0
Project Length: 3.192
District: 06

Project Description: **SR 90 / TAMiami TRAIL** FROM MP 14.038 TO MP 17.230

Type of Work: **NEW BRIDGE - NO ADDED CAPACITY** SIS or Non-SIS: **No**

Extra Description:

PHASE :	Funding Source	Proposed Funding (in \$000s)							
		<2016	2015 - 2016	2016 - 2017	2017 - 2018	2018 - 2019	2019 - 2020	>2020	All Years
CONTRACT INCENTIVES	DS	0	0	0	0	5,000	0	0	5,000
	Total	0	0	0	0	5,000	0	0	5,000
DESIGN BUILD	ACEM	0	44,500	0	0	0	0	0	44,500
DESIGN BUILD	DI	0	54,271	3,159	3,237	0	0	0	60,667
DESIGN BUILD	DIH	0	51	158	162	111	0	0	482
DESIGN BUILD	DS	0	503	2,043	259	1,438	0	0	4,243
DESIGN BUILD	TIGR	0	20,000	0	0	0	0	0	20,000
DESIGN BUILD	PLH	0	7,500	0	0	0	0	0	7,500
	Total	0	126,825	5,360	3,658	1,549	0	0	137,392
PRELIMINARY ENGINEERING	DS	290	827	0	0	0	0	0	1,117
PRELIMINARY ENGINEERING	DIH	92	55	0	0	0	0	0	147
	Total	382	882	0	0	0	0	0	1,264
RIGHT OF WAY	DS	104	0	0	0	0	0	0	104
RIGHT OF WAY	DDR	100	0	0	0	0	0	0	100

MIAMI-DADE METROPOLITAN PLANNING ORGANIZATION
TRANSPORTATION IMPROVEMENT PROGRAM
PRIMARY STATE HIGHWAYS AND INTERMODAL



HIGHWAYS

MPO Project Num: **DT4349221**
 LRTP Ref.: C-9
 County: MIAMI-DADE
 Roadway ID: 87110000
 Lanes Exist: 2
 Lanes Improved: 0
 Lanes Added: 0
 Project Length: 3.192
 District: 06

Project Description: **SR 90 / TAMiami TRAIL** FROM MP 14.038 TO MP 17.230

Type of Work: **NEW BRIDGE - NO ADDED CAPACITY** SIS or Non-SIS: **No**

Extra Description:

		Proposed Funding (in \$000s)							
PHASE :	Funding Source	<2016	2015 - 2016	2016 - 2017	2017 - 2018	2018 - 2019	2019 - 2020	>2020	All Years
RIGHT OF WAY	DIH	10	0	0	0	0	0	0	10
	Total	214	0	0	0	0	0	0	214

RESPONSIBLE AGENCY: Florida Department of Transportation District 6

Item Segment TOTAL ALL Years ALL Phases: 143,869

Item Number: 434922

Item TOTAL ALL Years ALL Phases All Segments: 143,869

MIAMI-DADE METROPOLITAN PLANNING ORGANIZATION
TRANSPORTATION IMPROVEMENT PROGRAM
PRIMARY STATE HIGHWAYS AND INTERMODAL



HIGHWAYS

MPO Project Num: **DT4349301**
 LRTP Ref.: **NA**
 County: **MIAMI-DADE**
 Roadway ID: **87150000**
 Lanes Exist: **2**
 Lanes Improved: **2**
 Lanes Added: **0**
 Project Length: **1.472**
 District: **06**

Project Description: **SR 997/KROME AVENUE**

FROM N OF SW 168 STREET TO S OF SW 136 STREET

Type of Work: **MAINTENANCE RESURFACING (FLEX)**

SIS or Non-SIS: **Yes**

Extra Description:

		Proposed Funding (in \$000s)							
PHASE :	Funding Source	<2016	2015 - 2016	2016 - 2017	2017 - 2018	2018 - 2019	2019 - 2020	>2020	All Years
PRELIMINARY ENGINEERING		358	0	0	0	0	0	0	358
	Total	358	0	0	0	0	0	0	358
CONSTRUCTION		841	0	0	0	0	0	0	841
	Total	841	0	0	0	0	0	0	841

RESPONSIBLE AGENCY: Florida Department of Transportation District 6

Item Segment TOTAL ALL Years ALL Phases: **1,199**

Item Number: **434930**

Item TOTAL ALL Years ALL Phases All Segments: **4,778**

MIAMI-DADE METROPOLITAN PLANNING ORGANIZATION
TRANSPORTATION IMPROVEMENT PROGRAM
PRIMARY STATE HIGHWAYS AND INTERMODAL



HIGHWAYS

MPO Project Num: **DT4349302**
LRTP Ref.: **NA**
County: **MIAMI-DADE**
Roadway ID: **87150000**
Lanes Exist: **2**
Lanes Improved: **2**
Lanes Added: **0**
Project Length: **.539**
District: **06**

Project Description: **SR 997/KROME AVENUE**

FROM S OF SW 268 STREET TO S OF SW 256 STREET

Type of Work: **RESURFACING**

SIS or Non-SIS: **Yes**

Extra Description:

PHASE :	Funding Source	Proposed Funding (in \$000s)							
		<2016	2015 - 2016	2016 - 2017	2017 - 2018	2018 - 2019	2019 - 2020	>2020	All Years
PRELIMINARY ENGINEERING		4	0	0	0	0	0	0	4
	Total	4	0	0	0	0	0	0	4
CONSTRUCTION		470	0	0	0	0	0	0	470
	Total	470	0	0	0	0	0	0	470

RESPONSIBLE AGENCY: Florida Department of Transportation District 6

Item Segment TOTAL ALL Years ALL Phases: **475**

Item Number: 434930

Item TOTAL ALL Years ALL Phases All Segments: **4,778**

MIAMI-DADE METROPOLITAN PLANNING ORGANIZATION
TRANSPORTATION IMPROVEMENT PROGRAM
PRIMARY STATE HIGHWAYS AND INTERMODAL



HIGHWAYS

MPO Project Num: **DT4349303**
 LRTP Ref.: **NA**
 County: **MIAMI-DADE**
 Roadway ID: **87150000**
 Lanes Exist: **2**
 Lanes Improved: **2**
 Lanes Added: **0**
 Project Length: **.563**
 District: **06**

Project Description: **SR 997/KROME AVENUE**

FROM N OF SW 184 STREET TO S OF SW 168 STREET

Type of Work: **MAINTENANCE RESURFACING (FLEX)**

SIS or Non-SIS: **Yes**

Extra Description:

PHASE :	Funding Source	Proposed Funding (in \$000s)							
		<2016	2015 - 2016	2016 - 2017	2017 - 2018	2018 - 2019	2019 - 2020	>2020	All Years
PRELIMINARY ENGINEERING		24	0	0	0	0	0	0	24
	Total	24	0	0	0	0	0	0	24
CONSTRUCTION		392	0	0	0	0	0	0	392
	Total	392	0	0	0	0	0	0	392

RESPONSIBLE AGENCY: Florida Department of Transportation District 6

Item Segment TOTAL ALL Years ALL Phases: **416**

Item Number: 434930

Item TOTAL ALL Years ALL Phases All Segments: **4,778**

MIAMI-DADE METROPOLITAN PLANNING ORGANIZATION
TRANSPORTATION IMPROVEMENT PROGRAM
PRIMARY STATE HIGHWAYS AND INTERMODAL



HIGHWAYS

MPO Project Num: **DT4349304**
LRTP Ref.: **NA**
County: **MIAMI-DADE**
Roadway ID: **87150000**
Lanes Exist: **2**
Lanes Improved: **2**
Lanes Added: **0**
Project Length: **1.073**
District: **06**

Project Description: **SR 997/KROME AVENUE**

FROM N OF SW 216 STREET TO S OF SW 192 STREET

Type of Work: **MAINTENANCE RESURFACING (FLEX)**

SIS or Non-SIS: **Yes**

Extra Description:

		Proposed Funding (in \$000s)							
PHASE :	Funding Source	<2016	2015 - 2016	2016 - 2017	2017 - 2018	2018 - 2019	2019 - 2020	>2020	All Years
PRELIMINARY ENGINEERING		1	0	0	0	0	0	0	1
	Total	1	0	0	0	0	0	0	1
CONSTRUCTION		546	0	0	0	0	0	0	546
	Total	546	0	0	0	0	0	0	546

RESPONSIBLE AGENCY: Florida Department of Transportation District 6

Item Segment TOTAL ALL Years ALL Phases: **547**

Item Number: 434930

Item TOTAL ALL Years ALL Phases All Segments: **4,778**

MIAMI-DADE METROPOLITAN PLANNING ORGANIZATION
TRANSPORTATION IMPROVEMENT PROGRAM
PRIMARY STATE HIGHWAYS AND INTERMODAL



HIGHWAYS

MPO Project Num: **DT4349305**
LRTP Ref.: NA
County: MIAMI-DADE
Roadway ID: 87150000
Lanes Exist: 2
Lanes Improved: 2
Lanes Added: 0
Project Length: .572
District: 06

Project Description: **SR 997/KROME AVENUE**

FROM N OF SW 288 STREET TO S OF SW 272 STREET

Type of Work: **MAINTENANCE RESURFACING (FLEX)**

SIS or Non-SIS: **Yes**

Extra Description:

PHASE :	Funding Source	Proposed Funding (in \$000s)							
		<2016	2015 - 2016	2016 - 2017	2017 - 2018	2018 - 2019	2019 - 2020	>2020	All Years
CONSTRUCTION		464	0	0	0	0	0	0	464
	Total	464	0	0	0	0	0	0	464

RESPONSIBLE AGENCY: Florida Department of Transportation District 6

Item Segment TOTAL ALL Years ALL Phases: 464

Item Number: 434930

Item TOTAL ALL Years ALL Phases All Segments: 4,778

MIAMI-DADE METROPOLITAN PLANNING ORGANIZATION
TRANSPORTATION IMPROVEMENT PROGRAM
PRIMARY STATE HIGHWAYS AND INTERMODAL



HIGHWAYS

MPO Project Num: **DT4349306**
LRTP Ref.: **C-9**
County: **MIAMI-DADE**
Roadway ID: **87150000**
Lanes Exist: **2**
Lanes Improved: **2**
Lanes Added: **0**
Project Length: **2.110**
District: **06**

Project Description: **SR 997/KROME AVENUE**

FROM N OF SW 256 STREET TO S OF SW 216 STREET

Type of Work: **RESURFACING**

SIS or Non-SIS: **Yes**

Extra Description:

		Proposed Funding (in \$000s)							
PHASE :	Funding Source	<2016	2015 - 2016	2016 - 2017	2017 - 2018	2018 - 2019	2019 - 2020	>2020	All Years
PRELIMINARY ENGINEERING	DIH	50	0	0	0	0	0	0	50
PRELIMINARY ENGINEERING	DS	126	0	0	0	0	0	0	126
	Total	176	0	0	0	0	0	0	176
RAILROAD & UTILITIES	DDR	0	15	0	0	0	0	0	15
	Total	0	15	0	0	0	0	0	15
CONSTRUCTION	DIH	0	32	0	0	0	0	0	32
CONSTRUCTION	DS	0	153	0	0	0	0	0	153
CONSTRUCTION	DDR	0	1,302	0	0	0	0	0	1,302
	Total	0	1,487	0	0	0	0	0	1,487

RESPONSIBLE AGENCY: Florida Department of Transportation District 6

Item Segment TOTAL ALL Years ALL Phases: **1,678**

Item Number: **434930**

Item TOTAL ALL Years ALL Phases All Segments: **4,778**

MIAMI-DADE METROPOLITAN PLANNING ORGANIZATION
TRANSPORTATION IMPROVEMENT PROGRAM
PRIMARY STATE HIGHWAYS AND INTERMODAL



HIGHWAYS

MPO Project Num: **DT4351731**
LRTP Ref.: **C-9**
County: **MIAMI-DADE**
Roadway ID: **87134000**
Lanes Exist: **6**
Lanes Improved: **0**
Lanes Added: **0**
Project Length: **1.470**
District: **06**

Project Description: **SR 825/SW 137 AVENUE**

FROM SR 90/SW 8 STREET

TO NW 12 STREET

Type of Work: **LANDSCAPING**

SIS or Non-SIS: **No**

Extra Description:

		Proposed Funding (in \$000s)							
PHASE :	Funding Source	<2016	2015 - 2016	2016 - 2017	2017 - 2018	2018 - 2019	2019 - 2020	>2020	All Years
PRELIMINARY ENGINEERING	DIH	0	0	0	10	0	0	0	10
PRELIMINARY ENGINEERING	DS	0	0	0	80	0	0	0	80
	Total	0	0	0	90	0	0	0	90
CONSTRUCTION	DS	0	0	0	0	0	618	0	618
CONSTRUCTION	DIH	0	0	0	0	0	17	0	17
	Total	0	0	0	0	0	635	0	635

RESPONSIBLE AGENCY: Florida Department of Transportation District 6

Item Segment TOTAL ALL Years ALL Phases: 725

Item Number: 435173

Item TOTAL ALL Years ALL Phases All Segments: 725

MIAMI-DADE METROPOLITAN PLANNING ORGANIZATION
TRANSPORTATION IMPROVEMENT PROGRAM
PRIMARY STATE HIGHWAYS AND INTERMODAL



HIGHWAYS

MPO Project Num: **DT4352011**
 LRTP Ref.: **C-9**
 County: **DIST/ST-WIDE**
 Roadway ID:
 Lanes Exist: **0**
 Lanes Improved: **0**
 Lanes Added: **0**
 Project Length: **.000**
 District: **06**

Project Description: **DISTRICT 6 DISTRTWIDE TRAFFIC
SIGNAL SYSTEMS RETIMING PROJECT**

Type of Work: **TRAFFIC CONTROL DEVICES/SYSTEM** SIS or Non-SIS: **No**

Extra Description:

		Proposed Funding (in \$000s)							
PHASE :	Funding Source	<2016	2015 - 2016	2016 - 2017	2017 - 2018	2018 - 2019	2019 - 2020	>2020	All Years
PRELIMINARY ENGINEERING	DITS	1,018	1,232	0	0	0	0	0	2,250
PRELIMINARY ENGINEERING	DIH	50	0	0	0	0	0	0	50
	Total	1,068	1,232	0	0	0	0	0	2,300

RESPONSIBLE AGENCY: Florida Department of Transportation District 6

Item Segment TOTAL ALL Years ALL Phases: **2,300**

Item Number: 435201

Item TOTAL ALL Years ALL Phases All Segments: **2,300**

MIAMI-DADE METROPOLITAN PLANNING ORGANIZATION
TRANSPORTATION IMPROVEMENT PROGRAM
PRIMARY STATE HIGHWAYS AND INTERMODAL



HIGHWAYS

MPO Project Num: **DT4354121**
LRTP Ref.: **C-9**
County: **MIAMI-DADE**
Roadway ID:
Lanes Exist:
Lanes Improved:
Lanes Added:
Project Length: **.000**
District: **06**

Project Description: **I-75 EXPRESS TOLL OPERATIONS MIAMI-DADE COUNTY**

Type of Work: **TOLL COLLECTION**

SIS or Non-SIS: **No**

Extra Description:

		Proposed Funding (in \$000s)							
PHASE :	Funding Source	<2016	2015 - 2016	2016 - 2017	2017 - 2018	2018 - 2019	2019 - 2020	>2020	All Years
OPERATIONS	TOBG	0	2,115	2,215	2,315	2,350	2,404	0	11,399
	Total	0	2,115	2,215	2,315	2,350	2,404	0	11,399

RESPONSIBLE AGENCY: **Florida Department of Transportation District 6**

Item Segment TOTAL ALL Years ALL Phases: **11,399**

Item Number: **435412**

Item TOTAL ALL Years ALL Phases All Segments: **11,399**

MIAMI-DADE METROPOLITAN PLANNING ORGANIZATION
TRANSPORTATION IMPROVEMENT PROGRAM
PRIMARY STATE HIGHWAYS AND INTERMODAL



HIGHWAYS

MPO Project Num: **DT4354781**
 LRTP Ref.: 6-50
 County: MIAMI-DADE
 Roadway ID:
 Lanes Exist: 0
 Lanes Improved: 0
 Lanes Added: 0
 Project Length: .000
 District: 06

Project Description: **SAFE RTS. TO SCHOOL**

**N. BEACH ELEMENTARY &
NAUTILUS MIDDLE SCHOOL**

Type of Work: **PEDESTRIAN SAFETY IMPROVEMENT**

SIS or Non-SIS: **No**

Extra Description:

		Proposed Funding (in \$000s)							
PHASE :	Funding Source	<2016	2015 - 2016	2016 - 2017	2017 - 2018	2018 - 2019	2019 - 2020	>2020	All Years
CONSTRUCTION	TALU	0	0	89	0	0	0	0	89
CONSTRUCTION	SA	0	0	2	0	0	0	0	2
	Total	0	0	91	0	0	0	0	91

RESPONSIBLE AGENCY: Florida Department of Transportation District 6

Item Segment TOTAL ALL Years ALL Phases: 91

Item Number: 435478

Item TOTAL ALL Years ALL Phases All Segments: 91

MIAMI-DADE METROPOLITAN PLANNING ORGANIZATION
TRANSPORTATION IMPROVEMENT PROGRAM
PRIMARY STATE HIGHWAYS AND INTERMODAL



HIGHWAYS

MPO Project Num: **DT4354791**
LRTP Ref.: 6-50
County: **MIAMI-DADE**
Roadway ID:
Lanes Exist: 0
Lanes Improved: 0
Lanes Added: 0
Project Length: .000
District: 06

Project Description: **SAFE RTS. TO SCHOOL**

FEINBERG-FISHER K-8 CENTR

Type of Work: **PEDESTRIAN SAFETY IMPROVEMENT**

SIS or Non-SIS: **No**

Extra Description:

		Proposed Funding (in \$000s)							
PHASE :	Funding Source	<2016	2015 - 2016	2016 - 2017	2017 - 2018	2018 - 2019	2019 - 2020	>2020	All Years
PRELIMINARY ENGINEERING	TALU	0	15	0	0	0	0	0	15
	Total	0	15	0	0	0	0	0	15
CONSTRUCTION	TALU	0	0	161	0	0	0	0	161
CONSTRUCTION	SA	0	0	2	0	0	0	0	2
	Total	0	0	163	0	0	0	0	163

RESPONSIBLE AGENCY: Florida Department of Transportation District 6

Item Segment TOTAL ALL Years ALL Phases: 178

Item Number: 435479

Item TOTAL ALL Years ALL Phases All Segments: 178

MIAMI-DADE METROPOLITAN PLANNING ORGANIZATION
TRANSPORTATION IMPROVEMENT PROGRAM
PRIMARY STATE HIGHWAYS AND INTERMODAL



HIGHWAYS

MPO Project Num: **DT4354801**
LRTP Ref.: 6-50
County: MIAMI-DADE
Roadway ID:
Lanes Exist: 0
Lanes Improved: 0
Lanes Added: 0
Project Length: .000
District: 06

Project Description: **SAFE RTS. TO SCHOOL**

**HIALEAH GARDNS
ELEMENTARY**

Type of Work: **PEDESTRIAN SAFETY IMPROVEMENT**

SIS or Non-SIS: **No**

Extra Description:

		Proposed Funding (in \$000s)							
PHASE :	Funding Source	<2016	2015 - 2016	2016 - 2017	2017 - 2018	2018 - 2019	2019 - 2020	>2020	All Years
PRELIMINARY ENGINEERING	TALU	0	19	0	0	0	0	0	19
	Total	0	19	0	0	0	0	0	19
CONSTRUCTION	TALU	0	0	147	0	0	0	0	147
CONSTRUCTION	SA	0	0	2	0	0	0	0	2
	Total	0	0	149	0	0	0	0	149

RESPONSIBLE AGENCY: Florida Department of Transportation District 6

Item Segment TOTAL ALL Years ALL Phases: 168

Item Number: 435480

Item TOTAL ALL Years ALL Phases All Segments: 168

MIAMI-DADE METROPOLITAN PLANNING ORGANIZATION
TRANSPORTATION IMPROVEMENT PROGRAM
PRIMARY STATE HIGHWAYS AND INTERMODAL



HIGHWAYS

MPO Project Num: **DT4354811**
 LRTP Ref.: 6-50
 County: MIAMI-DADE
 Roadway ID:
 Lanes Exist: 0
 Lanes Improved: 0
 Lanes Added: 0
 Project Length: .000
 District: 06

Project Description: **SAFE RTS. TO SCHOOL**

**KINLOCH PARK
ELEMENTARY & MIDDLE
SCHOOLS**

Type of Work: **PEDESTRIAN SAFETY IMPROVEMENT**

SIS or Non-SIS: **No**

Extra Description:

		Proposed Funding (in \$000s)							
PHASE :	Funding Source	<2016	2015 - 2016	2016 - 2017	2017 - 2018	2018 - 2019	2019 - 2020	>2020	All Years
PRELIMINARY ENGINEERING	TALU	0	20	0	0	0	0	0	20
	Total	0	20	0	0	0	0	0	20
CONSTRUCTION	TALU	0	0	155	0	0	0	0	155
CONSTRUCTION	SA	0	0	2	0	0	0	0	2
	Total	0	0	157	0	0	0	0	157

RESPONSIBLE AGENCY: Miami-Dade County Public Works

Item Segment TOTAL ALL Years ALL Phases: 177

Item Number: 435481

Item TOTAL ALL Years ALL Phases All Segments: 177

MIAMI-DADE METROPOLITAN PLANNING ORGANIZATION
TRANSPORTATION IMPROVEMENT PROGRAM
PRIMARY STATE HIGHWAYS AND INTERMODAL



HIGHWAYS

MPO Project Num: **DT4355051**
 LRTP Ref.: 6-4
 County: MIAMI-DADE
 Roadway ID:
 Lanes Exist: 0
 Lanes Improved: 0
 Lanes Added: 0
 Project Length: .000
 District: 06

Project Description: **CITY OF MIAMI GARDENS NW 191
ST/BETTY FERGUSON RECREATION
COMPLEX**

Type of Work: **BIKE PATH/TRAIL**

SIS or Non-SIS: **No**

Extra Description:

		Proposed Funding (in \$000s)							
PHASE :	Funding Source	<2016	2015 - 2016	2016 - 2017	2017 - 2018	2018 - 2019	2019 - 2020	>2020	All Years
PRELIMINARY ENGINEERING	LF	111	0	0	0	0	0	0	111
	Total	111	0	0	0	0	0	0	111
CONSTRUCTION	LF	0	0	219	0	0	0	0	219
CONSTRUCTION	SA	0	0	3	0	0	0	0	3
CONSTRUCTION	TALT	0	0	624	0	0	0	0	624
CONSTRUCTION	TALU	0	0	376	0	0	0	0	376
	Total	0	0	1,222	0	0	0	0	1,222

RESPONSIBLE AGENCY: Florida Department of Transportation District 6

Item Segment TOTAL ALL Years ALL Phases: 1,333

Item Number: 435505

Item TOTAL ALL Years ALL Phases All Segments: 1,333

MIAMI-DADE METROPOLITAN PLANNING ORGANIZATION
TRANSPORTATION IMPROVEMENT PROGRAM
PRIMARY STATE HIGHWAYS AND INTERMODAL



HIGHWAYS

MPO Project Num: **DT4355061**
 LRTP Ref.: C-9
 County: MIAMI-DADE
 Roadway ID: 87120000
 Lanes Exist: 7
 Lanes Improved: 0
 Lanes Added: 0
 Project Length: 6.810
 District: 06

Project Description: **SR 90/SW 8 STREET TRAFFIC SIGNAL
UPDATE PILOT PROJECT**

Type of Work: **TRAFFIC SIGNAL UPDATE**

SIS or Non-SIS: **No**

Extra Description:

		Proposed Funding (in \$000s)							
PHASE :	Funding Source	<2016	2015 - 2016	2016 - 2017	2017 - 2018	2018 - 2019	2019 - 2020	>2020	All Years
CAPITAL	DS	0	3,500	0	0	0	0	0	3,500
	Total	0	3,500	0	0	0	0	0	3,500
DESIGN BUILD	DIH	0	37	0	0	0	0	0	37
DESIGN BUILD	DS	0	370	0	0	0	0	0	370
	Total	0	407	0	0	0	0	0	407
PRELIMINARY ENGINEERING	DS	28	0	0	0	0	0	0	28
PRELIMINARY ENGINEERING	DDR	59	0	0	0	0	0	0	59
	Total	88	0	0	0	0	0	0	88

RESPONSIBLE AGENCY: Florida Department of Transportation District 6

Item Segment TOTAL ALL Years ALL Phases: 3,995

Item Number: 435506

Item TOTAL ALL Years ALL Phases All Segments: 3,995

MIAMI-DADE METROPOLITAN PLANNING ORGANIZATION
TRANSPORTATION IMPROVEMENT PROGRAM
PRIMARY STATE HIGHWAYS AND INTERMODAL



HIGHWAYS

MPO Project Num: **DT4355071**
 LRTP Ref.: 6-54
 County: MIAMI-DADE
 Roadway ID:
 Lanes Exist: 0
 Lanes Improved: 0
 Lanes Added: 0
 Project Length: .000
 District: 06

Project Description: **CITY OF MIAMI ALONG NW 17 ST FROM NW 7 AVE TO NW 9 AVE**

Type of Work: **BIKE PATH/TRAIL**

SIS or Non-SIS: **No**

Extra Description:

		Proposed Funding (in \$000s)							
PHASE :	Funding Source	<2016	2015 - 2016	2016 - 2017	2017 - 2018	2018 - 2019	2019 - 2020	>2020	All Years
PRELIMINARY ENGINEERING	LF	0	0	25	0	0	0	0	25
	Total	0	0	25	0	0	0	0	25
CONSTRUCTION	LF	0	0	75	0	0	0	0	75
CONSTRUCTION	SA	0	0	3	0	0	0	0	3
CONSTRUCTION	TALU	0	0	123	0	0	0	0	123
	Total	0	0	201	0	0	0	0	201

RESPONSIBLE AGENCY: Florida Department of Transportation District 6

Item Segment TOTAL ALL Years ALL Phases: 226

Item Number: 435507

Item TOTAL ALL Years ALL Phases All Segments: 226

MIAMI-DADE METROPOLITAN PLANNING ORGANIZATION
TRANSPORTATION IMPROVEMENT PROGRAM
PRIMARY STATE HIGHWAYS AND INTERMODAL



HIGHWAYS

MPO Project Num: **DT4355081**
 LRTP Ref.: 6-4
 County: MIAMI-DADE
 Roadway ID:
 Lanes Exist: 0
 Lanes Improved: 0
 Lanes Added: 0
 Project Length: .000
 District: 06

Project Description: **CITY OF MIAMI MIAMI WOMAN'S CLUB
BAYWALK**

Type of Work: **BIKE PATH/TRAIL**

SIS or Non-SIS: **No**

Extra Description:

		Proposed Funding (in \$000s)							
PHASE :	Funding Source	<2016	2015 - 2016	2016 - 2017	2017 - 2018	2018 - 2019	2019 - 2020	>2020	All Years
CONSTRUCTION	SA	0	0	0	2	0	0	0	2
CONSTRUCTION	TALU	0	0	0	66	0	0	0	66
CONSTRUCTION	LF	0	0	0	198	0	0	0	198
	Total	0	0	0	266	0	0	0	266

RESPONSIBLE AGENCY: Florida Department of Transportation District 6

Item Segment TOTAL ALL Years ALL Phases: 266

Item Number: 435508

Item TOTAL ALL Years ALL Phases All Segments: 266

MIAMI-DADE METROPOLITAN PLANNING ORGANIZATION
TRANSPORTATION IMPROVEMENT PROGRAM
PRIMARY STATE HIGHWAYS AND INTERMODAL



HIGHWAYS

MPO Project Num: **DT4355091**
LRTP Ref.: 6-4
County: MIAMI-DADE
Roadway ID:
Lanes Exist: 0
Lanes Improved: 0
Lanes Added: 0
Project Length: .000
District: 06

Project Description: **TOWN OF MIAMI LAKES CITYWIDE
BICYCLE/ PEDESTRIAN IMPROVEMENTS**

Type of Work: **BIKE PATH/TRAIL**

SIS or Non-SIS: **No**

Extra Description:

		Proposed Funding (in \$000s)							
PHASE :	Funding Source	<2016	2015 - 2016	2016 - 2017	2017 - 2018	2018 - 2019	2019 - 2020	>2020	All Years
PRELIMINARY ENGINEERING	LF	0	0	0	200	0	0	0	200
	Total	0	0	0	200	0	0	0	200
CONSTRUCTION	LF	0	0	0	200	0	0	0	200
CONSTRUCTION	SA	0	0	0	2	0	0	0	2
CONSTRUCTION	TALT	0	0	0	801	0	0	0	801
CONSTRUCTION	TALU	0	0	0	199	0	0	0	199
	Total	0	0	0	1,202	0	0	0	1,202

RESPONSIBLE AGENCY: Town of Miami Lakes

Item Segment TOTAL ALL Years ALL Phases: 1,402

Item Number: 435509

Item TOTAL ALL Years ALL Phases All Segments: 1,402

MIAMI-DADE METROPOLITAN PLANNING ORGANIZATION
TRANSPORTATION IMPROVEMENT PROGRAM
PRIMARY STATE HIGHWAYS AND INTERMODAL



HIGHWAYS

MPO Project Num: **DT4356011**
LRTP Ref.: C-9
County: MIAMI-DADE
Roadway ID: 87008000
Lanes Exist: 4
Lanes Improved: 0
Lanes Added: 0
Project Length: .02
District: 06

Project Description: **SR 916/NE 135 STREET**

FROM MP 10.12

TO MP 10.14 (OVER ARCH CREEK)

Type of Work: **DRAINAGE IMPROVEMENTS**

SIS or Non-SIS: **No**

Extra Description:

		Proposed Funding (in \$000s)							
PHASE :	Funding Source	<2016	2015 - 2016	2016 - 2017	2017 - 2018	2018 - 2019	2019 - 2020	>2020	All Years
PRELIMINARY ENGINEERING	DIH	20	0	0	0	0	0	0	20
PRELIMINARY ENGINEERING	DS	32	0	0	0	0	0	0	32
	Total	52	0	0	0	0	0	0	52
CONSTRUCTION	DIH	0	70	0	0	0	0	0	70
CONSTRUCTION	DS	0	1,774	0	0	0	0	0	1,774
CONSTRUCTION	LF	0	3,500	0	0	0	0	0	3,500
	Total	0	5,344	0	0	0	0	0	5,344

RESPONSIBLE AGENCY: Florida Department of Transportation District 6

Item Segment TOTAL ALL Years ALL Phases: 5,396

Item Number: 435601

Item TOTAL ALL Years ALL Phases All Segments: 5,396

MIAMI-DADE METROPOLITAN PLANNING ORGANIZATION
TRANSPORTATION IMPROVEMENT PROGRAM
PRIMARY STATE HIGHWAYS AND INTERMODAL



HIGHWAYS

MPO Project Num: **DT4357601**
 LRTP Ref.: 6-24
 County: MIAMI-DADE
 Roadway ID: 87260000
 Lanes Exist: 6
 Lanes Improved: 6
 Lanes Added: 2
 Project Length: 1.882
 District: 06

Project Description: **SR 826/PALMETTO EXPY**

FROM I-75

**TO N.OF CANAL C-8 BRDG
(APPROX NW 162ST)**

Type of Work: **ADD LANES & RECONSTRUCT**

SIS or Non-SIS: **Yes**

Extra Description:

		Proposed Funding (in \$000s)							
PHASE :	Funding Source	<2016	2015 - 2016	2016 - 2017	2017 - 2018	2018 - 2019	2019 - 2020	>2020	All Years
PRELIMINARY ENGINEERING	DIH	0	150	0	0	0	0	0	150
PRELIMINARY ENGINEERING	ACNP	0	5,900	0	0	0	0	0	5,900
	Total	0	6,050	0	0	0	0	0	6,050
RIGHT OF WAY	DDR	0	0	0	0	0	0	300	300
RIGHT OF WAY	DI	0	0	0	0	0	0	24,670	24,670
	Total	0	0	0	0	0	0	24,970	24,970

RESPONSIBLE AGENCY: Florida Department of Transportation District 6

Item Segment TOTAL ALL Years ALL Phases: 31,020

Item Number: 435760

Item TOTAL ALL Years ALL Phases All Segments: 185,259

MIAMI-DADE METROPOLITAN PLANNING ORGANIZATION
TRANSPORTATION IMPROVEMENT PROGRAM
PRIMARY STATE HIGHWAYS AND INTERMODAL



HIGHWAYS

MPO Project Num: **DT4357602**
 LRTP Ref.: 6-24
 County: MIAMI-DADE
 Roadway ID: 87260000
 Lanes Exist: 6
 Lanes Improved: 6
 Lanes Added: 4
 Project Length: 1.263
 District: 06

Project Description: **SR 826/PALMETTO EXPY**

**FROM N.OF CANAL C-8
BRDG(162ST)**

TO E.OF NW 67 AVE

Type of Work: **ADD LANES & RECONSTRUCT**

SIS or Non-SIS: **Yes**

Extra Description:

		Proposed Funding (in \$000s)							
PHASE :	Funding Source	<2016	2015 - 2016	2016 - 2017	2017 - 2018	2018 - 2019	2019 - 2020	>2020	All Years
PRELIMINARY ENGINEERING	DIH	0	0	200	0	0	0	0	200
PRELIMINARY ENGINEERING	ACNP	0	0	6,300	0	0	0	0	6,300
	Total	0	0	6,500	0	0	0	0	6,500
RIGHT OF WAY	DI	0	0	0	0	0	0	7,985	7,985
	Total	0	0	0	0	0	0	7,985	7,985

RESPONSIBLE AGENCY: Florida Department of Transportation District 6

Item Segment TOTAL ALL Years ALL Phases: 14,485

Item Number: 435760

Item TOTAL ALL Years ALL Phases All Segments: 185,259

MIAMI-DADE METROPOLITAN PLANNING ORGANIZATION
TRANSPORTATION IMPROVEMENT PROGRAM
PRIMARY STATE HIGHWAYS AND INTERMODAL



HIGHWAYS

MPO Project Num: **DT4357603**
LRTP Ref.: 6-36
County: MIAMI-DADE
Roadway ID: 87260000
Lanes Exist: 6
Lanes Improved: 6
Lanes Added: 4
Project Length: .963
District: 06

Project Description: **SR 826/PALMETTO EXPY**

FROM E. OF NW 67 AVE

TO E. OF NW 57 AVE

Type of Work: **ADD LANES & RECONSTRUCT**

SIS or Non-SIS: **Yes**

Extra Description:

		Proposed Funding (in \$000s)							
PHASE :	Funding Source	<2016	2015 - 2016	2016 - 2017	2017 - 2018	2018 - 2019	2019 - 2020	>2020	All Years
PRELIMINARY ENGINEERING	DIH	0	0	200	0	0	0	0	200
PRELIMINARY ENGINEERING	ACNP	0	0	5,300	0	0	0	0	5,300
	Total	0	0	5,500	0	0	0	0	5,500
RIGHT OF WAY	DI	0	0	0	0	0	0	15,743	15,743
	Total	0	0	0	0	0	0	15,743	15,743

RESPONSIBLE AGENCY: Florida Department of Transportation District 6

Item Segment TOTAL ALL Years ALL Phases: 21,243

Item Number: 435760

Item TOTAL ALL Years ALL Phases All Segments: 185,259

MIAMI-DADE METROPOLITAN PLANNING ORGANIZATION
TRANSPORTATION IMPROVEMENT PROGRAM
PRIMARY STATE HIGHWAYS AND INTERMODAL



HIGHWAYS

MPO Project Num: **DT4357604**
LRTP Ref.: 6-24
County: MIAMI-DADE
Roadway ID: 87260000
Lanes Exist: 6
Lanes Improved: 6
Lanes Added: 4
Project Length: 1.420
District: 06

Project Description: **SR 826/PALMETTO EXPY**

FROM E. OF NW 57 AVE

TO E. OF NW 42 AVE

Type of Work: **ADD LANES & RECONSTRUCT**

SIS or Non-SIS: **Yes**

Extra Description:

		Proposed Funding (in \$000s)							
PHASE :	Funding Source	<2016	2015 - 2016	2016 - 2017	2017 - 2018	2018 - 2019	2019 - 2020	>2020	All Years
PRELIMINARY ENGINEERING	ACNP	0	0	6,500	0	0	0	0	6,500
PRELIMINARY ENGINEERING	DIH	0	0	600	0	0	0	0	600
	Total	0	0	7,100	0	0	0	0	7,100

RESPONSIBLE AGENCY: Florida Department of Transportation District 6

Item Segment TOTAL ALL Years ALL Phases: 7,100

Item Number: 435760

Item TOTAL ALL Years ALL Phases All Segments: 185,259

MIAMI-DADE METROPOLITAN PLANNING ORGANIZATION
TRANSPORTATION IMPROVEMENT PROGRAM
PRIMARY STATE HIGHWAYS AND INTERMODAL



HIGHWAYS

MPO Project Num: **DT4357605**
LRTP Ref.: 6-24
County: MIAMI-DADE
Roadway ID: 87260000
Lanes Exist: 6
Lanes Improved: 6
Lanes Added: 4
Project Length: 1.000
District: 06

Project Description: **SR 826/PALMETTO EXPY**

FROM E. OF NW 42 AVE

TO E. OF NW 32 AVE

Type of Work: **ADD LANES & RECONSTRUCT**

SIS or Non-SIS: **Yes**

Extra Description:

		Proposed Funding (in \$000s)							
PHASE :	Funding Source	<2016	2015 - 2016	2016 - 2017	2017 - 2018	2018 - 2019	2019 - 2020	>2020	All Years
PRELIMINARY ENGINEERING	ACNP	0	0	4,400	0	0	0	0	4,400
PRELIMINARY ENGINEERING	DIH	0	0	400	0	0	0	0	400
	Total	0	0	4,800	0	0	0	0	4,800

RESPONSIBLE AGENCY: Florida Department of Transportation District 6

Item Segment TOTAL ALL Years ALL Phases: 4,800

Item Number: 435760

Item TOTAL ALL Years ALL Phases All Segments: 185,259

MIAMI-DADE METROPOLITAN PLANNING ORGANIZATION
TRANSPORTATION IMPROVEMENT PROGRAM
PRIMARY STATE HIGHWAYS AND INTERMODAL



HIGHWAYS

MPO Project Num: **DT4357606**
LRTP Ref.: 6-36
County: MIAMI-DADE
Roadway ID: 87260000
Lanes Exist: 8
Lanes Improved: 8
Lanes Added: 2
Project Length: .755
District: 06

Project Description: **SR 826/PALMETTO EXPY**

FROM E. OF NW 32 AVE

TO W. OF NW 17 AVE

Type of Work: **ADD LANES & RECONSTRUCT**

SIS or Non-SIS: **Yes**

Extra Description:

		Proposed Funding (in \$000s)							
PHASE :	Funding Source	<2016	2015 - 2016	2016 - 2017	2017 - 2018	2018 - 2019	2019 - 2020	>2020	All Years
PRELIMINARY ENGINEERING	ACNP	0	0	6,700	0	0	0	0	6,700
PRELIMINARY ENGINEERING	DIH	0	0	200	0	0	0	0	200
	Total	0	0	6,900	0	0	0	0	6,900
RIGHT OF WAY	DI	0	0	0	0	0	0	6,849	6,849
	Total	0	0	0	0	0	0	6,849	6,849
CONSTRUCTION	DI	0	0	0	0	0	0	8,000	8,000
CONSTRUCTION	DDR	0	0	0	0	0	0	7,104	7,104
CONSTRUCTION	ACNP	0	0	0	0	0	0	75,448	75,448
CONSTRUCTION	STED	0	0	0	0	0	0	2,310	2,310
	Total	0	0	0	0	0	0	92,862	92,862

RESPONSIBLE AGENCY: Florida Department of Transportation District 6

Item Segment TOTAL ALL Years ALL Phases: 106,611

Item Number: 435760

Item TOTAL ALL Years ALL Phases All Segments: 185,259

MIAMI-DADE METROPOLITAN PLANNING ORGANIZATION
TRANSPORTATION IMPROVEMENT PROGRAM
PRIMARY STATE HIGHWAYS AND INTERMODAL



HIGHWAYS

MPO Project Num: **DT4358431**
 LRTP Ref.: ***
 County: **MIAMI-DADE**
 Roadway ID: **87004019**
 Lanes Exist: **2**
 Lanes Improved: **0**
 Lanes Added: **2**
 Project Length: **.001**
 District: **06**

Project Description: **SR 112/I-195 FRONTAGE RD/RAMP
EXTENSN (MIAMI DESIGN DISTRICT)**

Type of Work: **NEW ROAD CONSTRUCTION**

SIS or Non-SIS: **Yes**

Extra Description:

		Proposed Funding (in \$000s)							
PHASE :	Funding Source	<2016	2015 - 2016	2016 - 2017	2017 - 2018	2018 - 2019	2019 - 2020	>2020	All Years
PRELIMINARY ENGINEERING	DIH	25	0	0	0	0	0	0	25
	Total	25	0	0	0	0	0	0	25
CONSTRUCTION	DDR	0	1,529	145	0	0	0	0	1,674
CONSTRUCTION	DIH	0	14	0	0	0	0	0	14
	Total	0	1,543	145	0	0	0	0	1,688

RESPONSIBLE AGENCY: Florida Department of Transportation District 6

Item Segment TOTAL ALL Years ALL Phases: 1,713

Item Number: 435843

Item TOTAL ALL Years ALL Phases All Segments: 1,713

MIAMI-DADE METROPOLITAN PLANNING ORGANIZATION
TRANSPORTATION IMPROVEMENT PROGRAM
PRIMARY STATE HIGHWAYS AND INTERMODAL



HIGHWAYS

MPO Project Num: **DT4361991**
LRTP Ref.: C-9
County: MIAMI-DADE
Roadway ID:
Lanes Exist:
Lanes Improved:
Lanes Added:
Project Length: .000
District: 06

Project Description: **SR 93/I-75 EXPRESS LANES TOLLING AND OPERATIONS**

Type of Work: **TECHNICAL ASSISTANCE**

SIS or Non-SIS: **No**

Extra Description:

		Proposed Funding (in \$000s)							
PHASE :	Funding Source	<2016	2015 - 2016	2016 - 2017	2017 - 2018	2018 - 2019	2019 - 2020	>2020	All Years
OPERATIONS	TOBG	0	0	100	500	600	600	0	1,800
	Total	0	0	100	500	600	600	0	1,800

RESPONSIBLE AGENCY: Florida Department of Transportation District 6

Item Segment TOTAL ALL Years ALL Phases: 1,800

Item Number: 436199

Item TOTAL ALL Years ALL Phases All Segments: 1,800

MPO Project Num: **DT4362001**
LRTP Ref.: C-9
County: MIAMI-DADE
Roadway ID:
Lanes Exist:
Lanes Improved:
Lanes Added:
Project Length: .000
District: 06

Project Description: **SR 826/PALMETTO EXPY EXPRESS LANES TOLLING & RAMP SIGNALING OPERATION**

Type of Work: **TECHNICAL ASSISTANCE**

SIS or Non-SIS: **No**

Extra Description:

		Proposed Funding (in \$000s)							
PHASE :	Funding Source	<2016	2015 - 2016	2016 - 2017	2017 - 2018	2018 - 2019	2019 - 2020	>2020	All Years
OPERATIONS	TOBI	0	0	800	1,500	1,700	1,700	0	5,700
	Total	0	0	800	1,500	1,700	1,700	0	5,700

RESPONSIBLE AGENCY: Florida Department of Transportation District 6

Item Segment TOTAL ALL Years ALL Phases: 5,700

Item Number: 436200

Item TOTAL ALL Years ALL Phases All Segments: 5,700

MIAMI-DADE METROPOLITAN PLANNING ORGANIZATION
TRANSPORTATION IMPROVEMENT PROGRAM
PRIMARY STATE HIGHWAYS AND INTERMODAL



HIGHWAYS

MPO Project Num: **DT4362021**
LRTP Ref.: C-9
County: MIAMI-DADE
Roadway ID:
Lanes Exist:
Lanes Improved:
Lanes Added:
Project Length: .000
District: 06

Project Description: **SR 9A/I-95 EXPRESS OPERATIONS & MAINTENANCE**

Type of Work: **OTHER ITS**

SIS or Non-SIS: **No**

Extra Description:

		Proposed Funding (in \$000s)							
PHASE :	Funding Source	<2016	2015 - 2016	2016 - 2017	2017 - 2018	2018 - 2019	2019 - 2020	>2020	All Years
OPERATIONS	TOBD	0	0	0	637	656	675	0	1,968
	Total	0	0	0	637	656	675	0	1,968

RESPONSIBLE AGENCY: Florida Department of Transportation District 6

Item Segment TOTAL ALL Years ALL Phases: 1,968

Item Number: 436202

Item TOTAL ALL Years ALL Phases All Segments: 1,968

MPO Project Num: **DT4362031**
LRTP Ref.: C-9
County: MIAMI-DADE
Roadway ID:
Lanes Exist:
Lanes Improved:
Lanes Added:
Project Length: .000
District: 06

Project Description: **SR 826/PALMETTO EXPY ITS CONTRACT FOR MAINTENANCE OF TOLLING EQUIPMENT**

Type of Work: **OTHER ITS**

SIS or Non-SIS: **No**

Extra Description:

		Proposed Funding (in \$000s)							
PHASE :	Funding Source	<2016	2015 - 2016	2016 - 2017	2017 - 2018	2018 - 2019	2019 - 2020	>2020	All Years
OPERATIONS	TOBI	0	0	0	200	400	412	0	1,012
	Total	0	0	0	200	400	412	0	1,012

RESPONSIBLE AGENCY: Florida Department of Transportation District 6

Item Segment TOTAL ALL Years ALL Phases: 1,012

Item Number: 436203

Item TOTAL ALL Years ALL Phases All Segments: 1,012

MIAMI-DADE METROPOLITAN PLANNING ORGANIZATION
TRANSPORTATION IMPROVEMENT PROGRAM
PRIMARY STATE HIGHWAYS AND INTERMODAL



HIGHWAYS

MPO Project Num: **DT4362041**
LRTP Ref.: C-9
County: MIAMI-DADE
Roadway ID:
Lanes Exist:
Lanes Improved:
Lanes Added:
Project Length: .000
District: 06

Project Description: **SR 93/I-75 EXPRESS LANES ITS
MAINTENANCE OF TOLLING EQUIPMENT**

Type of Work: **OTHER ITS**

SIS or Non-SIS: **No**

Extra Description:

		Proposed Funding (in \$000s)							
PHASE :	Funding Source	<2016	2015 - 2016	2016 - 2017	2017 - 2018	2018 - 2019	2019 - 2020	>2020	All Years
OPERATIONS	TOBG	0	0	0	100	200	206	0	506
	Total	0	0	0	100	200	206	0	506

RESPONSIBLE AGENCY: Florida Department of Transportation District 6

Item Segment TOTAL ALL Years ALL Phases: 506

Item Number: 436204

Item TOTAL ALL Years ALL Phases All Segments: 506

MPO Project Num: **DT4362071**
LRTP Ref.: C-9
County: MIAMI-DADE
Roadway ID:
Lanes Exist:
Lanes Improved:
Lanes Added:
Project Length: .000
District: 06

Project Description: **SR 826/PALMETTO EXPRESSWAY
INCIDENT MGMT/ROAD RANGER
SERVICE PATROLS**

Type of Work: **OTHER ITS**

SIS or Non-SIS: **No**

Extra Description:

		Proposed Funding (in \$000s)							
PHASE :	Funding Source	<2016	2015 - 2016	2016 - 2017	2017 - 2018	2018 - 2019	2019 - 2020	>2020	All Years
OPERATIONS	TOBI	0	0	0	1,641	0	0	0	1,641
	Total	0	0	0	1,641	0	0	0	1,641

RESPONSIBLE AGENCY: Florida Department of Transportation District 6

Item Segment TOTAL ALL Years ALL Phases: 1,641

Item Number: 436207

Item TOTAL ALL Years ALL Phases All Segments: 1,641

MIAMI-DADE METROPOLITAN PLANNING ORGANIZATION
TRANSPORTATION IMPROVEMENT PROGRAM
PRIMARY STATE HIGHWAYS AND INTERMODAL



HIGHWAYS

MPO Project Num: **DT4362081**
LRTP Ref.: C-9
County: MIAMI-DADE
Roadway ID:
Lanes Exist:
Lanes Improved:
Lanes Added:
Project Length: .000
District: 06

Project Description: **SR 93/I-75 EXPR. LANES INCIDENT
MANAGEMENT/ROAD RANGER SERVICE
PATROLS**

Type of Work: **OTHER ITS**

SIS or Non-SIS: **No**

Extra Description:

		Proposed Funding (in \$000s)							
PHASE :	Funding Source	<2016	2015 - 2016	2016 - 2017	2017 - 2018	2018 - 2019	2019 - 2020	>2020	All Years
OPERATIONS	TOBG	0	0	0	836	0	0	0	836
	Total	0	0	0	836	0	0	0	836

RESPONSIBLE AGENCY: Florida Department of Transportation District 6

Item Segment TOTAL ALL Years ALL Phases: 836

Item Number: 436208

Item TOTAL ALL Years ALL Phases All Segments: 836

MPO Project Num: **DT4362091**
LRTP Ref.: C-9
County: MIAMI-DADE
Roadway ID:
Lanes Exist:
Lanes Improved:
Lanes Added:
Project Length: .000
District: 06

Project Description: **SR 826/PALMETTO EXPY INCIDENT
MANAGEMENT ROAD RANGER SERVICE
PATROLS**

Type of Work: **OTHER ITS**

SIS or Non-SIS: **No**

Extra Description:

		Proposed Funding (in \$000s)							
PHASE :	Funding Source	<2016	2015 - 2016	2016 - 2017	2017 - 2018	2018 - 2019	2019 - 2020	>2020	All Years
OPERATIONS	TOBI	0	0	0	0	2,282	2,282	0	4,564
	Total	0	0	0	0	2,282	2,282	0	4,564

RESPONSIBLE AGENCY: Florida Department of Transportation District 6

Item Segment TOTAL ALL Years ALL Phases: 4,564

Item Number: 436209

Item TOTAL ALL Years ALL Phases All Segments: 4,564

MIAMI-DADE METROPOLITAN PLANNING ORGANIZATION
TRANSPORTATION IMPROVEMENT PROGRAM
PRIMARY STATE HIGHWAYS AND INTERMODAL



HIGHWAYS

MPO Project Num: **DT4362101**
LRTP Ref.: C-9
County: MIAMI-DADE
Roadway ID:
Lanes Exist:
Lanes Improved:
Lanes Added:
Project Length: .000
District: 06

Project Description: **SR 93/I-75 EXPRESS LANES INCIDENT
MANAGMNT/ROAD RANGER SERVICE
PATROLS**

Type of Work: **OTHER ITS**

SIS or Non-SIS: **No**

Extra Description:

		Proposed Funding (in \$000s)							
PHASE :	Funding Source	<2016	2015 - 2016	2016 - 2017	2017 - 2018	2018 - 2019	2019 - 2020	>2020	All Years
OPERATIONS	TOBG	0	0	0	0	1,673	1,673	0	3,346
	Total	0	0	0	0	1,673	1,673	0	3,346

RESPONSIBLE AGENCY: Florida Department of Transportation District 6

Item Segment TOTAL ALL Years ALL Phases: 3,346

Item Number: 436210

Item TOTAL ALL Years ALL Phases All Segments: 3,346

MPO Project Num: **DT4362121**
LRTP Ref.: C-9
County: MIAMI-DADE
Roadway ID:
Lanes Exist:
Lanes Improved:
Lanes Added:
Project Length: .000
District: 06

Project Description: **SR 826/PALMETTO EXPRESSWAY FHP
ENHANCED ENFORCEMENT**

Type of Work: **OTHER ITS**

SIS or Non-SIS: **No**

Extra Description:

		Proposed Funding (in \$000s)							
PHASE :	Funding Source	<2016	2015 - 2016	2016 - 2017	2017 - 2018	2018 - 2019	2019 - 2020	>2020	All Years
OPERATIONS	TOBI	0	0	0	200	400	400	0	1,000
	Total	0	0	0	200	400	400	0	1,000

RESPONSIBLE AGENCY: Florida Department of Transportation District 6

Item Segment TOTAL ALL Years ALL Phases: 1,000

Item Number: 436212

Item TOTAL ALL Years ALL Phases All Segments: 1,000

MIAMI-DADE METROPOLITAN PLANNING ORGANIZATION
TRANSPORTATION IMPROVEMENT PROGRAM
PRIMARY STATE HIGHWAYS AND INTERMODAL



HIGHWAYS

MPO Project Num: **DT4362131**
 LRTP Ref.: **C-9**
 County: **MIAMI-DADE**
 Roadway ID:
 Lanes Exist:
 Lanes Improved:
 Lanes Added:
 Project Length: **.000**
 District: **06**

Project Description: **SR 93/I-75 EXPRESS LANES FHP
ENHANCED ENFORCEMENT**

Type of Work: **OTHER ITS**

SIS or Non-SIS: **No**

Extra Description:

		Proposed Funding (in \$000s)							
PHASE :	Funding Source	<2016	2015 - 2016	2016 - 2017	2017 - 2018	2018 - 2019	2019 - 2020	>2020	All Years
OPERATIONS	TOBG	0	0	0	100	200	200	0	500
	Total	0	0	0	100	200	200	0	500

RESPONSIBLE AGENCY: Florida Department of Transportation District 6

Item Segment TOTAL ALL Years ALL Phases: 500

Item Number: 436213

Item TOTAL ALL Years ALL Phases All Segments: 500

MIAMI-DADE METROPOLITAN PLANNING ORGANIZATION
TRANSPORTATION IMPROVEMENT PROGRAM
PRIMARY STATE HIGHWAYS AND INTERMODAL



HIGHWAYS

MPO Project Num: **DT4363101**
LRTP Ref.: **C-9**
County: **MIAMI-DADE**
Roadway ID:
Lanes Exist:
Lanes Improved:
Lanes Added:
Project Length: **.689**
District: **06**

Project Description: **SR 973/SW 87 AVENUE**

FROM SW 14 STREET

TO SW 4 STREET

Type of Work: **INTERSECTION IMPROVEMENT**

SIS or Non-SIS: **No**

Extra Description:

		Proposed Funding (in \$000s)							
PHASE :	Funding Source	<2016	2015 - 2016	2016 - 2017	2017 - 2018	2018 - 2019	2019 - 2020	>2020	All Years
PRELIMINARY ENGINEERING	DIH	0	15	0	0	0	0	0	15
PRELIMINARY ENGINEERING	HSP	0	150	0	0	0	0	0	150
	Total	0	165	0	0	0	0	0	165
CONSTRUCTION	DIH	0	0	0	11	0	0	0	11
CONSTRUCTION	HSP	0	0	0	409	0	0	0	409
	Total	0	0	0	420	0	0	0	420

RESPONSIBLE AGENCY: Florida Department of Transportation District 6

Item Segment TOTAL ALL Years ALL Phases: **585**

Item Number: 436310

Item TOTAL ALL Years ALL Phases All Segments: **585**

MIAMI-DADE METROPOLITAN PLANNING ORGANIZATION
TRANSPORTATION IMPROVEMENT PROGRAM
PRIMARY STATE HIGHWAYS AND INTERMODAL



HIGHWAYS

MPO Project Num: **DT4363111**
LRTP Ref.: **C-9**
County: **MIAMI-DADE**
Roadway ID:
Lanes Exist:
Lanes Improved:
Lanes Added:
Project Length: **.590**
District: **06**

Project Description: **SR 90/SW 8 STREET**

**FROM EAST OF SW 90
AVENUE**

TO EAST OF SW 86 COURT

Type of Work: **INTERSECTION IMPROVEMENT**

SIS or Non-SIS: **No**

Extra Description:

		Proposed Funding (in \$000s)							
PHASE :	Funding Source	<2016	2015 - 2016	2016 - 2017	2017 - 2018	2018 - 2019	2019 - 2020	>2020	All Years
PRELIMINARY ENGINEERING	DIH	0	30	0	0	0	0	0	30
PRELIMINARY ENGINEERING	HSP	0	332	0	0	0	0	0	332
	Total	0	362	0	0	0	0	0	362
CONSTRUCTION	DIH	0	0	0	16	0	0	0	16
CONSTRUCTION	HSP	0	0	0	1,102	0	0	0	1,102
	Total	0	0	0	1,118	0	0	0	1,118

RESPONSIBLE AGENCY: Florida Department of Transportation District 6

Item Segment TOTAL ALL Years ALL Phases: **1,480**

Item Number: 436311

Item TOTAL ALL Years ALL Phases All Segments: **1,480**

MIAMI-DADE METROPOLITAN PLANNING ORGANIZATION
TRANSPORTATION IMPROVEMENT PROGRAM
PRIMARY STATE HIGHWAYS AND INTERMODAL



HIGHWAYS

MPO Project Num: **DT4363121**
LRTP Ref.: **C-9**
County: **MIAMI-DADE**
Roadway ID:
Lanes Exist:
Lanes Improved:
Lanes Added:
Project Length: **.166**
District: **06**

Project Description: **SR 7/NW 2 AVENUE AT NW 199 STREET**

Type of Work: **INTERSECTION IMPROVEMENT**

SIS or Non-SIS: **No**

Extra Description:

		Proposed Funding (in \$000s)							
PHASE :	Funding Source	<2016	2015 - 2016	2016 - 2017	2017 - 2018	2018 - 2019	2019 - 2020	>2020	All Years
PRELIMINARY ENGINEERING	DIH	50	0	0	0	0	0	0	50
	Total	50	0	0	0	0	0	0	50
RIGHT OF WAY	DDR	0	28	0	0	0	0	0	28
RIGHT OF WAY	DIH	0	18	0	0	0	0	0	18
	Total	0	46	0	0	0	0	0	46
CONSTRUCTION	DDR	0	0	720	0	0	0	0	720
CONSTRUCTION	DIH	0	0	32	0	0	0	0	32
	Total	0	0	752	0	0	0	0	752

RESPONSIBLE AGENCY: Florida Department of Transportation District 6

Item Segment TOTAL ALL Years ALL Phases: **848**

Item Number: 436312

Item TOTAL ALL Years ALL Phases All Segments: **848**

MIAMI-DADE METROPOLITAN PLANNING ORGANIZATION
TRANSPORTATION IMPROVEMENT PROGRAM
PRIMARY STATE HIGHWAYS AND INTERMODAL



HIGHWAYS

MPO Project Num: **DT4363131**
 LRTP Ref.: **C-9**
 County: **MIAMI-DADE**
 Roadway ID:
 Lanes Exist:
 Lanes Improved:
 Lanes Added:
 Project Length: **.341**
 District: **06**

Project Description: **SR 25/OKEECHOBEE RD**

FROM NW 186 STREET

TO NW 170 STREET

Type of Work: **INTERSECTION IMPROVEMENT**

SIS or Non-SIS: **Yes**

Extra Description:

		Proposed Funding (in \$000s)							
PHASE :	Funding Source	<2016	2015 - 2016	2016 - 2017	2017 - 2018	2018 - 2019	2019 - 2020	>2020	All Years
CONSTRUCTION	DIH	0	10	0	0	0	0	0	10
CONSTRUCTION	DS	0	0	11	0	0	0	0	11
CONSTRUCTION	HSP	0	93	14	0	0	0	0	107
	Total	0	103	25	0	0	0	0	128

RESPONSIBLE AGENCY: Florida Department of Transportation District 6

Item Segment TOTAL ALL Years ALL Phases: **128**

Item Number: 436313

Item TOTAL ALL Years ALL Phases All Segments: **128**

MIAMI-DADE METROPOLITAN PLANNING ORGANIZATION
TRANSPORTATION IMPROVEMENT PROGRAM
PRIMARY STATE HIGHWAYS AND INTERMODAL



HIGHWAYS

MPO Project Num: **DT4363421**
LRTP Ref.: **C-9**
County: **MIAMI-DADE**
Roadway ID:
Lanes Exist:
Lanes Improved:
Lanes Added:
Project Length: **1.712**
District: **06**

Project Description: **SR 990/SW 112 STREET**

FROM SW 97 AVENUE

TO US 1/S DIXIE HIGHWAY

Type of Work: **RESURFACING**

SIS or Non-SIS: **No**

Extra Description:

		Proposed Funding (in \$000s)							
PHASE :	Funding Source	<2016	2015 - 2016	2016 - 2017	2017 - 2018	2018 - 2019	2019 - 2020	>2020	All Years
PRELIMINARY ENGINEERING	DDR	0	400	0	0	0	0	0	400
PRELIMINARY ENGINEERING	DIH	0	75	0	0	0	0	0	75
	Total	0	475	0	0	0	0	0	475
CONSTRUCTION	DDR	0	0	0	3,439	0	0	0	3,439
CONSTRUCTION	DIH	0	0	0	32	0	0	0	32
	Total	0	0	0	3,471	0	0	0	3,471

RESPONSIBLE AGENCY: Florida Department of Transportation District 6

Item Segment TOTAL ALL Years ALL Phases: **3,946**

Item Number: 436342

Item TOTAL ALL Years ALL Phases All Segments: **3,946**

MIAMI-DADE METROPOLITAN PLANNING ORGANIZATION
TRANSPORTATION IMPROVEMENT PROGRAM
PRIMARY STATE HIGHWAYS AND INTERMODAL



HIGHWAYS

MPO Project Num: **DT4363431**
LRTP Ref.: **C-9**
County: **MIAMI-DADE**
Roadway ID:
Lanes Exist:
Lanes Improved:
Lanes Added:
Project Length: **.813**
District: **06**

Project Description: **SR 990/KILLIAN PARKWAY**

**FROM WEST OF KENDALE
BLVD**

TO SW 97 AVENUE

Type of Work: **RESURFACING**

SIS or Non-SIS: **No**

Extra Description:

		Proposed Funding (in \$000s)							
PHASE :	Funding Source	<2016	2015 - 2016	2016 - 2017	2017 - 2018	2018 - 2019	2019 - 2020	>2020	All Years
PRELIMINARY ENGINEERING	DDR	0	200	0	0	0	0	0	200
PRELIMINARY ENGINEERING	DIH	0	50	0	0	0	0	0	50
	Total	0	250	0	0	0	0	0	250
CONSTRUCTION	DIH	0	0	0	22	0	0	0	22
CONSTRUCTION	DS	0	0	0	1,536	0	0	0	1,536
	Total	0	0	0	1,558	0	0	0	1,558

RESPONSIBLE AGENCY: Florida Department of Transportation District 6

Item Segment TOTAL ALL Years ALL Phases: **1,808**

Item Number: 436343

Item TOTAL ALL Years ALL Phases All Segments: **1,808**

MIAMI-DADE METROPOLITAN PLANNING ORGANIZATION
TRANSPORTATION IMPROVEMENT PROGRAM
PRIMARY STATE HIGHWAYS AND INTERMODAL



HIGHWAYS

MPO Project Num: **DT4363851**
LRTP Ref.: **C-9**
County: **MIAMI-DADE**
Roadway ID:
Lanes Exist:
Lanes Improved:
Lanes Added:
Project Length: **.147**
District: **06**

Project Description: **SR 9/NW 27 AVENUE**

AT NW 17TH STREET

Type of Work: **INTERSECTION IMPROVEMENT**

SIS or Non-SIS: **No**

Extra Description:

PHASE :	Funding Source	Proposed Funding (in \$000s)							
		<2016	2015 - 2016	2016 - 2017	2017 - 2018	2018 - 2019	2019 - 2020	>2020	All Years
PRELIMINARY ENGINEERING	DIH	0	10	0	0	0	0	0	10
PRELIMINARY ENGINEERING	HSP	0	140	0	0	0	0	0	140
	Total	0	150	0	0	0	0	0	150
RIGHT OF WAY	DDR	0	47	0	0	0	0	0	47
RIGHT OF WAY	DIH	0	6	0	0	0	0	0	6
	Total	0	53	0	0	0	0	0	53
CONSTRUCTION	HSP	0	0	0	426	0	0	0	426
CONSTRUCTION	DS	0	0	0	16	0	0	0	16
CONSTRUCTION	DIH	0	0	0	11	0	0	0	11
	Total	0	0	0	453	0	0	0	453

RESPONSIBLE AGENCY: Florida Department of Transportation District 6

Item Segment TOTAL ALL Years ALL Phases: 656

Item Number: 436385

Item TOTAL ALL Years ALL Phases All Segments: 656

MIAMI-DADE METROPOLITAN PLANNING ORGANIZATION
TRANSPORTATION IMPROVEMENT PROGRAM
PRIMARY STATE HIGHWAYS AND INTERMODAL



HIGHWAYS

MPO Project Num: **DT4363861**
LRTP Ref.: **C-9**
County: **MIAMI-DADE**
Roadway ID:
Lanes Exist:
Lanes Improved:
Lanes Added:
Project Length: **.144**
District: **06**

Project Description: **SR 976/BIRD ROAD**

AT SW 97 AVENUE

Type of Work: **INTERSECTION IMPROVEMENT**

SIS or Non-SIS: **No**

Extra Description:

PHASE :	Funding Source	Proposed Funding (in \$000s)							
		<2016	2015 - 2016	2016 - 2017	2017 - 2018	2018 - 2019	2019 - 2020	>2020	All Years
PRELIMINARY ENGINEERING	DIH	15	0	0	0	0	0	0	15
PRELIMINARY ENGINEERING	DS	123	0	0	0	0	0	0	123
	Total	138	0	0	0	0	0	0	138
RIGHT OF WAY	HSP	0	51	0	0	0	0	0	51
RIGHT OF WAY	DS	0	25	0	0	0	0	0	25
RIGHT OF WAY	DDR	0	127	0	0	0	0	0	127
RIGHT OF WAY	DIH	0	24	0	0	0	0	0	24
	Total	0	227	0	0	0	0	0	227
CONSTRUCTION	DIH	0	0	0	11	0	0	0	11
CONSTRUCTION	DS	0	0	0	0	17	0	0	17
CONSTRUCTION	HSP	0	0	0	328	50	0	0	378
	Total	0	0	0	339	67	0	0	406

RESPONSIBLE AGENCY: Florida Department of Transportation District 6

Item Segment TOTAL ALL Years ALL Phases: 771

Item Number: 436386

Item TOTAL ALL Years ALL Phases All Segments: 771

MIAMI-DADE METROPOLITAN PLANNING ORGANIZATION
TRANSPORTATION IMPROVEMENT PROGRAM
PRIMARY STATE HIGHWAYS AND INTERMODAL



HIGHWAYS

MPO Project Num: **DT4364041**
 LRTP Ref.: **C-9**
 County: **MIAMI-DADE**
 Roadway ID:
 Lanes Exist:
 Lanes Improved:
 Lanes Added:
 Project Length: **.995**
 District: **06**

Project Description: **SR 934/E. 25 ST/NW 79 ST**

FROM W. 4 AVE/NW 47 AVE

TO E 12 AVE/NW 37 AVE

Type of Work: **INTERSECTION IMPROVEMENT**

SIS or Non-SIS: **No**

Extra Description:

PHASE :	Funding Source	Proposed Funding (in \$000s)							
		<2016	2015 - 2016	2016 - 2017	2017 - 2018	2018 - 2019	2019 - 2020	>2020	All Years
PRELIMINARY ENGINEERING	DIH	0	30	0	0	0	0	0	30
PRELIMINARY ENGINEERING	HSP	0	294	0	0	0	0	0	294
	Total	0	324	0	0	0	0	0	324
RIGHT OF WAY	DDR	0	0	38	0	0	0	0	38
RIGHT OF WAY	DIH	0	0	30	0	0	0	0	30
	Total	0	0	68	0	0	0	0	68
CONSTRUCTION	DIH	0	0	0	0	22	0	0	22
CONSTRUCTION	DS	0	0	0	0	33	0	0	33
CONSTRUCTION	HSP	0	0	0	0	1,143	0	0	1,143
	Total	0	0	0	0	1,198	0	0	1,198

RESPONSIBLE AGENCY: Florida Department of Transportation District 6

Item Segment TOTAL ALL Years ALL Phases: **1,590**

Item Number: 436404

Item TOTAL ALL Years ALL Phases All Segments: **1,590**

MIAMI-DADE METROPOLITAN PLANNING ORGANIZATION
TRANSPORTATION IMPROVEMENT PROGRAM
PRIMARY STATE HIGHWAYS AND INTERMODAL



HIGHWAYS

MPO Project Num: **DT4364261**
 LRTP Ref.: **NA**
 County: **MIAMI-DADE**
 Roadway ID:
 Lanes Exist:
 Lanes Improved:
 Lanes Added:
 Project Length: **3.705**
 District: **06**

Project Description: **SR 948/NW 36 ST**

**FROM SR 826/PALMETTO
EXPY**

**TO SR 953/NW 42
AVE/LEJEUNE**

Type of Work: **TRANSPORTATION PLANNING**

SIS or Non-SIS: **No**

Extra Description:

		Proposed Funding (in \$000s)							
PHASE :	Funding Source	<2016	2015 - 2016	2016 - 2017	2017 - 2018	2018 - 2019	2019 - 2020	>2020	All Years
P D & E	DDR	0	0	0	0	0	500	0	500
P D & E	DIH	0	0	0	0	0	5	0	5
	Total	0	0	0	0	0	505	0	505

RESPONSIBLE AGENCY: **Florida Department of Transportation District 6**

Item Segment TOTAL ALL Years ALL Phases: **505**

Item Number: **436426**

Item TOTAL ALL Years ALL Phases All Segments: **505**

MIAMI-DADE METROPOLITAN PLANNING ORGANIZATION
TRANSPORTATION IMPROVEMENT PROGRAM
PRIMARY STATE HIGHWAYS AND INTERMODAL



HIGHWAYS

MPO Project Num: **DT4364321**
LRTP Ref.: **C-9**
County: **MIAMI-DADE**
Roadway ID:
Lanes Exist:
Lanes Improved:
Lanes Added:
Project Length: **1.123**
District: **06**

Project Description: **SR 5/US-1/S. DIXIE HIGHWAY**

FROM SW 57 AVENUE

TO SW 80 STREET

Type of Work: **LANDSCAPING**

SIS or Non-SIS: **No**

Extra Description:

		Proposed Funding (in \$000s)							
PHASE :	Funding Source	<2016	2015 - 2016	2016 - 2017	2017 - 2018	2018 - 2019	2019 - 2020	>2020	All Years
PRELIMINARY ENGINEERING	DIH	12	0	0	0	0	0	0	12
PRELIMINARY ENGINEERING	DS	120	0	0	0	0	0	0	120
	Total	132	0	0	0	0	0	0	132
CONSTRUCTION	DS	0	529	111	0	0	0	0	640
CONSTRUCTION	DIH	0	0	16	0	0	0	0	16
	Total	0	529	127	0	0	0	0	656

RESPONSIBLE AGENCY: Florida Department of Transportation District 6

Item Segment TOTAL ALL Years ALL Phases: **788**

Item Number: 436432

Item TOTAL ALL Years ALL Phases All Segments: **788**

MIAMI-DADE METROPOLITAN PLANNING ORGANIZATION
TRANSPORTATION IMPROVEMENT PROGRAM
PRIMARY STATE HIGHWAYS AND INTERMODAL



HIGHWAYS

MPO Project Num: **DT4364791**
 LRTP Ref.: **C-9**
 County: **MIAMI-DADE**
 Roadway ID:
 Lanes Exist:
 Lanes Improved:
 Lanes Added:
 Project Length: **1.468**
 District: **06**

Project Description: **SR 934/NW 74 STREET**

**FROM SR 826/PALMETTO
EXPWY**

TO SR 25/OKEECHOBEE RD

Type of Work: **INTERSECTION IMPROVEMENT**

SIS or Non-SIS: **Yes**

Extra Description:

		Proposed Funding (in \$000s)							
PHASE :	Funding Source	<2016	2015 - 2016	2016 - 2017	2017 - 2018	2018 - 2019	2019 - 2020	>2020	All Years
PRELIMINARY ENGINEERING	ACNP	0	228	0	0	0	0	0	228
PRELIMINARY ENGINEERING	DIH	0	10	0	0	0	0	0	10
	Total	0	238	0	0	0	0	0	238
RIGHT OF WAY	ACNP	0	0	0	250	0	0	0	250
RIGHT OF WAY	DIH	0	0	0	50	0	0	0	50
	Total	0	0	0	300	0	0	0	300
CONSTRUCTION	DIH	0	0	0	0	0	340	0	340
CONSTRUCTION	ACNP	0	0	0	0	0	3,555	0	3,555
	Total	0	0	0	0	0	3,895	0	3,895

RESPONSIBLE AGENCY: Florida Department of Transportation District 6

Item Segment TOTAL ALL Years ALL Phases: **4,433**

Item Number: 436479

Item TOTAL ALL Years ALL Phases All Segments: **4,433**

MIAMI-DADE METROPOLITAN PLANNING ORGANIZATION
TRANSPORTATION IMPROVEMENT PROGRAM
PRIMARY STATE HIGHWAYS AND INTERMODAL



HIGHWAYS

MPO Project Num: **DT4365221**
LRTP Ref.: **C-9**
County: **MIAMI-DADE**
Roadway ID:
Lanes Exist:
Lanes Improved:
Lanes Added:
Project Length: **.399**
District: **06**

Project Description: **SR A1A/MACARTHUR CAUSEWAY EAST
BRIDGE # 870077**

Type of Work: **BRIDGE-REPAIR/REHABILITATION**

SIS or Non-SIS: **No**

Extra Description:

		Proposed Funding (in \$000s)							
PHASE :	Funding Source	<2016	2015 - 2016	2016 - 2017	2017 - 2018	2018 - 2019	2019 - 2020	>2020	All Years
PRELIMINARY ENGINEERING	BRRP	0	685	0	0	0	0	0	685
PRELIMINARY ENGINEERING	DIH	0	30	0	0	0	0	0	30
	Total	0	715	0	0	0	0	0	715
CONSTRUCTION	BRRP	0	0	0	7,381	1,514	0	0	8,895
CONSTRUCTION	DIH	0	0	0	140	0	0	0	140
	Total	0	0	0	7,521	1,514	0	0	9,035

RESPONSIBLE AGENCY: Florida Department of Transportation District 6

Item Segment TOTAL ALL Years ALL Phases: **9,750**

Item Number: 436522

Item TOTAL ALL Years ALL Phases All Segments: **9,750**

MIAMI-DADE METROPOLITAN PLANNING ORGANIZATION
TRANSPORTATION IMPROVEMENT PROGRAM
PRIMARY STATE HIGHWAYS AND INTERMODAL



HIGHWAYS

MPO Project Num: **DT4365251**
LRTP Ref.: **C-9**
County: **MIAMI-DADE**
Roadway ID:
Lanes Exist:
Lanes Improved:
Lanes Added:
Project Length: **.532**
District: **06**

Project Description: **SR 826/PALMETTO EXPWY OVER
INTRACOASTAL CANAL BRIDGES
870592, 870593**

Type of Work: **BRIDGE-REPAIR/REHABILITATION**

SIS or Non-SIS: **No**

Extra Description:

		Proposed Funding (in \$000s)							
PHASE :	Funding Source	<2016	2015 - 2016	2016 - 2017	2017 - 2018	2018 - 2019	2019 - 2020	>2020	All Years
PRELIMINARY ENGINEERING	BRRP	0	384	0	0	0	0	0	384
PRELIMINARY ENGINEERING	DIH	0	35	0	0	0	0	0	35
	Total	0	419	0	0	0	0	0	419

RESPONSIBLE AGENCY: Florida Department of Transportation District 6

Item Segment TOTAL ALL Years ALL Phases: **419**

Item Number: 436525

Item TOTAL ALL Years ALL Phases All Segments: **419**

MIAMI-DADE METROPOLITAN PLANNING ORGANIZATION
TRANSPORTATION IMPROVEMENT PROGRAM
PRIMARY STATE HIGHWAYS AND INTERMODAL



HIGHWAYS

MPO Project Num: **DT4365261**
LRTP Ref.: **C-9**
County: **MIAMI-DADE**
Roadway ID:
Lanes Exist:
Lanes Improved:
Lanes Added:
Project Length: **1.900**
District: **06**

Project Description: **SR 934/NE 79 ST OVER INTRACOASTAL
CANAL 4 BRDGS: 870082;-554;-085;551**

Type of Work: **BRIDGE-REPAIR/REHABILITATION** SIS or Non-SIS: **No**

Extra Description:

		Proposed Funding (in \$000s)							
PHASE :	Funding Source	<2016	2015 - 2016	2016 - 2017	2017 - 2018	2018 - 2019	2019 - 2020	>2020	All Years
PRELIMINARY ENGINEERING	DIH	0	35	0	0	0	0	0	35
PRELIMINARY ENGINEERING	BRRP	0	357	0	0	0	0	0	357
	Total	0	392	0	0	0	0	0	392

RESPONSIBLE AGENCY: **Florida Department of Transportation District 6**

Item Segment TOTAL ALL Years ALL Phases: **392**

Item Number: **436526**

Item TOTAL ALL Years ALL Phases All Segments: **392**

MIAMI-DADE METROPOLITAN PLANNING ORGANIZATION
TRANSPORTATION IMPROVEMENT PROGRAM
PRIMARY STATE HIGHWAYS AND INTERMODAL



HIGHWAYS

MPO Project Num: **DT4365271**
 LRTP Ref.: C-9
 County: MIAMI-DADE
 Roadway ID:
 Lanes Exist:
 Lanes Improved:
 Lanes Added:
 Project Length: .058
 District: 06

Project Description: **SR 5/US-1/BRICKELL AVENUE OVER
MIAMI RIVER BRIDGE # 870759**

Type of Work: **BRIDGE - PAINTING**

SIS or Non-SIS: **No**

Extra Description:

		Proposed Funding (in \$000s)							
PHASE :	Funding Source	<2016	2015 - 2016	2016 - 2017	2017 - 2018	2018 - 2019	2019 - 2020	>2020	All Years
PRELIMINARY ENGINEERING	BRRP	0	428	0	0	0	0	0	428
PRELIMINARY ENGINEERING	DIH	0	40	0	0	0	0	0	40
	Total	0	468	0	0	0	0	0	468
CONSTRUCTION	BRRP	0	0	0	4,611	947	0	0	5,558
CONSTRUCTION	DIH	0	0	0	76	0	0	0	76
	Total	0	0	0	4,687	947	0	0	5,634

RESPONSIBLE AGENCY: Florida Department of Transportation District 6

Item Segment TOTAL ALL Years ALL Phases: 6,102

Item Number: 436527

Item TOTAL ALL Years ALL Phases All Segments: 6,102

MIAMI-DADE METROPOLITAN PLANNING ORGANIZATION
TRANSPORTATION IMPROVEMENT PROGRAM
PRIMARY STATE HIGHWAYS AND INTERMODAL



HIGHWAYS

MPO Project Num: **DT4365281**
 LRTP Ref.: **C-9**
 County: **MIAMI-DADE**
 Roadway ID:
 Lanes Exist:
 Lanes Improved:
 Lanes Added:
 Project Length: **.492**
 District: **06**

Project Description: **SR 970/DOWNTOWN DISTRIBUTOR AT I- 95 NB TO SR 970 EB BRIDGE # 870472**

Type of Work: **BRIDGE - PAINTING**

SIS or Non-SIS: **No**

Extra Description:

		Proposed Funding (in \$000s)							
PHASE :	Funding Source	<2016	2015 - 2016	2016 - 2017	2017 - 2018	2018 - 2019	2019 - 2020	>2020	All Years
PRELIMINARY ENGINEERING	BRRP	107	0	0	0	0	0	0	107
PRELIMINARY ENGINEERING	DIH	20	0	0	0	0	0	0	20
	Total	127	0	0	0	0	0	0	127
CONSTRUCTION	BRRP	0	811	176	0	0	0	0	987
CONSTRUCTION	DIH	0	0	37	0	0	0	0	37
	Total	0	811	213	0	0	0	0	1,024

RESPONSIBLE AGENCY: Florida Department of Transportation District 6

Item Segment TOTAL ALL Years ALL Phases: **1,151**

Item Number: 436528

Item TOTAL ALL Years ALL Phases All Segments: **1,151**

MIAMI-DADE METROPOLITAN PLANNING ORGANIZATION
TRANSPORTATION IMPROVEMENT PROGRAM
PRIMARY STATE HIGHWAYS AND INTERMODAL



HIGHWAYS

MPO Project Num: **DT4365291**
LRTP Ref.: **C-9**
County: **MIAMI-DADE**
Roadway ID:
Lanes Exist:
Lanes Improved:
Lanes Added:
Project Length: **.003**
District: **06**

Project Description: **SR 9A/I-95 NW 65 STREET PEDESTRIAN
BRIDGE BRIDGE# 879007**

Type of Work: **BRIDGE - PAINTING**

SIS or Non-SIS: **Yes**

Extra Description:

		Proposed Funding (in \$000s)							
PHASE :	Funding Source	<2016	2015 - 2016	2016 - 2017	2017 - 2018	2018 - 2019	2019 - 2020	>2020	All Years
PRELIMINARY ENGINEERING	BRRP	80	0	0	0	0	0	0	80
PRELIMINARY ENGINEERING	DIH	6	0	0	0	0	0	0	6
	Total	86	0	0	0	0	0	0	86
CONSTRUCTION	BRRP	0	416	103	0	0	0	0	519
CONSTRUCTION	DIH	0	0	11	0	0	0	0	11
	Total	0	416	114	0	0	0	0	530

RESPONSIBLE AGENCY: Florida Department of Transportation District 6

Item Segment TOTAL ALL Years ALL Phases: **616**

Item Number: 436529

Item TOTAL ALL Years ALL Phases All Segments: **616**

MIAMI-DADE METROPOLITAN PLANNING ORGANIZATION
TRANSPORTATION IMPROVEMENT PROGRAM
PRIMARY STATE HIGHWAYS AND INTERMODAL



HIGHWAYS

MPO Project Num: **DT4365311**
 LRTP Ref.: C-9
 County: MIAMI-DADE
 Roadway ID:
 Lanes Exist:
 Lanes Improved:
 Lanes Added:
 Project Length: .147
 District: 06

Project Description: **SR 836 WESTBOUND**

**TO SR 9A/I-95 SOUTHBOUND,
BRIDGE # 870371**

Type of Work: **BRIDGE - PAINTING**

SIS or Non-SIS: **Yes**

Extra Description:

		Proposed Funding (in \$000s)							
PHASE :	Funding Source	<2016	2015 - 2016	2016 - 2017	2017 - 2018	2018 - 2019	2019 - 2020	>2020	All Years
PRELIMINARY ENGINEERING	BRRP	0	99	0	0	0	0	0	99
PRELIMINARY ENGINEERING	DIH	0	20	0	0	0	0	0	20
	Total	0	119	0	0	0	0	0	119
CONSTRUCTION	BRRP	0	0	0	0	0	1,356	0	1,356
CONSTRUCTION	DIH	0	0	0	0	0	40	0	40
	Total	0	0	0	0	0	1,396	0	1,396

RESPONSIBLE AGENCY: Florida Department of Transportation District 6

Item Segment TOTAL ALL Years ALL Phases: 1,515

Item Number: 436531

Item TOTAL ALL Years ALL Phases All Segments: 1,515

MIAMI-DADE METROPOLITAN PLANNING ORGANIZATION
TRANSPORTATION IMPROVEMENT PROGRAM
PRIMARY STATE HIGHWAYS AND INTERMODAL



HIGHWAYS

MPO Project Num: **DT4365331**
 LRTP Ref.: **C-9**
 County: **MIAMI-DADE**
 Roadway ID:
 Lanes Exist:
 Lanes Improved:
 Lanes Added:
 Project Length: **.216**
 District: **06**

Project Description: **SR 112/JULIA TUTTLE CAUSEWAY/I-195
OVER BISCAYNE BAY BRIDGE # 870302**

Type of Work: **BRIDGE-REPAIR/REHABILITATION** SIS or Non-SIS: **Yes**

Extra Description:

		Proposed Funding (in \$000s)							
PHASE :	Funding Source	<2016	2015 - 2016	2016 - 2017	2017 - 2018	2018 - 2019	2019 - 2020	>2020	All Years
PRELIMINARY ENGINEERING	BRRP	0	73	0	0	0	0	0	73
PRELIMINARY ENGINEERING	DIH	0	7	0	0	0	0	0	7
	Total	0	80	0	0	0	0	0	80
CONSTRUCTION	BRRP	0	0	0	0	966	0	0	966
CONSTRUCTION	DIH	0	0	0	0	22	0	0	22
	Total	0	0	0	0	988	0	0	988

RESPONSIBLE AGENCY: Florida Department of Transportation District 6

Item Segment TOTAL ALL Years ALL Phases: **1,068**

Item Number: 436533

Item TOTAL ALL Years ALL Phases All Segments: **1,068**

MIAMI-DADE METROPOLITAN PLANNING ORGANIZATION
TRANSPORTATION IMPROVEMENT PROGRAM
PRIMARY STATE HIGHWAYS AND INTERMODAL



HIGHWAYS

MPO Project Num: **DT4365351**
LRTP Ref.: C-9
County: **MIAMI-DADE**
Roadway ID:
Lanes Exist:
Lanes Improved:
Lanes Added:
Project Length: .007
District: 06

Project Description: **SR 907/ALTON ROAD**

**AT 63 ST BRIDGE #870665
OVER COLLINS CANAL**

Type of Work: **BRIDGE-REPAIR/REHABILITATION**

SIS or Non-SIS: **No**

Extra Description:

		Proposed Funding (in \$000s)							
PHASE :	Funding Source	<2016	2015 - 2016	2016 - 2017	2017 - 2018	2018 - 2019	2019 - 2020	>2020	All Years
PRELIMINARY ENGINEERING	BRRP	0	50	0	0	0	0	0	50
PRELIMINARY ENGINEERING	DIH	0	15	0	0	0	0	0	15
	Total	0	65	0	0	0	0	0	65
CONSTRUCTION	BRRP	0	0	0	0	0	687	0	687
CONSTRUCTION	DIH	0	0	0	0	0	28	0	28
	Total	0	0	0	0	0	715	0	715

RESPONSIBLE AGENCY: Florida Department of Transportation District 6

Item Segment TOTAL ALL Years ALL Phases: 780

Item Number: 436535

Item TOTAL ALL Years ALL Phases All Segments: 780

MIAMI-DADE METROPOLITAN PLANNING ORGANIZATION
TRANSPORTATION IMPROVEMENT PROGRAM
PRIMARY STATE HIGHWAYS AND INTERMODAL



HIGHWAYS

MPO Project Num: **DT4365361**
LRTP Ref.: **C-9**
County: **MIAMI-DADE**
Roadway ID:
Lanes Exist:
Lanes Improved:
Lanes Added:
Project Length: **.118**
District: **06**

Project Description: **SR 933/NW 12 AVENUE OVER MIAMI
RIVER BRIDGE # 871005**

Type of Work: **BRIDGE-REPAIR/REHABILITATION**

SIS or Non-SIS: **No**

Extra Description:

		Proposed Funding (in \$000s)							
PHASE :	Funding Source	<2016	2015 - 2016	2016 - 2017	2017 - 2018	2018 - 2019	2019 - 2020	>2020	All Years
PRELIMINARY ENGINEERING	BRRP	0	50	0	0	0	0	0	50
PRELIMINARY ENGINEERING	DIH	0	20	0	0	0	0	0	20
	Total	0	70	0	0	0	0	0	70
CONSTRUCTION	BRRP	0	0	0	0	573	0	0	573
CONSTRUCTION	DIH	0	0	0	0	39	0	0	39
	Total	0	0	0	0	612	0	0	612

RESPONSIBLE AGENCY: Florida Department of Transportation District 6

Item Segment TOTAL ALL Years ALL Phases: **682**

Item Number: 436536

Item TOTAL ALL Years ALL Phases All Segments: **682**

MIAMI-DADE METROPOLITAN PLANNING ORGANIZATION
TRANSPORTATION IMPROVEMENT PROGRAM
PRIMARY STATE HIGHWAYS AND INTERMODAL



HIGHWAYS

MPO Project Num: **DT4365371**
 LRTP Ref.: **C-9**
 County: **MIAMI-DADE**
 Roadway ID:
 Lanes Exist:
 Lanes Improved:
 Lanes Added:
 Project Length: **.072**
 District: **06**

Project Description: **SR 9/NW 27 AVENUE OVER MIAMI RIVER
BRIDGES 870731 & 870763**

Type of Work: **BRIDGE-REPAIR/REHABILITATION**

SIS or Non-SIS: **No**

Extra Description:

		Proposed Funding (in \$000s)							
PHASE :	Funding Source	<2016	2015 - 2016	2016 - 2017	2017 - 2018	2018 - 2019	2019 - 2020	>2020	All Years
PRELIMINARY ENGINEERING	DIH	0	20	0	0	0	0	0	20
PRELIMINARY ENGINEERING	BRRP	0	300	0	0	0	0	0	300
	Total	0	320	0	0	0	0	0	320

RESPONSIBLE AGENCY: Florida Department of Transportation District 6

Item Segment TOTAL ALL Years ALL Phases: 320

Item Number: 436537

Item TOTAL ALL Years ALL Phases All Segments: 320

MIAMI-DADE METROPOLITAN PLANNING ORGANIZATION
TRANSPORTATION IMPROVEMENT PROGRAM
PRIMARY STATE HIGHWAYS AND INTERMODAL



HIGHWAYS

MPO Project Num: **DT4365381**
LRTP Ref.: C-9
County: MIAMI-DADE
Roadway ID:
Lanes Exist:
Lanes Improved:
Lanes Added:
Project Length: .161
District: 06

Project Description: **SR 860/MIAMI GARDENS DRIVE OVER
SNAKE CREEK CANAL BRIDGE # 870624**

Type of Work: **BRIDGE - PAINTING**

SIS or Non-SIS: **Yes**

Extra Description:

		Proposed Funding (in \$000s)							
PHASE :	Funding Source	<2016	2015 - 2016	2016 - 2017	2017 - 2018	2018 - 2019	2019 - 2020	>2020	All Years
PRELIMINARY ENGINEERING	BRRP	0	40	0	0	0	0	0	40
PRELIMINARY ENGINEERING	DIH	0	5	0	0	0	0	0	5
	Total	0	45	0	0	0	0	0	45
CONSTRUCTION	DIH	0	0	0	0	11	0	0	11
CONSTRUCTION	BRRP	0	0	0	0	285	0	0	285
	Total	0	0	0	0	296	0	0	296

RESPONSIBLE AGENCY: Florida Department of Transportation District 6

Item Segment TOTAL ALL Years ALL Phases: 341

Item Number: 436538

Item TOTAL ALL Years ALL Phases All Segments: 341

MIAMI-DADE METROPOLITAN PLANNING ORGANIZATION
TRANSPORTATION IMPROVEMENT PROGRAM
PRIMARY STATE HIGHWAYS AND INTERMODAL



HIGHWAYS

MPO Project Num: **DT4365391**
 LRTP Ref.: C-9
 County: MIAMI-DADE
 Roadway ID:
 Lanes Exist:
 Lanes Improved:
 Lanes Added:
 Project Length: .028
 District: 06

Project Description: **SR 856/WM LEHMAN CSWAY OVER
INTRACOASTAL CANAL BRIDGES 870606
& 870607**

Type of Work: **BRIDGE - PAINTING**

SIS or Non-SIS: **No**

Extra Description:

		Proposed Funding (in \$000s)							
PHASE :	Funding Source	<2016	2015 - 2016	2016 - 2017	2017 - 2018	2018 - 2019	2019 - 2020	>2020	All Years
PRELIMINARY ENGINEERING	DIH	0	0	10	0	0	0	0	10
PRELIMINARY ENGINEERING	BRRP	0	0	205	0	0	0	0	205
	Total	0	0	215	0	0	0	0	215
CONSTRUCTION	BRRP	0	0	0	0	0	2,784	0	2,784
CONSTRUCTION	DIH	0	0	0	0	0	34	0	34
	Total	0	0	0	0	0	2,818	0	2,818

RESPONSIBLE AGENCY: Florida Department of Transportation District 6

Item Segment TOTAL ALL Years ALL Phases: 3,033

Item Number: 436539

Item TOTAL ALL Years ALL Phases All Segments: 3,033

MIAMI-DADE METROPOLITAN PLANNING ORGANIZATION
TRANSPORTATION IMPROVEMENT PROGRAM
PRIMARY STATE HIGHWAYS AND INTERMODAL



HIGHWAYS

MPO Project Num: **DT4365401**
LRTP Ref.: **C-9**
County: **MIAMI-DADE**
Roadway ID:
Lanes Exist:
Lanes Improved:
Lanes Added:
Project Length: **.017**
District: **06**

Project Description: **SR 5/US-1 OVER CORAL GABLES CANAL
BRIDGE # 870019**

Type of Work: **BRIDGE - PAINTING**

SIS or Non-SIS: **No**

Extra Description:

		Proposed Funding (in \$000s)							
PHASE :	Funding Source	<2016	2015 - 2016	2016 - 2017	2017 - 2018	2018 - 2019	2019 - 2020	>2020	All Years
PRELIMINARY ENGINEERING	DIH	0	7	0	0	0	0	0	7
PRELIMINARY ENGINEERING	BRRP	0	40	0	0	0	0	0	40
	Total	0	47	0	0	0	0	0	47
CONSTRUCTION	DIH	0	0	0	0	11	0	0	11
CONSTRUCTION	BRRP	0	0	0	0	398	0	0	398
	Total	0	0	0	0	409	0	0	409

RESPONSIBLE AGENCY: Florida Department of Transportation District 6

Item Segment TOTAL ALL Years ALL Phases: **456**

Item Number: 436540

Item TOTAL ALL Years ALL Phases All Segments: **456**

MIAMI-DADE METROPOLITAN PLANNING ORGANIZATION
TRANSPORTATION IMPROVEMENT PROGRAM
PRIMARY STATE HIGHWAYS AND INTERMODAL



HIGHWAYS

MPO Project Num: **DT4365651**
 LRTP Ref.: 6-32
 County: MIAMI-DADE
 Roadway ID:
 Lanes Exist:
 Lanes Improved:
 Lanes Added:
 Project Length: 2.723
 District: 06

Project Description: **SR 25/OKEECHOBEE RD. & SR
826/PALMETTO EXPRESSWAY (VARIOUS
RAMPS)**

Type of Work: **PD&E/EMO STUDY**

SIS or Non-SIS: **Yes**

Extra Description:

		Proposed Funding (in \$000s)							
PHASE :	Funding Source	<2016	2015 - 2016	2016 - 2017	2017 - 2018	2018 - 2019	2019 - 2020	>2020	All Years
P D & E	DDR	0	1,500	0	0	0	0	0	1,500
P D & E	DIH	0	40	0	0	0	0	0	40
	Total	0	1,540	0	0	0	0	0	1,540
RIGHT OF WAY	DI	0	0	0	0	0	0	3,800	3,800
	Total	0	0	0	0	0	0	3,800	3,800

RESPONSIBLE AGENCY: Florida Department of Transportation District 6

Item Segment TOTAL ALL Years ALL Phases: 5,340

Item Number: 436565

Item TOTAL ALL Years ALL Phases All Segments: 5,340

MIAMI-DADE METROPOLITAN PLANNING ORGANIZATION
TRANSPORTATION IMPROVEMENT PROGRAM
PRIMARY STATE HIGHWAYS AND INTERMODAL



HIGHWAYS

MPO Project Num: **DT4366031**
 LRTP Ref.: 6-54
 County: **MIAMI-DADE**
 Roadway ID:
 Lanes Exist:
 Lanes Improved:
 Lanes Added:
 Project Length: .000
 District: 06

Project Description: **SAFE RTS. TO SCHOOL**

**WALK SAFE EDUCATIONAL
COMPONENT &
DISSEMINATION**

Type of Work: **PEDESTRIAN SAFETY IMPROVEMENT**

SIS or Non-SIS: **No**

Extra Description:

		Proposed Funding (in \$000s)							
PHASE :	Funding Source	<2016	2015 - 2016	2016 - 2017	2017 - 2018	2018 - 2019	2019 - 2020	>2020	All Years
PLANNING	LF	0	75	0	0	0	0	0	75
PLANNING	SA	0	5	0	0	0	0	0	5
PLANNING	TALU	0	640	0	0	0	0	0	640
	Total	0	720	0	0	0	0	0	720

RESPONSIBLE AGENCY: **Miami-Dade County**

Item Segment TOTAL ALL Years ALL Phases: 720

Item Number: 436603

Item TOTAL ALL Years ALL Phases All Segments: 720

MIAMI-DADE METROPOLITAN PLANNING ORGANIZATION
TRANSPORTATION IMPROVEMENT PROGRAM
PRIMARY STATE HIGHWAYS AND INTERMODAL



HIGHWAYS

MPO Project Num: **DT4366071**
 LRTP Ref.: 6-4
 County: **MIAMI-DADE**
 Roadway ID:
 Lanes Exist:
 Lanes Improved:
 Lanes Added:
 Project Length: .000
 District: 06

Project Description: **CITY OF MIAMI SPRINGS - RETROFITTING
SIDEWALKS FOR ADA COMPLIANCE**

Type of Work: **PEDESTRIAN SAFETY IMPROVEMENT** SIS or Non-SIS: **No**

Extra Description:

		Proposed Funding (in \$000s)							
PHASE :	Funding Source	<2016	2015 - 2016	2016 - 2017	2017 - 2018	2018 - 2019	2019 - 2020	>2020	All Years
CONSTRUCTION	LF	0	211	0	0	0	0	0	211
CONSTRUCTION	SA	0	5	0	0	0	0	0	5
CONSTRUCTION	TALT	0	886	0	0	0	0	0	886
	Total	0	1,102	0	0	0	0	0	1,102

RESPONSIBLE AGENCY: Florida Department of Transportation District 6

Item Segment TOTAL ALL Years ALL Phases: 1,102

Item Number: 436607

Item TOTAL ALL Years ALL Phases All Segments: 1,102

MIAMI-DADE METROPOLITAN PLANNING ORGANIZATION
TRANSPORTATION IMPROVEMENT PROGRAM
PRIMARY STATE HIGHWAYS AND INTERMODAL



HIGHWAYS

MPO Project Num: **DT4366091**
 LRTP Ref.: C-9
 County: MIAMI-DADE
 Roadway ID:
 Lanes Exist:
 Lanes Improved:
 Lanes Added:
 Project Length: .000
 District: 06

Project Description: **CITY OF MIAMI - METROMOVER STATION
ACCESS IMPROVEMENTS**

Type of Work: **SIDEWALK**

SIS or Non-SIS: **No**

Extra Description:

		Proposed Funding (in \$000s)							
PHASE :	Funding Source	<2016	2015 - 2016	2016 - 2017	2017 - 2018	2018 - 2019	2019 - 2020	>2020	All Years
PRELIMINARY ENGINEERING	LF	0	75	0	0	0	0	0	75
	Total	0	75	0	0	0	0	0	75
CONSTRUCTION	LF	0	0	0	25	0	0	0	25
CONSTRUCTION	SA	0	0	0	5	0	0	0	5
CONSTRUCTION	TALU	0	0	0	362	0	0	0	362
	Total	0	0	0	392	0	0	0	392

RESPONSIBLE AGENCY: Florida Department of Transportation District 6

Item Segment TOTAL ALL Years ALL Phases: 467

Item Number: 436609

Item TOTAL ALL Years ALL Phases All Segments: 467

MIAMI-DADE METROPOLITAN PLANNING ORGANIZATION
TRANSPORTATION IMPROVEMENT PROGRAM
PRIMARY STATE HIGHWAYS AND INTERMODAL



HIGHWAYS

MPO Project Num: **DT4366111**
 LRTP Ref.: **NA**
 County: **MIAMI-DADE**
 Roadway ID:
 Lanes Exist:
 Lanes Improved:
 Lanes Added:
 Project Length: **.000**
 District: **06**

Project Description: **VILLAGE OF VIRGINIA GARDENS - 40TH STREET SIDEWALK AND ADA IMPROVEMENT**

Type of Work: **SIDEWALK**

SIS or Non-SIS: **No**

Extra Description:

		Proposed Funding (in \$000s)							
PHASE :	Funding Source	<2016	2015 - 2016	2016 - 2017	2017 - 2018	2018 - 2019	2019 - 2020	>2020	All Years
CONSTRUCTION	TALU	0	461	0	0	0	0	0	461
CONSTRUCTION	SA	0	5	0	0	0	0	0	5
CONSTRUCTION	LF	0	136	0	0	0	0	0	136
	Total	0	602	0	0	0	0	0	602

RESPONSIBLE AGENCY: **Village of Virginia Gardens**

Item Segment TOTAL ALL Years ALL Phases: **602**

Item Number: **436611**

Item TOTAL ALL Years ALL Phases All Segments: **602**

MIAMI-DADE METROPOLITAN PLANNING ORGANIZATION
TRANSPORTATION IMPROVEMENT PROGRAM
PRIMARY STATE HIGHWAYS AND INTERMODAL



HIGHWAYS

MPO Project Num: **DT4366181**
 LRTP Ref.: **6-4**
 County: **MIAMI-DADE**
 Roadway ID:
 Lanes Exist:
 Lanes Improved:
 Lanes Added:
 Project Length: **.000**
 District: **06**

Project Description: **TOWN OF MIAMI LAKES - SIDEWALK IMPROVEMENTS**

Type of Work: **BIKE LANE/SIDEWALK**

SIS or Non-SIS: **No**

Extra Description:

		Proposed Funding (in \$000s)							
PHASE :	Funding Source	<2016	2015 - 2016	2016 - 2017	2017 - 2018	2018 - 2019	2019 - 2020	>2020	All Years
CONSTRUCTION	TALU	0	0	0	0	600	0	0	600
CONSTRUCTION	SA	0	0	0	0	5	0	0	5
CONSTRUCTION	LF	0	0	0	0	182	0	0	182
	Total	0	0	0	0	787	0	0	787

RESPONSIBLE AGENCY: **Town of Miami Lakes**

Item Segment TOTAL ALL Years ALL Phases: **787**

Item Number: **436618**

Item TOTAL ALL Years ALL Phases All Segments: **787**

MIAMI-DADE METROPOLITAN PLANNING ORGANIZATION
TRANSPORTATION IMPROVEMENT PROGRAM
PRIMARY STATE HIGHWAYS AND INTERMODAL



HIGHWAYS

MPO Project Num: **DT4366241**
LRTP Ref.: **NA**
County: **MIAMI-DADE**
Roadway ID:
Lanes Exist:
Lanes Improved:
Lanes Added:
Project Length: **5.548**
District: **06**

Project Description: **SR 922/NE 125 STREET - DOWNTOWN
NORTH MIAMI PEDESTRIAN
ENHANCEMENT**

Type of Work: **SIDEWALK**

SIS or Non-SIS: **No**

Extra Description:

		Proposed Funding (in \$000s)							
PHASE :	Funding Source	<2016	2015 - 2016	2016 - 2017	2017 - 2018	2018 - 2019	2019 - 2020	>2020	All Years
PRELIMINARY ENGINEERING	LF	0	0	25	0	0	0	0	25
	Total	0	0	25	0	0	0	0	25
CONSTRUCTION	TALT	0	0	0	0	0	772	0	772
CONSTRUCTION	SA	0	0	0	0	0	5	0	5
CONSTRUCTION	LF	0	0	0	0	0	113	0	113
	Total	0	0	0	0	0	890	0	890

RESPONSIBLE AGENCY: **City of North Miami**

Item Segment TOTAL ALL Years ALL Phases: **915**

Item Number: **436624**

Item TOTAL ALL Years ALL Phases All Segments: **915**

MIAMI-DADE METROPOLITAN PLANNING ORGANIZATION
TRANSPORTATION IMPROVEMENT PROGRAM
PRIMARY STATE HIGHWAYS AND INTERMODAL



HIGHWAYS

MPO Project Num: **DT4366251**
 LRTP Ref.: **6-4**
 County: **MIAMI-DADE**
 Roadway ID:
 Lanes Exist:
 Lanes Improved:
 Lanes Added:
 Project Length: **.000**
 District: **06**

Project Description: **CITY OF AVENTURA - COUNTRY CLUB
 DRIVE PEDESTRIAN SAFETY
 IMPROVEMENTS**

Type of Work: **PEDESTRIAN SAFETY IMPROVEMENT** SIS or Non-SIS: **No**

Extra Description:

		Proposed Funding (in \$000s)							
PHASE :	Funding Source	<2016	2015 - 2016	2016 - 2017	2017 - 2018	2018 - 2019	2019 - 2020	>2020	All Years
CONSTRUCTION	SA	0	0	0	0	5	0	0	5
CONSTRUCTION	TALU	0	0	0	0	475	0	0	475
CONSTRUCTION	TALT	0	0	0	0	15	0	0	15
	Total	0	0	0	0	495	0	0	495

RESPONSIBLE AGENCY: Florida Department of Transportation District 6

Item Segment TOTAL ALL Years ALL Phases: **495**

Item Number: 436625

Item TOTAL ALL Years ALL Phases All Segments: **495**

MIAMI-DADE METROPOLITAN PLANNING ORGANIZATION
TRANSPORTATION IMPROVEMENT PROGRAM
PRIMARY STATE HIGHWAYS AND INTERMODAL



HIGHWAYS

MPO Project Num: **DT4367361**
LRTP Ref.: 6-4
County: MIAMI-DADE
Roadway ID:
Lanes Exist:
Lanes Improved:
Lanes Added:
Project Length: .000
District: 06

Project Description: **CITY OF HIALEAH - WEST 4TH AVE
SIDEWALK & GUARDRAIL
IMPROVEMENTS**

Type of Work: **BIKE LANE/SIDEWALK**

SIS or Non-SIS: **No**

Extra Description:

		Proposed Funding (in \$000s)							
PHASE :	Funding Source	<2016	2015 - 2016	2016 - 2017	2017 - 2018	2018 - 2019	2019 - 2020	>2020	All Years
PRELIMINARY ENGINEERING	SA	0	5	0	0	0	0	0	5
PRELIMINARY ENGINEERING	TALT	0	82	0	0	0	0	0	82
	Total	0	87	0	0	0	0	0	87
CONSTRUCTION	TALT	0	0	0	0	905	0	0	905
CONSTRUCTION	SA	0	0	0	0	5	0	0	5
	Total	0	0	0	0	910	0	0	910

RESPONSIBLE AGENCY: Florida Department of Transportation District 6

Item Segment TOTAL ALL Years ALL Phases: 997

Item Number: 436736

Item TOTAL ALL Years ALL Phases All Segments: 997

MIAMI-DADE METROPOLITAN PLANNING ORGANIZATION
TRANSPORTATION IMPROVEMENT PROGRAM
PRIMARY STATE HIGHWAYS AND INTERMODAL



HIGHWAYS

MPO Project Num: **DT4367481**
 LRTP Ref.: **6-4**
 County: **MIAMI-DADE**
 Roadway ID:
 Lanes Exist:
 Lanes Improved:
 Lanes Added:
 Project Length: **.000**
 District: **06**

Project Description: **CITY OF MIAMI BEACH - PEDESTRIAN
AND BICYCLE PATHWAY**

Type of Work: **BIKE PATH/TRAIL**

SIS or Non-SIS: **No**

Extra Description:

		Proposed Funding (in \$000s)							
PHASE :	Funding Source	<2016	2015 - 2016	2016 - 2017	2017 - 2018	2018 - 2019	2019 - 2020	>2020	All Years
CONSTRUCTION	LF	0	0	0	0	12,000	0	0	12,000
CONSTRUCTION	TALU	0	0	0	0	703	0	0	703
CONSTRUCTION	TALT	0	0	0	0	297	0	0	297
CONSTRUCTION	SA	0	0	0	0	5	0	0	5
	Total	0	0	0	0	13,005	0	0	13,005

RESPONSIBLE AGENCY: Florida Department of Transportation District 6

Item Segment TOTAL ALL Years ALL Phases: **13,005**

Item Number: 436748

Item TOTAL ALL Years ALL Phases All Segments: **13,005**

MIAMI-DADE METROPOLITAN PLANNING ORGANIZATION
TRANSPORTATION IMPROVEMENT PROGRAM
PRIMARY STATE HIGHWAYS AND INTERMODAL



HIGHWAYS

MPO Project Num: **DT4367541**
 LRTP Ref.: 6-54
 County: **MIAMI-DADE**
 Roadway ID:
 Lanes Exist:
 Lanes Improved:
 Lanes Added:
 Project Length: .000
 District: 06

Project Description: **SNAKE CREEK TRAIL UNDERPASS
PRELIMINARY ENGINEERING STUDY**

Type of Work: **PEDESTRIAN/WILDLIFE UNDERPASS** SIS or Non-SIS: **No**

Extra Description:

		Proposed Funding (in \$000s)							
PHASE :	Funding Source	<2016	2015 - 2016	2016 - 2017	2017 - 2018	2018 - 2019	2019 - 2020	>2020	All Years
P D & E	TALT	0	0	0	0	0	300	0	300
P D & E	SA	0	0	0	0	0	5	0	5
	Total	0	0	0	0	0	305	0	305

RESPONSIBLE AGENCY: **Miami-Dade County Parks & Recreation**

Item Segment TOTAL ALL Years ALL Phases: 305

Item Number: 436754

Item TOTAL ALL Years ALL Phases All Segments: 305

MIAMI-DADE METROPOLITAN PLANNING ORGANIZATION
TRANSPORTATION IMPROVEMENT PROGRAM
PRIMARY STATE HIGHWAYS AND INTERMODAL



HIGHWAYS

MPO Project Num: **DT4367801**
LRTP Ref.: 6-4
County: MIAMI-DADE
Roadway ID:
Lanes Exist:
Lanes Improved:
Lanes Added:
Project Length: .036
District: 06

Project Description: **SR 25 / NW 36TH STREET**

**RAILROAD SAFETY
IMPROVEMENT**

@ RAILROAD XING #628377P

Type of Work: **RAIL SAFETY PROJECT**

SIS or Non-SIS: **Yes**

Extra Description:

		Proposed Funding (in \$000s)							
PHASE :	Funding Source	<2016	2015 - 2016	2016 - 2017	2017 - 2018	2018 - 2019	2019 - 2020	>2020	All Years
RAILROAD & UTILITIES	RHP	0	236	0	0	0	0	0	236
	Total	0	236	0	0	0	0	0	236

RESPONSIBLE AGENCY: So. Florida Regional Transportation Authority

Item Segment TOTAL ALL Years ALL Phases: 236

Item Number: 436780

Item TOTAL ALL Years ALL Phases All Segments: 236

MPO Project Num: **DT4367811**
LRTP Ref.: 6-4
County: MIAMI-DADE
Roadway ID:
Lanes Exist:
Lanes Improved:
Lanes Added:
Project Length: .000
District: 06

Project Description: **NW 89TH AVENUE FEC RAILROAD
CROSSING #272763L**

Type of Work: **RAIL SAFETY PROJECT**

SIS or Non-SIS: **No**

Extra Description:

		Proposed Funding (in \$000s)							
PHASE :	Funding Source	<2016	2015 - 2016	2016 - 2017	2017 - 2018	2018 - 2019	2019 - 2020	>2020	All Years
RAILROAD & UTILITIES	RHP	0	271	0	0	0	0	0	271
	Total	0	271	0	0	0	0	0	271

RESPONSIBLE AGENCY: Florida Department of Transportation District 6

Item Segment TOTAL ALL Years ALL Phases: 271

Item Number: 436781

Item TOTAL ALL Years ALL Phases All Segments: 271

MIAMI-DADE METROPOLITAN PLANNING ORGANIZATION
TRANSPORTATION IMPROVEMENT PROGRAM
PRIMARY STATE HIGHWAYS AND INTERMODAL



HIGHWAYS

MPO Project Num: **DT4367921**
LRTP Ref.: C-9
County: MIAMI-DADE
Roadway ID:
Lanes Exist:
Lanes Improved:
Lanes Added:
Project Length: .000
District: 06

Project Description: **WEST 1ST AVENUE**

**RAILROAD SAFETY
IMPROVEMENT**

@ RAILROAD XING #272743A

Type of Work: **RAIL SAFETY PROJECT**

SIS or Non-SIS: **No**

Extra Description:

		Proposed Funding (in \$000s)							
PHASE :	Funding Source	<2016	2015 - 2016	2016 - 2017	2017 - 2018	2018 - 2019	2019 - 2020	>2020	All Years
RAILROAD & UTILITIES	RHP	0	283	0	0	0	0	0	283
	Total	0	283	0	0	0	0	0	283

RESPONSIBLE AGENCY: FEC

Item Segment TOTAL ALL Years ALL Phases: 283

Item Number: 436792

Item TOTAL ALL Years ALL Phases All Segments: 283

MPO Project Num: **DT4367931**
LRTP Ref.: 6-4
County: MIAMI-DADE
Roadway ID:
Lanes Exist:
Lanes Improved:
Lanes Added:
Project Length: .036
District: 06

Project Description: **NW 62ND STREET**

**RAILROAD SAFETY
IMPROVEMENT**

@ RAILROAD XING #628343V

Type of Work: **RAIL SAFETY PROJECT**

SIS or Non-SIS: **Yes**

Extra Description:

		Proposed Funding (in \$000s)							
PHASE :	Funding Source	<2016	2015 - 2016	2016 - 2017	2017 - 2018	2018 - 2019	2019 - 2020	>2020	All Years
RAILROAD & UTILITIES	RHP	0	197	0	0	0	0	0	197
	Total	0	197	0	0	0	0	0	197

RESPONSIBLE AGENCY: So. Florida Regional Transportation Authority

Item Segment TOTAL ALL Years ALL Phases: 197

Item Number: 436793

Item TOTAL ALL Years ALL Phases All Segments: 197

MIAMI-DADE METROPOLITAN PLANNING ORGANIZATION
TRANSPORTATION IMPROVEMENT PROGRAM
PRIMARY STATE HIGHWAYS AND INTERMODAL



HIGHWAYS

MPO Project Num: **DT4368771**
 LRTP Ref.: 6-12
 County: **MIAMI-DADE**
 Roadway ID:
 Lanes Exist:
 Lanes Improved:
 Lanes Added:
 Project Length: .000
 District: 06

Project Description: **SR 997/KROME AVENUE**

FROM SR 5/US-1

**TO SR 25/OKEECHOBEE ROAD
(FHP)**

Type of Work: **TRAFFIC OPS IMPROVEMENT**

SIS or Non-SIS: **No**

Extra Description:

		Proposed Funding (in \$000s)							
PHASE :	Funding Source	<2016	2015 - 2016	2016 - 2017	2017 - 2018	2018 - 2019	2019 - 2020	>2020	All Years
CONSTRUCTION	DS	450	670	670	670	462	254	0	3,176
	Total	450	670	670	670	462	254	0	3,176

RESPONSIBLE AGENCY: Florida Department of Transportation District 6

Item Segment TOTAL ALL Years ALL Phases: 3,176

Item Number: 436877

Item TOTAL ALL Years ALL Phases All Segments: 3,176

MIAMI-DADE METROPOLITAN PLANNING ORGANIZATION
TRANSPORTATION IMPROVEMENT PROGRAM
PRIMARY STATE HIGHWAYS AND INTERMODAL



HIGHWAYS

MPO Project Num: **DT4369331**
LRTP Ref.: **C-9**
County: **MIAMI-DADE**
Roadway ID:
Lanes Exist:
Lanes Improved:
Lanes Added:
Project Length: **1.549**
District: **06**

Project Description: **SR 934/NW 81 STREET**

FROM NW 13 COURT

TO MIAMI AVENUE

Type of Work: **LANDSCAPING**

SIS or Non-SIS: **No**

Extra Description:

		Proposed Funding (in \$000s)							
PHASE :	Funding Source	<2016	2015 - 2016	2016 - 2017	2017 - 2018	2018 - 2019	2019 - 2020	>2020	All Years
PRELIMINARY ENGINEERING	DS	36	0	0	0	0	0	0	36
PRELIMINARY ENGINEERING	DIH	10	0	0	0	0	0	0	10
	Total	46	0	0	0	0	0	0	46
CONSTRUCTION	DDR	0	92	37	0	0	0	0	129
CONSTRUCTION	DIH	0	15	0	0	0	0	0	15
	Total	0	107	37	0	0	0	0	144

RESPONSIBLE AGENCY: Florida Department of Transportation District 6

Item Segment TOTAL ALL Years ALL Phases: **190**

Item Number: 436933

Item TOTAL ALL Years ALL Phases All Segments: **190**

MIAMI-DADE METROPOLITAN PLANNING ORGANIZATION
TRANSPORTATION IMPROVEMENT PROGRAM
PRIMARY STATE HIGHWAYS AND INTERMODAL



HIGHWAYS

MPO Project Num: **DT4369391**
 LRTP Ref.: 6-50
 County: MIAMI-DADE
 Roadway ID:
 Lanes Exist:
 Lanes Improved:
 Lanes Added:
 Project Length: .000
 District: 06

Project Description: **SAFE RTS. TO SCHOOL**

**CUTLER BAY ACADEMY OF
ADVANCE STUDIES**

Type of Work: **PEDESTRIAN SAFETY IMPROVEMENT**

SIS or Non-SIS: **No**

Extra Description:

		Proposed Funding (in \$000s)							
PHASE :	Funding Source	<2016	2015 - 2016	2016 - 2017	2017 - 2018	2018 - 2019	2019 - 2020	>2020	All Years
PRELIMINARY ENGINEERING	SA	0	5	0	0	0	0	0	5
PRELIMINARY ENGINEERING	TALT	0	55	0	0	0	0	0	55
	Total	0	60	0	0	0	0	0	60
CONSTRUCTION	SA	0	0	5	0	0	0	0	5
CONSTRUCTION	TALU	0	0	353	0	0	0	0	353
	Total	0	0	358	0	0	0	0	358

RESPONSIBLE AGENCY: **Town of Cutler Bay**

Item Segment TOTAL ALL Years ALL Phases: **418**

Item Number: 436939

Item TOTAL ALL Years ALL Phases All Segments: **418**

MIAMI-DADE METROPOLITAN PLANNING ORGANIZATION
TRANSPORTATION IMPROVEMENT PROGRAM
PRIMARY STATE HIGHWAYS AND INTERMODAL



HIGHWAYS

MPO Project Num: **DT4369401**
 LRTP Ref.: 6-50
 County: MIAMI-DADE
 Roadway ID:
 Lanes Exist:
 Lanes Improved:
 Lanes Added:
 Project Length: .000
 District: 06

Project Description: **SAFE RTS. TO SCHOOL**

**CITRUS
GROVE; FAIRLAWN; SHENAND
OAH; SILVER BLUFF ELEM**

Type of Work: **PEDESTRIAN SAFETY IMPROVEMENT**

SIS or Non-SIS: **No**

Extra Description:

		Proposed Funding (in \$000s)							
PHASE :	Funding Source	<2016	2015 - 2016	2016 - 2017	2017 - 2018	2018 - 2019	2019 - 2020	>2020	All Years
PRELIMINARY ENGINEERING	SA	0	0	5	0	0	0	0	5
PRELIMINARY ENGINEERING	TALT	0	0	76	0	0	0	0	76
	Total	0	0	81	0	0	0	0	81
CONSTRUCTION	SA	0	0	0	5	0	0	0	5
CONSTRUCTION	TALU	0	0	0	514	0	0	0	514
	Total	0	0	0	519	0	0	0	519

RESPONSIBLE AGENCY: Miami-Dade County Public Works

Item Segment TOTAL ALL Years ALL Phases: 600

Item Number: 436940

Item TOTAL ALL Years ALL Phases All Segments: 600

MIAMI-DADE METROPOLITAN PLANNING ORGANIZATION
TRANSPORTATION IMPROVEMENT PROGRAM
PRIMARY STATE HIGHWAYS AND INTERMODAL



HIGHWAYS

MPO Project Num: **DT4369411**
LRTP Ref.: 6-50
County: **MIAMI-DADE**
Roadway ID:
Lanes Exist:
Lanes Improved:
Lanes Added:
Project Length: .000
District: 06

Project Description: **SAFE RTS. TO SCHOOL**

**JMS BRIGHT/JW
JHNSN;MORNINGSDE;NATHN
YNG;SUNY ISLE**

Type of Work: **PEDESTRIAN SAFETY IMPROVEMENT**

SIS or Non-SIS: **No**

Extra Description:

		Proposed Funding (in \$000s)							
PHASE :	Funding Source	<2016	2015 - 2016	2016 - 2017	2017 - 2018	2018 - 2019	2019 - 2020	>2020	All Years
PRELIMINARY ENGINEERING	TALT	0	0	55	0	0	0	0	55
PRELIMINARY ENGINEERING	SA	0	0	5	0	0	0	0	5
	Total	0	0	60	0	0	0	0	60
CONSTRUCTION	TALU	0	0	0	336	0	0	0	336
CONSTRUCTION	SA	0	0	0	44	0	0	0	44
	Total	0	0	0	380	0	0	0	380

RESPONSIBLE AGENCY: **Miami-Dade County Public Works**

Item Segment TOTAL ALL Years ALL Phases: **440**

Item Number: 436941

Item TOTAL ALL Years ALL Phases All Segments: **440**

MIAMI-DADE METROPOLITAN PLANNING ORGANIZATION
TRANSPORTATION IMPROVEMENT PROGRAM
PRIMARY STATE HIGHWAYS AND INTERMODAL



HIGHWAYS

MPO Project Num: **DT4370481**
LRTP Ref.: C-9
County: DIST/ST-WIDE
Roadway ID:
Lanes Exist:
Lanes Improved:
Lanes Added:
Project Length: .000
District: 06

Project Description: **PILOT PROJECT FOR WETLAND MITIGATION**

Type of Work: **ENVIRONMENTAL TEST/MITIGATE**

SIS or Non-SIS: **No**

Extra Description:

		Proposed Funding (in \$000s)							
PHASE :	Funding Source	<2016	2015 - 2016	2016 - 2017	2017 - 2018	2018 - 2019	2019 - 2020	>2020	All Years
PRELIMINARY ENGINEERING	D	0	0	10	0	0	0	0	10
PRELIMINARY ENGINEERING	DEM	0	0	200	0	0	0	0	200
	Total	0	0	210	0	0	0	0	210

RESPONSIBLE AGENCY: Florida Department of Transportation District 6

Item Segment TOTAL ALL Years ALL Phases: 210

Item Number: 437048

Item TOTAL ALL Years ALL Phases All Segments: 210

Yearly Totals	3,964,310	601,227	728,305	646,403	370,026	349,931	2,432,536	9,092,738
HIGHWAYS		Totals			5 Year TIP Total			2,695,892

MIAMI-DADE METROPOLITAN PLANNING ORGANIZATION
TRANSPORTATION IMPROVEMENT PROGRAM
PRIMARY STATE HIGHWAYS AND INTERMODAL



MAINTENANCE

MPO Project Num: **DT2501134**
LRTP Ref.: C-9
County: MIAMI-DADE
Roadway ID: 87260000
Lanes Exist: 6
Lanes Improved: 0
Lanes Added: 0
Project Length: 24.708
District: 06

Project Description: **SERVICE PATROLS**

Type of Work: **SERVICE PATROL/FHP**

SIS or Non-SIS: **Yes**

Extra Description:

		Proposed Funding (in \$000s)							
PHASE :	Funding Source	<2016	2015 - 2016	2016 - 2017	2017 - 2018	2018 - 2019	2019 - 2020	>2020	All Years
BRDG/RDWY/CONTRACT MAI	DDR	3,205	1,813	2,054	1,532	0	0	0	8,604
	Total	3,205	1,813	2,054	1,532	0	0	0	8,604
PRELIMINARY ENGINEERING	DIH	42	0	0	0	0	0	0	42
	Total	42	0	0	0	0	0	0	42

RESPONSIBLE AGENCY: Florida Department of Transportation District 6

Item Segment TOTAL ALL Years ALL Phases: 8,646

Item Number: 250113

Item TOTAL ALL Years ALL Phases All Segments: 13,557

MIAMI-DADE METROPOLITAN PLANNING ORGANIZATION
TRANSPORTATION IMPROVEMENT PROGRAM
PRIMARY STATE HIGHWAYS AND INTERMODAL



MAINTENANCE

MPO Project Num: **DT2501135**
 LRTP Ref.: C-9
 County: MIAMI-DADE
 Roadway ID:
 Lanes Exist: 0
 Lanes Improved: 0
 Lanes Added: 0
 Project Length: .000
 District: 06

Project Description: **SERVICE PATROLS**

Type of Work: **SERVICE PATROL/FHP**

SIS or Non-SIS: **No**

Extra Description:

		Proposed Funding (in \$000s)							
PHASE :	Funding Source	<2016	2015 - 2016	2016 - 2017	2017 - 2018	2018 - 2019	2019 - 2020	>2020	All Years
BRDG/RDWY/CONTRACT MAI	DDR	0	0	0	0	1,665	1,652	0	3,317
	Total	0	0	0	0	1,665	1,652	0	3,317

RESPONSIBLE AGENCY: Florida Department of Transportation District 6

Item Segment TOTAL ALL Years ALL Phases: 3,317

Item Number: 250113

Item TOTAL ALL Years ALL Phases All Segments: 13,557

MIAMI-DADE METROPOLITAN PLANNING ORGANIZATION
TRANSPORTATION IMPROVEMENT PROGRAM
PRIMARY STATE HIGHWAYS AND INTERMODAL



MAINTENANCE

MPO Project Num: **DT2507822**
LRTP Ref.: **C-9**
County: **DIST/ST-WIDE**
Roadway ID:
Lanes Exist: **0**
Lanes Improved: **0**
Lanes Added: **0**
Project Length: **.000**
District: **06**

Project Description: **DISTRICTWIDE/LOAD RT COMPLEX
STRUCTURE LOAD RATING**

Type of Work: **TRAFFIC ENGINEERING STUDY**

SIS or Non-SIS: **No**

Extra Description:

PHASE :	Funding Source	Proposed Funding (in \$000s)							
		<2016	2015 - 2016	2016 - 2017	2017 - 2018	2018 - 2019	2019 - 2020	>2020	All Years
BRDG/RDWY/CONTRACT MAI	ACSB	0	0	200	0	200	200	0	600
BRDG/RDWY/CONTRACT MAI	ACSB	0	200	0	0	0	0	0	200
BRDG/RDWY/CONTRACT MAI	BRAC	444	0	0	0	0	0	0	444
BRDG/RDWY/CONTRACT MAI	BRT	202	0	0	0	0	0	0	202
BRDG/RDWY/CONTRACT MAI	BRT	599	0	0	0	0	0	0	599
BRDG/RDWY/CONTRACT MAI	SABR	400	0	0	0	0	0	0	400
BRDG/RDWY/CONTRACT MAI	BRAC	625	0	0	0	0	0	0	625
Total		2,270	200	200	0	200	200	0	3,070

RESPONSIBLE AGENCY: Florida Department of Transportation District 6

Item Segment TOTAL ALL Years ALL Phases: **3,070**

Item Number: 250782

Item TOTAL ALL Years ALL Phases All Segments: **3,070**

MIAMI-DADE METROPOLITAN PLANNING ORGANIZATION
TRANSPORTATION IMPROVEMENT PROGRAM
PRIMARY STATE HIGHWAYS AND INTERMODAL



MAINTENANCE

MPO Project Num: **DT2511565**
LRTP Ref.: 6-19
County: MIAMI-DADE
Roadway ID: 87059000
Lanes Exist: 0
Lanes Improved: 0
Lanes Added: 0
Project Length: .496
District: 06

Project Description: **PORT OF MIAMI TUNNEL OVERSIGHT
CONSULTANT**

Type of Work: **INSPECT CONSTRUCTION PROJS.**

SIS or Non-SIS: **Yes**

Extra Description:

		Proposed Funding (in \$000s)							
PHASE :	Funding Source	<2016	2015 - 2016	2016 - 2017	2017 - 2018	2018 - 2019	2019 - 2020	>2020	All Years
BRDG/RDWY/CONTRACT MAI	DI	600	400	300	300	300	300	1,500	3,700
BRDG/RDWY/CONTRACT MAI	DIS	0	300	0	0	0	0	0	300
	Total	600	700	300	300	300	300	1,500	4,000
PRELIMINARY ENGINEERING	DI	134	0	0	0	0	0	0	134
	Total	134	0	0	0	0	0	0	134

RESPONSIBLE AGENCY: Florida Department of Transportation District 6

Item Segment TOTAL ALL Years ALL Phases: 4,134

Item Number: 251156

Item TOTAL ALL Years ALL Phases All Segments: 2,765,342

MIAMI-DADE METROPOLITAN PLANNING ORGANIZATION
TRANSPORTATION IMPROVEMENT PROGRAM
PRIMARY STATE HIGHWAYS AND INTERMODAL



MAINTENANCE

MPO Project Num: **DT4105731**
LRTP Ref.: **NA**
County: **DIST/ST-WIDE**
Roadway ID:
Lanes Exist: **0**
Lanes Improved: **0**
Lanes Added: **0**
Project Length: **.000**
District: **06**

Project Description: **M.E.I. MAINT/PERMIT INSPECTIONS**

Type of Work: **INSPECT CONSTRUCTION PROJS.** SIS or Non-SIS: **No**

Extra Description:

		Proposed Funding (in \$000s)							
PHASE :	Funding Source	<2016	2015 - 2016	2016 - 2017	2017 - 2018	2018 - 2019	2019 - 2020	>2020	All Years
BRDG/RDWY/CONTRACT MAI	DDR	372	0	0	0	0	0	0	372
	Total	372	0	0	0	0	0	0	372

RESPONSIBLE AGENCY: Florida Department of Transportation District 6

Item Segment TOTAL ALL Years ALL Phases: 372

Item Number: 410573 Item TOTAL ALL Years ALL Phases All Segments: 372

MPO Project Num: **DT4142221**
LRTP Ref.: **C-9**
County: **MIAMI-DADE**
Roadway ID:
Lanes Exist: **0**
Lanes Improved: **0**
Lanes Added: **0**
Project Length: **.000**
District: **06**

Project Description: **MIAMI-DADE COUNTYWDE LIGHTING**

Type of Work: **ROUTINE MAINTENANCE** SIS or Non-SIS: **No**

Extra Description:

		Proposed Funding (in \$000s)							
PHASE :	Funding Source	<2016	2015 - 2016	2016 - 2017	2017 - 2018	2018 - 2019	2019 - 2020	>2020	All Years
BRDG/RDWY/CONTRACT MAI	DDR	24,569	2,859	2,945	3,034	3,125	3,218	0	39,750
	Total	24,569	2,859	2,945	3,034	3,125	3,218	0	39,750

RESPONSIBLE AGENCY: Florida Department of Transportation District 6

Item Segment TOTAL ALL Years ALL Phases: 39,750

Item Number: 414222 Item TOTAL ALL Years ALL Phases All Segments: 39,750

MIAMI-DADE METROPOLITAN PLANNING ORGANIZATION
TRANSPORTATION IMPROVEMENT PROGRAM
PRIMARY STATE HIGHWAYS AND INTERMODAL



MAINTENANCE

MPO Project Num: **DT4229321**
LRTP Ref.: C-9
County: MIAMI-DADE
Roadway ID:
Lanes Exist: 0
Lanes Improved: 0
Lanes Added: 0
Project Length: .000
District: 06

Project Description: **SR A1A CITY OF MIAMI BEACH
ROADWAY LIGHTING MAINTENANCE**

Type of Work: **ROUTINE MAINTENANCE**

SIS or Non-SIS: **No**

Extra Description:

		Proposed Funding (in \$000s)							
PHASE :	Funding Source	<2016	2015 - 2016	2016 - 2017	2017 - 2018	2018 - 2019	2019 - 2020	>2020	All Years
BRDG/RDWY/CONTRACT MAI	DDR	1,040	168	173	178	183	189	0	1,931
	Total	1,040	168	173	178	183	189	0	1,931

RESPONSIBLE AGENCY: Florida Department of Transportation District 6

Item Segment TOTAL ALL Years ALL Phases: 1,931

Item Number: 422932

Item TOTAL ALL Years ALL Phases All Segments: 1,931

MPO Project Num: **DT4301152**
LRTP Ref.: NA
County: DIST/ST-WIDE
Roadway ID:
Lanes Exist:
Lanes Improved:
Lanes Added:
Project Length: .000
District: 06

Project Description: **LIGHTING REPAIR DISTRICTWIDE**

Type of Work: **ROUTINE MAINTENANCE**

SIS or Non-SIS: **No**

Extra Description:

		Proposed Funding (in \$000s)							
PHASE :	Funding Source	<2016	2015 - 2016	2016 - 2017	2017 - 2018	2018 - 2019	2019 - 2020	>2020	All Years
BRDG/RDWY/CONTRACT MAI	DDR	88	0	0	0	0	0	0	88
	Total	88	0	0	0	0	0	0	88

RESPONSIBLE AGENCY: Florida Department of Transportation District 6

Item Segment TOTAL ALL Years ALL Phases: 88

Item Number: 430115

Item TOTAL ALL Years ALL Phases All Segments: 88

MIAMI-DADE METROPOLITAN PLANNING ORGANIZATION
TRANSPORTATION IMPROVEMENT PROGRAM
PRIMARY STATE HIGHWAYS AND INTERMODAL



MAINTENANCE

MPO Project Num: **DT4329071**
LRTP Ref.: C-9
County: DIST/ST-WIDE
Roadway ID:
Lanes Exist: 0
Lanes Improved: 0
Lanes Added: 0
Project Length: .000
District: 06

Project Description: **DISTRICTWIDE LOCAL GOVERNMENT IN-DEPTH BRIDGE INSPECTION**

Type of Work: **BRIDGE OPERATIONS**

SIS or Non-SIS: **No**

Extra Description:

		Proposed Funding (in \$000s)							
PHASE :	Funding Source	<2016	2015 - 2016	2016 - 2017	2017 - 2018	2018 - 2019	2019 - 2020	>2020	All Years
BRDG/RDWY/CONTRACT MAI	ACBZ	0	600	0	660	0	700	0	1,960
	Total	0	600	0	660	0	700	0	1,960

RESPONSIBLE AGENCY: Florida Department of Transportation District 6

Item Segment TOTAL ALL Years ALL Phases: 1,960

Item Number: 432907

Item TOTAL ALL Years ALL Phases All Segments: 1,960

MPO Project Num: **DT4329081**
LRTP Ref.: C-9
County: DIST/ST-WIDE
Roadway ID:
Lanes Exist: 0
Lanes Improved: 0
Lanes Added: 0
Project Length: .000
District: 06

Project Description: **DISTRICTWIDE LOCAL GOVERNMENT IN-DEPTH BRIDGE INSPECTION**

Type of Work: **BRIDGE OPERATIONS**

SIS or Non-SIS: **No**

Extra Description:

		Proposed Funding (in \$000s)							
PHASE :	Funding Source	<2016	2015 - 2016	2016 - 2017	2017 - 2018	2018 - 2019	2019 - 2020	>2020	All Years
BRDG/RDWY/CONTRACT MAI	ACSB	0	1,459	0	1,805	0	1,565	0	4,829
	Total	0	1,459	0	1,805	0	1,565	0	4,829

RESPONSIBLE AGENCY: Florida Department of Transportation District 6

Item Segment TOTAL ALL Years ALL Phases: 4,829

Item Number: 432908

Item TOTAL ALL Years ALL Phases All Segments: 4,829

MIAMI-DADE METROPOLITAN PLANNING ORGANIZATION
TRANSPORTATION IMPROVEMENT PROGRAM
PRIMARY STATE HIGHWAYS AND INTERMODAL



MAINTENANCE

Yearly Totals	32,321	7,799	5,672	7,509	5,473	7,824	1,500	68,098
MAINTENANCE		Totals		5 Year TIP Total			34,277	

MIAMI-DADE METROPOLITAN PLANNING ORGANIZATION
TRANSPORTATION IMPROVEMENT PROGRAM
PRIMARY STATE HIGHWAYS AND INTERMODAL



MISCELLANEOUS

MPO Project Num: **DT2499432**
LRTP Ref.: **NA**
County: **MIAMI-DADE**
Roadway ID:
Lanes Exist: **0**
Lanes Improved: **0**
Lanes Added: **0**
Project Length: **.000**
District: **06**

Project Description: **DISTRICTWIDE CONTAMINATION
ASSESSMENT & REMEDIATION
CONSULTANT**

Type of Work: **ENVIRONMENTAL TEST/MITIGATE**

SIS or Non-SIS: **No**

Extra Description:

PHASE :	Funding Source	Proposed Funding (in \$000s)							
		<2016	2015 - 2016	2016 - 2017	2017 - 2018	2018 - 2019	2019 - 2020	>2020	All Years
PRELIMINARY ENGINEERING		104	0	0	0	0	0	0	104
Total		104	0	0	0	0	0	0	104

RESPONSIBLE AGENCY: Florida Department of Transportation District 6

Item Segment TOTAL ALL Years ALL Phases: **104**

Item Number: **249943**

Item TOTAL ALL Years ALL Phases All Segments: **9,808**

MPO Project Num: **DT2501151**
LRTP Ref.: **NA**
County: **MIAMI-DADE**
Roadway ID:
Lanes Exist: **0**
Lanes Improved: **0**
Lanes Added: **0**
Project Length: **.000**
District: **06**

Project Description: **ITS TECHNICAL CONSULTANT**

Type of Work: **TECHNICAL ASSISTANCE**

SIS or Non-SIS: **No**

Extra Description:

PHASE :	Funding Source	Proposed Funding (in \$000s)							
		<2016	2015 - 2016	2016 - 2017	2017 - 2018	2018 - 2019	2019 - 2020	>2020	All Years
PRELIMINARY ENGINEERING		5,116	0	0	0	0	0	0	5,116
Total		5,116	0	0	0	0	0	0	5,116

RESPONSIBLE AGENCY: Florida Department of Transportation District 6

Item Segment TOTAL ALL Years ALL Phases: **5,116**

Item Number: **250115**

Item TOTAL ALL Years ALL Phases All Segments: **40,712**

MIAMI-DADE METROPOLITAN PLANNING ORGANIZATION
TRANSPORTATION IMPROVEMENT PROGRAM
PRIMARY STATE HIGHWAYS AND INTERMODAL



MISCELLANEOUS

MPO Project Num: **DT2501152**
 LRTP Ref.: NA
 County: DIST/ST-WIDE
 Roadway ID:
 Lanes Exist: 0
 Lanes Improved: 0
 Lanes Added: 0
 Project Length: .000
 District: 06

Project Description: **ITS DISTRICTWIDE TECHNICAL
SUPPORT & PUBLIC INVOLVEMENT**

Type of Work: **TECHNICAL ASSISTANCE**

SIS or Non-SIS: **No**

Extra Description:

		Proposed Funding (in \$000s)							
PHASE :	Funding Source	<2016	2015 - 2016	2016 - 2017	2017 - 2018	2018 - 2019	2019 - 2020	>2020	All Years
	PRELIMINARY ENGINEERING	1,649	0	0	0	0	0	0	1,649
	Total	1,649	0	0	0	0	0	0	1,649

RESPONSIBLE AGENCY: Florida Department of Transportation District 6

Item Segment TOTAL ALL Years ALL Phases: 1,649

Item Number: 250115

Item TOTAL ALL Years ALL Phases All Segments: 40,712

MIAMI-DADE METROPOLITAN PLANNING ORGANIZATION
TRANSPORTATION IMPROVEMENT PROGRAM
PRIMARY STATE HIGHWAYS AND INTERMODAL



MISCELLANEOUS

MPO Project Num: **DT2501153**
 LRTP Ref.: C-9
 County: DIST/ST-WIDE
 Roadway ID:
 Lanes Exist: 0
 Lanes Improved: 0
 Lanes Added: 0
 Project Length: .000
 District: 06

Project Description: **ITS PROGRAM OPERATIONS
CONSULTANT CONTRACTS**

Type of Work: **TRAFFIC MANAGEMENT CENTERS** SIS or Non-SIS: **No**

Extra Description:

		Proposed Funding (in \$000s)							
PHASE :	Funding Source	<2016	2015 - 2016	2016 - 2017	2017 - 2018	2018 - 2019	2019 - 2020	>2020	All Years
PRELIMINARY ENGINEERING	DIH	964	60	0	0	0	0	0	1,024
PRELIMINARY ENGINEERING	DS	20,605	824	0	0	0	0	0	21,429
	Total	21,570	884	0	0	0	0	0	22,454

RESPONSIBLE AGENCY: Florida Department of Transportation District 6

Item Segment TOTAL ALL Years ALL Phases: 22,454

Item Number: 250115

Item TOTAL ALL Years ALL Phases All Segments: 40,712

MIAMI-DADE METROPOLITAN PLANNING ORGANIZATION
TRANSPORTATION IMPROVEMENT PROGRAM
PRIMARY STATE HIGHWAYS AND INTERMODAL



MISCELLANEOUS

MPO Project Num: **DT2501154**
 LRTP Ref.: C-9
 County: MIAMI-DADE
 Roadway ID:
 Lanes Exist: 0
 Lanes Improved: 0
 Lanes Added: 0
 Project Length: .000
 District: 06

Project Description: **ITS TECHNICAL CONSULTANT**

Type of Work: **TECHNICAL ASSISTANCE**

SIS or Non-SIS: **No**

Extra Description:

		Proposed Funding (in \$000s)							
PHASE :	Funding Source	<2016	2015 - 2016	2016 - 2017	2017 - 2018	2018 - 2019	2019 - 2020	>2020	All Years
PRELIMINARY ENGINEERING	DS	700	300	300	100	0	0	0	1,400
PRELIMINARY ENGINEERING	DIH	55	30	30	30	0	0	0	145
PRELIMINARY ENGINEERING	DDR	100	0	0	0	0	0	0	100
Total		855	330	330	130	0	0	0	1,645

RESPONSIBLE AGENCY: Florida Department of Transportation District 6

Item Segment TOTAL ALL Years ALL Phases: 1,645

Item Number: 250115

Item TOTAL ALL Years ALL Phases All Segments: 40,712

MIAMI-DADE METROPOLITAN PLANNING ORGANIZATION
TRANSPORTATION IMPROVEMENT PROGRAM
PRIMARY STATE HIGHWAYS AND INTERMODAL



MISCELLANEOUS

MPO Project Num: **DT2501155**
 LRTP Ref.: C-9
 County: DIST/ST-WIDE
 Roadway ID:
 Lanes Exist: 0
 Lanes Improved: 0
 Lanes Added: 0
 Project Length: .000
 District: 06

Project Description: **ITS OPERATIONS CONSULTANT
CONTRACT**

Type of Work: **TRAFFIC MANAGEMENT CENTERS**

SIS or Non-SIS: **No**

Extra Description:

		Proposed Funding (in \$000s)							
PHASE :	Funding Source	<2016	2015 - 2016	2016 - 2017	2017 - 2018	2018 - 2019	2019 - 2020	>2020	All Years
PRELIMINARY ENGINEERING	DIH	0	0	50	50	50	0	0	150
PRELIMINARY ENGINEERING	SA	0	0	2,218	2,202	2,234	2,200	0	8,854
	Total	0	0	2,268	2,252	2,284	2,200	0	9,004

RESPONSIBLE AGENCY: Florida Department of Transportation District 6

Item Segment TOTAL ALL Years ALL Phases: 9,004

Item Number: 250115

Item TOTAL ALL Years ALL Phases All Segments: 40,712

MIAMI-DADE METROPOLITAN PLANNING ORGANIZATION
TRANSPORTATION IMPROVEMENT PROGRAM
PRIMARY STATE HIGHWAYS AND INTERMODAL



MISCELLANEOUS

MPO Project Num: **DT2501156**
LRTP Ref.: C-9
County: DIST/ST-WIDE
Roadway ID:
Lanes Exist: 0
Lanes Improved: 0
Lanes Added: 0
Project Length: .000
District: 06

Project Description: **ITS TECHNICAL CONSULTANT
CONTRACT**

Type of Work: **TRAFFIC MANAGEMENT CENTERS** SIS or Non-SIS: **No**

Extra Description:

		Proposed Funding (in \$000s)							
PHASE :	Funding Source	<2016	2015 - 2016	2016 - 2017	2017 - 2018	2018 - 2019	2019 - 2020	>2020	All Years
PRELIMINARY ENGINEERING	DS	0	0	0	200	300	300	0	800
PRELIMINARY ENGINEERING	DIH	0	0	0	15	30	0	0	45
	Total	0	0	0	215	330	300	0	845

RESPONSIBLE AGENCY: Florida Department of Transportation District 6

Item Segment TOTAL ALL Years ALL Phases: 845

Item Number: 250115 Item TOTAL ALL Years ALL Phases All Segments: 40,712

MIAMI-DADE METROPOLITAN PLANNING ORGANIZATION
TRANSPORTATION IMPROVEMENT PROGRAM
PRIMARY STATE HIGHWAYS AND INTERMODAL



MISCELLANEOUS

MPO Project Num: **DT2506212**
LRTP Ref.: C-9
County: DIST/ST-WIDE
Roadway ID:
Lanes Exist: 0
Lanes Improved: 0
Lanes Added: 0
Project Length: .000
District: 06

Project Description: **D/W PROPERTY MGT. BY DIST. R/W ADMIN.**

Type of Work: **RIGHT OF WAY ACTIVITIES**

SIS or Non-SIS: **No**

Extra Description:

		Proposed Funding (in \$000s)							
PHASE :	Funding Source	<2016	2015 - 2016	2016 - 2017	2017 - 2018	2018 - 2019	2019 - 2020	>2020	All Years
RIGHT OF WAY	DS	2,922	620	620	620	620	620	0	6,022
	Total	2,922	620	620	620	620	620	0	6,022

RESPONSIBLE AGENCY: Florida Department of Transportation District 6

Item Segment TOTAL ALL Years ALL Phases: 6,022

Item Number: 250621

Item TOTAL ALL Years ALL Phases All Segments: 13,057

MPO Project Num: **DT2506223**
LRTP Ref.: NA
County: DIST/ST-WIDE
Roadway ID:
Lanes Exist: 0
Lanes Improved: 0
Lanes Added: 0
Project Length: .000
District: 06

Project Description: **DISTRICTWIDE PD&E AND TRAFFIC CONSULTANT SUPPORT SERVICES**

Type of Work: **PD&E/EMO STUDY**

SIS or Non-SIS: **No**

Extra Description:

		Proposed Funding (in \$000s)							
PHASE :	Funding Source	<2016	2015 - 2016	2016 - 2017	2017 - 2018	2018 - 2019	2019 - 2020	>2020	All Years
P D & E		66	0	0	0	0	0	0	66
	Total	66	0	0	0	0	0	0	66

RESPONSIBLE AGENCY: Florida Department of Transportation District 6

Item Segment TOTAL ALL Years ALL Phases: 66

Item Number: 250622

Item TOTAL ALL Years ALL Phases All Segments: 12,615

MIAMI-DADE METROPOLITAN PLANNING ORGANIZATION
TRANSPORTATION IMPROVEMENT PROGRAM
PRIMARY STATE HIGHWAYS AND INTERMODAL



MISCELLANEOUS

MPO Project Num: **DT2506493**
LRTP Ref.: C-9
County: DIST/ST-WIDE
Roadway ID:
Lanes Exist:
Lanes Improved:
Lanes Added:
Project Length: .000
District: 06

Project Description: **DISTRICTWIDE ENVIRONMENTAL PERMITS**

Type of Work: **ENVIRONMENTAL PERMITS ACQ**

SIS or Non-SIS: **No**

Extra Description:

		Proposed Funding (in \$000s)							
PHASE :	Funding Source	<2016	2015 - 2016	2016 - 2017	2017 - 2018	2018 - 2019	2019 - 2020	>2020	All Years
P D & E	DS	125	50	50	50	50	50	0	375
	Total	125	50	50	50	50	50	0	375

RESPONSIBLE AGENCY: Florida Department of Transportation District 6

Item Segment TOTAL ALL Years ALL Phases: 375

Item Number: 250649

Item TOTAL ALL Years ALL Phases All Segments: 6,364

MPO Project Num: **DT2506963**
LRTP Ref.: C-9
County: DIST/ST-WIDE
Roadway ID:
Lanes Exist: 0
Lanes Improved: 0
Lanes Added: 0
Project Length: .000
District: 06

Project Description: **DISTRICTWIDE ROW PUBLIC RECORDS SEARCH**

Type of Work: **PRELIMINARY ENGINEERING**

SIS or Non-SIS: **No**

Extra Description:

		Proposed Funding (in \$000s)							
PHASE :	Funding Source	<2016	2015 - 2016	2016 - 2017	2017 - 2018	2018 - 2019	2019 - 2020	>2020	All Years
RIGHT OF WAY	DS	34	6	6	6	6	6	0	64
	Total	34	6	6	6	6	6	0	64

RESPONSIBLE AGENCY: Florida Department of Transportation District 6

Item Segment TOTAL ALL Years ALL Phases: 64

Item Number: 250696

Item TOTAL ALL Years ALL Phases All Segments: 22,943

MIAMI-DADE METROPOLITAN PLANNING ORGANIZATION
TRANSPORTATION IMPROVEMENT PROGRAM
PRIMARY STATE HIGHWAYS AND INTERMODAL



MISCELLANEOUS

MPO Project Num: **DT2506964**
 LRTP Ref.: C-9
 County: DIST/ST-WIDE
 Roadway ID:
 Lanes Exist: 0
 Lanes Improved: 0
 Lanes Added: 0
 Project Length: .000
 District: 06

Project Description: **DISTRICTWIDE ROW ENGINEERING
SUPPORT FOR R/W ADMINISTRATION**

Type of Work: **PRELIMINARY ENGINEERING**

SIS or Non-SIS: **No**

Extra Description:

		Proposed Funding (in \$000s)							
PHASE :	Funding Source	<2016	2015 - 2016	2016 - 2017	2017 - 2018	2018 - 2019	2019 - 2020	>2020	All Years
PRELIMINARY ENGINEERING	DS	43	0	0	0	0	0	0	43
PRELIMINARY ENGINEERING	DIH	37	10	10	10	10	10	0	87
	Total	81	10	10	10	10	10	0	131

RESPONSIBLE AGENCY: Florida Department of Transportation District 6

Item Segment TOTAL ALL Years ALL Phases: 131

Item Number: 250696

Item TOTAL ALL Years ALL Phases All Segments: 22,943

MIAMI-DADE METROPOLITAN PLANNING ORGANIZATION
TRANSPORTATION IMPROVEMENT PROGRAM
PRIMARY STATE HIGHWAYS AND INTERMODAL



MISCELLANEOUS

MPO Project Num: **DT2506965**
LRTP Ref.: C-9
County: DIST/ST-WIDE
Roadway ID:
Lanes Exist: 0
Lanes Improved: 0
Lanes Added: 0
Project Length: .000
District: 06

Project Description: **DISTRICTWIDE MISC. LOCATION SURVEY
CONSULTANT**

Type of Work: **PRELIMINARY ENGINEERING**

SIS or Non-SIS: **No**

Extra Description:

		Proposed Funding (in \$000s)							
PHASE :	Funding Source	<2016	2015 - 2016	2016 - 2017	2017 - 2018	2018 - 2019	2019 - 2020	>2020	All Years
PRELIMINARY ENGINEERING	DS	1,916	400	600	600	600	600	0	4,716
	Total	1,916	400	600	600	600	600	0	4,716

RESPONSIBLE AGENCY: Florida Department of Transportation District 6

Item Segment TOTAL ALL Years ALL Phases: 4,716

Item Number: 250696

Item TOTAL ALL Years ALL Phases All Segments: 22,943

MPO Project Num: **DT2506966**
LRTP Ref.: C-9
County: DIST/ST-WIDE
Roadway ID:
Lanes Exist:
Lanes Improved:
Lanes Added:
Project Length: .000
District: 06

Project Description: **DISTRICTWIDE ROW MAPPING & SURVEY**

Type of Work: **PRELIMINARY ENGINEERING**

SIS or Non-SIS: **No**

Extra Description:

		Proposed Funding (in \$000s)							
PHASE :	Funding Source	<2016	2015 - 2016	2016 - 2017	2017 - 2018	2018 - 2019	2019 - 2020	>2020	All Years
PRELIMINARY ENGINEERING	DS	200	600	600	600	600	600	0	3,200
	Total	200	600	600	600	600	600	0	3,200

RESPONSIBLE AGENCY: Florida Department of Transportation District 6

Item Segment TOTAL ALL Years ALL Phases: 3,200

Item Number: 250696

Item TOTAL ALL Years ALL Phases All Segments: 22,943

MIAMI-DADE METROPOLITAN PLANNING ORGANIZATION
TRANSPORTATION IMPROVEMENT PROGRAM
PRIMARY STATE HIGHWAYS AND INTERMODAL



MISCELLANEOUS

MPO Project Num: **DT2507472**
 LRTP Ref.: C-9
 County: DIST/ST-WIDE
 Roadway ID:
 Lanes Exist: 0
 Lanes Improved: 0
 Lanes Added: 0
 Project Length: .000
 District: 06

Project Description: **D/W DESIGN OFFICE ENGINEERING
SUPPORT SERVICES**

Type of Work: **PRELIMINARY ENGINEERING**

SIS or Non-SIS: **No**

Extra Description:

		Proposed Funding (in \$000s)							
PHASE :	Funding Source	<2016	2015 - 2016	2016 - 2017	2017 - 2018	2018 - 2019	2019 - 2020	>2020	All Years
PRELIMINARY ENGINEERING	DS	1,381	241	241	241	241	241	0	2,586
	Total	1,381	241	241	241	241	241	0	2,586

RESPONSIBLE AGENCY: Florida Department of Transportation District 6

Item Segment TOTAL ALL Years ALL Phases: 2,586

Item Number: 250747

Item TOTAL ALL Years ALL Phases All Segments: 26,255

MIAMI-DADE METROPOLITAN PLANNING ORGANIZATION
TRANSPORTATION IMPROVEMENT PROGRAM
PRIMARY STATE HIGHWAYS AND INTERMODAL



MISCELLANEOUS

MPO Project Num: **DT2507532**
 LRTP Ref.: C-9
 County: DIST/ST-WIDE
 Roadway ID:
 Lanes Exist: 0
 Lanes Improved: 0
 Lanes Added: 0
 Project Length: .000
 District: 06

Project Description: **DISTRICTWIDE OPERATIONS DIVISION
SUPPORT/OPER. BUDGET**

Type of Work: **FUNDING ACTION**

SIS or Non-SIS: **No**

Extra Description:

		Proposed Funding (in \$000s)							
PHASE :	Funding Source	<2016	2015 - 2016	2016 - 2017	2017 - 2018	2018 - 2019	2019 - 2020	>2020	All Years
CONSTRUCTION	D	208	87	87	87	87	0	0	556
CONSTRUCTION	DS	314	0	0	0	0	0	0	314
	Total	523	87	87	87	87	0	0	871

RESPONSIBLE AGENCY: Florida Department of Transportation District 6

Item Segment TOTAL ALL Years ALL Phases: 871

Item Number: 250753

Item TOTAL ALL Years ALL Phases All Segments: 871

MIAMI-DADE METROPOLITAN PLANNING ORGANIZATION
TRANSPORTATION IMPROVEMENT PROGRAM
PRIMARY STATE HIGHWAYS AND INTERMODAL



MISCELLANEOUS

MPO Project Num: **DT2507592**
 LRTP Ref.: C-9
 County: DIST/ST-WIDE
 Roadway ID:
 Lanes Exist: 0
 Lanes Improved: 0
 Lanes Added: 0
 Project Length: .000
 District: 06

Project Description: **DISTRICTWIDE RESURFACING SCOPING
REPORTS**

Type of Work: **PD&E/EMO STUDY**

SIS or Non-SIS: **No**

Extra Description:

		Proposed Funding (in \$000s)							
PHASE :	Funding Source	<2016	2015 - 2016	2016 - 2017	2017 - 2018	2018 - 2019	2019 - 2020	>2020	All Years
P D & E	DS	110	0	0	0	0	0	0	110
	Total	110	0	0	0	0	0	0	110
PLANNING	D	1,000	250	140	0	0	0	0	1,390
	Total	1,000	250	140	0	0	0	0	1,390

RESPONSIBLE AGENCY: Florida Department of Transportation District 6

Item Segment TOTAL ALL Years ALL Phases: 1,500

Item Number: 250759

Item TOTAL ALL Years ALL Phases All Segments: 7,064

MIAMI-DADE METROPOLITAN PLANNING ORGANIZATION
TRANSPORTATION IMPROVEMENT PROGRAM
PRIMARY STATE HIGHWAYS AND INTERMODAL



MISCELLANEOUS

MPO Project Num: **DT2507593**
 LRTP Ref.: **C-9**
 County: **DIST/ST-WIDE**
 Roadway ID:
 Lanes Exist: **0**
 Lanes Improved: **0**
 Lanes Added: **0**
 Project Length: **.000**
 District: **06**

Project Description: **DISTRICTWIDE RESURFACING SCOPING
REPORTS**

Type of Work: **PD&E/EMO STUDY**

SIS or Non-SIS: **No**

Extra Description:

		Proposed Funding (in \$000s)							
PHASE :	Funding Source	<2016	2015 - 2016	2016 - 2017	2017 - 2018	2018 - 2019	2019 - 2020	>2020	All Years
P D & E	DS	432	250	350	500	500	500	0	2,532
P D & E	DIH	50	50	50	50	50	50	0	300
	Total	483	300	400	550	550	550	0	2,833

RESPONSIBLE AGENCY: Florida Department of Transportation District 6

Item Segment TOTAL ALL Years ALL Phases: **2,833**

Item Number: 250759

Item TOTAL ALL Years ALL Phases All Segments: **7,064**

MIAMI-DADE METROPOLITAN PLANNING ORGANIZATION
TRANSPORTATION IMPROVEMENT PROGRAM
PRIMARY STATE HIGHWAYS AND INTERMODAL



MISCELLANEOUS

MPO Project Num: **DT2512711**
LRTP Ref.: **NA**
County: **MIAMI-DADE**
Roadway ID: **87060000**
Lanes Exist: **6**
Lanes Improved: **6**
Lanes Added: **0**
Project Length: **1.116**
District: **06**

Project Description: **NORTH BEACH**

FROM 63RD STREET

TO 75TH STREET LAP

Type of Work: **BIKE PATH/TRAIL**

SIS or Non-SIS: **No**

Extra Description:

		Proposed Funding (in \$000s)							
PHASE :	Funding Source	<2016	2015 - 2016	2016 - 2017	2017 - 2018	2018 - 2019	2019 - 2020	>2020	All Years
CONSTRUCTION		841	0	0	0	0	0	0	841
CONSTRUCTION		360	0	0	0	0	0	0	360
	Total	1,201	0	0	0	0	0	0	1,201

RESPONSIBLE AGENCY: Florida Department of Transportation District 6

Item Segment TOTAL ALL Years ALL Phases: **1,201**

Item Number: 251271

Item TOTAL ALL Years ALL Phases All Segments: **9,970**

MIAMI-DADE METROPOLITAN PLANNING ORGANIZATION
TRANSPORTATION IMPROVEMENT PROGRAM
PRIMARY STATE HIGHWAYS AND INTERMODAL



MISCELLANEOUS

MPO Project Num: **DT2512712**
 LRTP Ref.: **NA**
 County: **MIAMI-DADE**
 Roadway ID: **87060000**
 Lanes Exist: **0**
 Lanes Improved: **0**
 Lanes Added: **0**
 Project Length: **1.006**
 District: **06**

Project Description: **N. BEACH REC CORRIDR**

FROM 64TH STREET

TO 79TH STREET (PH IV)

Type of Work: **BIKE PATH/TRAIL**

SIS or Non-SIS: **No**

Extra Description:

		Proposed Funding (in \$000s)							
PHASE :	Funding Source	<2016	2015 - 2016	2016 - 2017	2017 - 2018	2018 - 2019	2019 - 2020	>2020	All Years
CONSTRUCTION		4,490	0	0	0	0	0	0	4,490
CONSTRUCTION		1,708	0	0	0	0	0	0	1,708
	Total	6,198	0	0	0	0	0	0	6,198

RESPONSIBLE AGENCY: Florida Department of Transportation District 6

Item Segment TOTAL ALL Years ALL Phases: **6,198**

Item Number: 251271

Item TOTAL ALL Years ALL Phases All Segments: **9,970**

MIAMI-DADE METROPOLITAN PLANNING ORGANIZATION
TRANSPORTATION IMPROVEMENT PROGRAM
PRIMARY STATE HIGHWAYS AND INTERMODAL



MISCELLANEOUS

MPO Project Num: **DT2512714**
 LRTP Ref.: **NA**
 County: **MIAMI-DADE**
 Roadway ID:
 Lanes Exist: **0**
 Lanes Improved: **0**
 Lanes Added: **0**
 Project Length: **.000**
 District: **06**

Project Description: **CITY OF MIAMI BEACH**

FROM 23 STREET

TO 64TH STREET

Type of Work: **BIKE PATH/TRAIL**

SIS or Non-SIS: **No**

Extra Description:

PHASE :	Funding Source	Proposed Funding (in \$000s)							
		<2016	2015 - 2016	2016 - 2017	2017 - 2018	2018 - 2019	2019 - 2020	>2020	All Years
PRELIMINARY ENGINEERING		0	0	0	0	0	0	0	0
PRELIMINARY ENGINEERING		5	0	0	0	0	0	0	5
PRELIMINARY ENGINEERING		534	0	0	0	0	0	0	534
Total		539	0	0	0	0	0	0	539

RESPONSIBLE AGENCY: Florida Department of Transportation District 6

Item Segment TOTAL ALL Years ALL Phases: **539**

Item Number: 251271

Item TOTAL ALL Years ALL Phases All Segments: **9,970**

MIAMI-DADE METROPOLITAN PLANNING ORGANIZATION
TRANSPORTATION IMPROVEMENT PROGRAM
PRIMARY STATE HIGHWAYS AND INTERMODAL



MISCELLANEOUS

MPO Project Num: **DT4114631**
LRTP Ref.: **C-9**
County: **MIAMI-DADE**
Roadway ID:
Lanes Exist: **0**
Lanes Improved: **0**
Lanes Added: **0**
Project Length: **.000**
District: **06**

Project Description: **PUBLIC INVOLV. CONS. FOR PALMETTO
EXPY, MIC, OKEECHOBEE RD, ET.AL.**

Type of Work: **INTERCHANGE IMPROVEMENT**

SIS or Non-SIS: **No**

Extra Description:

		Proposed Funding (in \$000s)							
PHASE :	Funding Source	<2016	2015 - 2016	2016 - 2017	2017 - 2018	2018 - 2019	2019 - 2020	>2020	All Years
CONSTRUCTION	DIH	150	0	0	0	0	0	0	150
CONSTRUCTION	DS	3,034	50	0	0	0	0	0	3,084
	Total	3,184	50	0	0	0	0	0	3,234

RESPONSIBLE AGENCY: Florida Department of Transportation District 6

Item Segment TOTAL ALL Years ALL Phases: **3,234**

Item Number: 411463

Item TOTAL ALL Years ALL Phases All Segments: **5,484**

MIAMI-DADE METROPOLITAN PLANNING ORGANIZATION
TRANSPORTATION IMPROVEMENT PROGRAM
PRIMARY STATE HIGHWAYS AND INTERMODAL



MISCELLANEOUS

MPO Project Num: **DT4114633**
LRTP Ref.: C-9
County: MIAMI-DADE
Roadway ID:
Lanes Exist: 0
Lanes Improved: 0
Lanes Added: 0
Project Length: .000
District: 06

Project Description: **MIAMI-DADE COUNTY PUBLIC INVOLVEMENT SVCS. FOR MAJOR CORRIDORS**

Type of Work: **INTERCHANGE IMPROVEMENT**

SIS or Non-SIS: **No**

Extra Description:

		Proposed Funding (in \$000s)							
PHASE :	Funding Source	<2016	2015 - 2016	2016 - 2017	2017 - 2018	2018 - 2019	2019 - 2020	>2020	All Years
CONSTRUCTION	DS	850	200	0	0	0	0	0	1,050
	Total	850	200	0	0	0	0	0	1,050

RESPONSIBLE AGENCY: Florida Department of Transportation District 6

Item Segment TOTAL ALL Years ALL Phases: 1,050

Item Number: 411463

Item TOTAL ALL Years ALL Phases All Segments: 5,484

MPO Project Num: **DT4114634**
LRTP Ref.: C-9
County: MIAMI-DADE
Roadway ID:
Lanes Exist: 0
Lanes Improved: 0
Lanes Added: 0
Project Length: .000
District: 06

Project Description: **MIAMI-DADE COUNTY PUBLIC INVOLVEMENT SVCS. FOR MAJOR CORRIDORS**

Type of Work: **INTERCHANGE IMPROVEMENT**

SIS or Non-SIS: **No**

Extra Description:

		Proposed Funding (in \$000s)							
PHASE :	Funding Source	<2016	2015 - 2016	2016 - 2017	2017 - 2018	2018 - 2019	2019 - 2020	>2020	All Years
CONSTRUCTION	DS	0	200	400	400	200	0	0	1,200
	Total	0	200	400	400	200	0	0	1,200

RESPONSIBLE AGENCY: Florida Department of Transportation District 6

Item Segment TOTAL ALL Years ALL Phases: 1,200

Item Number: 411463

Item TOTAL ALL Years ALL Phases All Segments: 5,484

MIAMI-DADE METROPOLITAN PLANNING ORGANIZATION
TRANSPORTATION IMPROVEMENT PROGRAM
PRIMARY STATE HIGHWAYS AND INTERMODAL



MISCELLANEOUS

MPO Project Num: **DT4116593**
LRTP Ref.: NA
County: DIST/ST-WIDE
Roadway ID:
Lanes Exist: 0
Lanes Improved: 0
Lanes Added: 0
Project Length: .000
District: 06

Project Description: **DISTRICTWIDE CONTRACTS SUPPORT
SERVICE CONSULTANT (LBR FUNDING)**

Type of Work: **PRELIMINARY ENGINEERING**

SIS or Non-SIS: **No**

Extra Description:

PHASE :	Funding Source	Proposed Funding (in \$000s)							
		<2016	2015 - 2016	2016 - 2017	2017 - 2018	2018 - 2019	2019 - 2020	>2020	All Years
PRELIMINARY ENGINEERING		209	0	0	0	0	0	0	209
Total		209	0	0	0	0	0	0	209

RESPONSIBLE AGENCY: Florida Department of Transportation District 6

Item Segment TOTAL ALL Years ALL Phases: 209

Item Number: 411659

Item TOTAL ALL Years ALL Phases All Segments: 8,081

MPO Project Num: **DT4116595**
LRTP Ref.: NA
County: DIST/ST-WIDE
Roadway ID:
Lanes Exist: 0
Lanes Improved: 0
Lanes Added: 0
Project Length: .000
District: 06

Project Description: **DISTRICTWIDE GENERAL ENGINEERING
CONSULTANT #4**

Type of Work: **PRELIMINARY ENGINEERING**

SIS or Non-SIS: **No**

Extra Description:

PHASE :	Funding Source	Proposed Funding (in \$000s)							
		<2016	2015 - 2016	2016 - 2017	2017 - 2018	2018 - 2019	2019 - 2020	>2020	All Years
PRELIMINARY ENGINEERING		71	0	0	0	0	0	0	71
Total		71	0	0	0	0	0	0	71

RESPONSIBLE AGENCY: Florida Department of Transportation District 6

Item Segment TOTAL ALL Years ALL Phases: 71

Item Number: 411659

Item TOTAL ALL Years ALL Phases All Segments: 8,081

MIAMI-DADE METROPOLITAN PLANNING ORGANIZATION
TRANSPORTATION IMPROVEMENT PROGRAM
PRIMARY STATE HIGHWAYS AND INTERMODAL



MISCELLANEOUS

MPO Project Num: **DT4132212**
LRTP Ref.: C-9
County: DIST/ST-WIDE
Roadway ID:
Lanes Exist: 0
Lanes Improved: 0
Lanes Added: 0
Project Length: .000
District: 06

Project Description: **TRANSPORTATION SYSTEMS GIS
SUPPORT FOR DESIGN**

Type of Work: **GEOGRAPHIC INFO. SYSTEMS**

SIS or Non-SIS: **No**

Extra Description:

		Proposed Funding (in \$000s)							
PHASE :	Funding Source	<2016	2015 - 2016	2016 - 2017	2017 - 2018	2018 - 2019	2019 - 2020	>2020	All Years
PRELIMINARY ENGINEERING	DS	288	231	231	231	231	231	0	1,443
	Total	288	231	231	231	231	231	0	1,443

RESPONSIBLE AGENCY: Florida Department of Transportation District 6

Item Segment TOTAL ALL Years ALL Phases: 1,443

Item Number: 413221

Item TOTAL ALL Years ALL Phases All Segments: 7,976

MPO Project Num: **DT4147531**
LRTP Ref.: NA
County: DIST/ST-WIDE
Roadway ID:
Lanes Exist: 0
Lanes Improved: 0
Lanes Added: 0
Project Length: .000
District: 06

Project Description: **DISTRICTWIDE TRAFFIC STUDIES - FIU**

Type of Work: **TRAFFIC ENGINEERING STUDY**

SIS or Non-SIS: **No**

Extra Description:

		Proposed Funding (in \$000s)							
PHASE :	Funding Source	<2016	2015 - 2016	2016 - 2017	2017 - 2018	2018 - 2019	2019 - 2020	>2020	All Years
PRELIMINARY ENGINEERING		1,214	0	0	0	0	0	0	1,214
	Total	1,214	0	0	0	0	0	0	1,214

RESPONSIBLE AGENCY: Florida Department of Transportation District 6

Item Segment TOTAL ALL Years ALL Phases: 1,214

Item Number: 414753

Item TOTAL ALL Years ALL Phases All Segments: 3,432

MIAMI-DADE METROPOLITAN PLANNING ORGANIZATION
TRANSPORTATION IMPROVEMENT PROGRAM
PRIMARY STATE HIGHWAYS AND INTERMODAL



MISCELLANEOUS

MPO Project Num: **DT4147532**
LRTP Ref.: **NA**
County: **DIST/ST-WIDE**
Roadway ID:
Lanes Exist: **0**
Lanes Improved: **0**
Lanes Added: **0**
Project Length: **.000**
District: **06**

Project Description: **FIU SUNGUIDE TMC OPS SUPPORT**

Type of Work: **TRAFFIC ENGINEERING STUDY**

SIS or Non-SIS: **No**

Extra Description:

PHASE :	Funding Source	Proposed Funding (in \$000s)							All Years
		<2016	2015 - 2016	2016 - 2017	2017 - 2018	2018 - 2019	2019 - 2020	>2020	
PRELIMINARY ENGINEERING		24	0	0	0	0	0	0	24
Total		24	0	0	0	0	0	0	24

RESPONSIBLE AGENCY: Florida Department of Transportation District 6

Item Segment TOTAL ALL Years ALL Phases: **24**

Item Number: 414753 Item TOTAL ALL Years ALL Phases All Segments: **3,432**

MPO Project Num: **DT4147533**
LRTP Ref.: **NA**
County: **DIST/ST-WIDE**
Roadway ID:
Lanes Exist: **0**
Lanes Improved: **0**
Lanes Added: **0**
Project Length: **.000**
District: **06**

Project Description: **DISTRICTWIDE TRAFFIC STUDIES - FIU**

Type of Work: **TRAFFIC ENGINEERING STUDY**

SIS or Non-SIS: **No**

Extra Description:

PHASE :	Funding Source	Proposed Funding (in \$000s)							All Years
		<2016	2015 - 2016	2016 - 2017	2017 - 2018	2018 - 2019	2019 - 2020	>2020	
PRELIMINARY ENGINEERING		771	0	0	0	0	0	0	771
Total		771	0	0	0	0	0	0	771

RESPONSIBLE AGENCY: Florida Department of Transportation District 6

Item Segment TOTAL ALL Years ALL Phases: **771**

Item Number: 414753 Item TOTAL ALL Years ALL Phases All Segments: **3,432**

MIAMI-DADE METROPOLITAN PLANNING ORGANIZATION
TRANSPORTATION IMPROVEMENT PROGRAM
PRIMARY STATE HIGHWAYS AND INTERMODAL



MISCELLANEOUS

MPO Project Num: **DT4147534**
 LRTP Ref.: C-9
 County: DIST/ST-WIDE
 Roadway ID:
 Lanes Exist: 0
 Lanes Improved: 0
 Lanes Added: 0
 Project Length: .000
 District: 06

Project Description: **DISTRICTWIDE TRAFFIC STUDIES - FIU**

Type of Work: **TRAFFIC ENGINEERING STUDY**

SIS or Non-SIS: **No**

Extra Description:

		Proposed Funding (in \$000s)							
PHASE :	Funding Source	<2016	2015 - 2016	2016 - 2017	2017 - 2018	2018 - 2019	2019 - 2020	>2020	All Years
PRELIMINARY ENGINEERING	DIH	14	10	10	10	10	0	0	54
PRELIMINARY ENGINEERING	DS	319	200	200	200	200	200	0	1,319
PRELIMINARY ENGINEERING	TOBD	50	0	0	0	0	0	0	50
Total		383	210	210	210	210	200	0	1,423

RESPONSIBLE AGENCY: Florida Department of Transportation District 6

Item Segment TOTAL ALL Years ALL Phases: 1,423

Item Number: 414753

Item TOTAL ALL Years ALL Phases All Segments: 3,432

MIAMI-DADE METROPOLITAN PLANNING ORGANIZATION
TRANSPORTATION IMPROVEMENT PROGRAM
PRIMARY STATE HIGHWAYS AND INTERMODAL



MISCELLANEOUS

MPO Project Num: **DT4147662**
 LRTP Ref.: 6-4
 County: MIAMI-DADE
 Roadway ID:
 Lanes Exist: 0
 Lanes Improved: 0
 Lanes Added: 0
 Project Length: .000
 District: 06

Project Description: **CITY OF MIAMI SPRINGS AT CURTISS MANSION**

Type of Work: **BIKE LANE/SIDEWALK**

SIS or Non-SIS: **No**

Extra Description:

		Proposed Funding (in \$000s)							
PHASE :	Funding Source	<2016	2015 - 2016	2016 - 2017	2017 - 2018	2018 - 2019	2019 - 2020	>2020	All Years
CONSTRUCTION	SA	0	0	5	0	0	0	0	5
CONSTRUCTION	TALU	0	0	145	0	0	0	0	145
	Total	0	0	150	0	0	0	0	150

RESPONSIBLE AGENCY: Florida Department of Transportation District 6

Item Segment TOTAL ALL Years ALL Phases: 150

Item Number: 414766

Item TOTAL ALL Years ALL Phases All Segments: 1,150

MIAMI-DADE METROPOLITAN PLANNING ORGANIZATION
TRANSPORTATION IMPROVEMENT PROGRAM
PRIMARY STATE HIGHWAYS AND INTERMODAL



MISCELLANEOUS

MPO Project Num: **DT4166602**
 LRTP Ref.: ***
 County: **MIAMI-DADE**
 Roadway ID:
 Lanes Exist:
 Lanes Improved:
 Lanes Added:
 Project Length: .000
 District: 06

Project Description: **MIAMI DADE COUNTY - LUDLAM TRAIL
CORRIDOR**

Type of Work: **BIKE PATH/TRAIL**

SIS or Non-SIS: **No**

Extra Description:

		Proposed Funding (in \$000s)							
PHASE :	Funding Source	<2016	2015 - 2016	2016 - 2017	2017 - 2018	2018 - 2019	2019 - 2020	>2020	All Years
RIGHT OF WAY	SED	0	3,400	0	0	0	0	0	3,400
	Total	0	3,400	0	0	0	0	0	3,400

RESPONSIBLE AGENCY: **Miami-Dade County**

Item Segment TOTAL ALL Years ALL Phases: 3,400

Item Number: 416660

Item TOTAL ALL Years ALL Phases All Segments: 4,440

MIAMI-DADE METROPOLITAN PLANNING ORGANIZATION
TRANSPORTATION IMPROVEMENT PROGRAM
PRIMARY STATE HIGHWAYS AND INTERMODAL



MISCELLANEOUS

MPO Project Num: **DT4177401**
LRTP Ref.: **C-9**
County: **DIST/ST-WIDE**
Roadway ID:
Lanes Exist: **0**
Lanes Improved: **0**
Lanes Added: **0**
Project Length: **.000**
District: **06**

Project Description: **ITS OPERATIONS
CONSULTANTS/GRANTS**

Type of Work: **TRAFFIC MANAGEMENT CENTERS** SIS or Non-SIS: **No**

Extra Description:

		Proposed Funding (in \$000s)							
PHASE :	Funding Source	<2016	2015 - 2016	2016 - 2017	2017 - 2018	2018 - 2019	2019 - 2020	>2020	All Years
OPERATIONS	NHAC	806	0	0	0	0	0	0	806
OPERATIONS	DI	1,543	0	0	0	0	0	0	1,543
OPERATIONS	DITS	5,590	1,021	0	0	0	0	0	6,611
OPERATIONS	DS	935	0	0	0	0	0	0	935
Total		8,874	1,021	0	0	0	0	0	9,895

RESPONSIBLE AGENCY: Florida Department of Transportation District 6

Item Segment TOTAL ALL Years ALL Phases: **9,895**

Item Number: 417740

Item TOTAL ALL Years ALL Phases All Segments: **19,545**

MIAMI-DADE METROPOLITAN PLANNING ORGANIZATION
TRANSPORTATION IMPROVEMENT PROGRAM
PRIMARY STATE HIGHWAYS AND INTERMODAL



MISCELLANEOUS

MPO Project Num: **DT4209143**
 LRTP Ref.: 6-4
 County: MIAMI-DADE
 Roadway ID:
 Lanes Exist: 0
 Lanes Improved: 0
 Lanes Added: 0
 Project Length: .000
 District: 06

Project Description: **CITY OF MIAMI GARDENS
RECREATIONAL SAFETY AND TRAIL
ENHANCEMENT**

Type of Work: **BIKE PATH/TRAIL**

SIS or Non-SIS: **No**

Extra Description:

		Proposed Funding (in \$000s)							
PHASE :	Funding Source	<2016	2015 - 2016	2016 - 2017	2017 - 2018	2018 - 2019	2019 - 2020	>2020	All Years
CONSTRUCTION	TALU	0	648	0	0	0	0	0	648
CONSTRUCTION	SA	0	5	0	0	0	0	0	5
CONSTRUCTION	LF	0	60	0	0	0	0	0	60
	Total	0	713	0	0	0	0	0	713

RESPONSIBLE AGENCY: Florida Department of Transportation District 6

Item Segment TOTAL ALL Years ALL Phases: 713

Item Number: 420914

Item TOTAL ALL Years ALL Phases All Segments: 2,431

MIAMI-DADE METROPOLITAN PLANNING ORGANIZATION
TRANSPORTATION IMPROVEMENT PROGRAM
PRIMARY STATE HIGHWAYS AND INTERMODAL



MISCELLANEOUS

MPO Project Num: **DT4251442**
 LRTP Ref.: C-9
 County: DIST/ST-WIDE
 Roadway ID:
 Lanes Exist:
 Lanes Improved:
 Lanes Added:
 Project Length: .000
 District: 06

Project Description: **DISTRICTWIDE GENERAL CONSULTANT
ENGINEERING SERVICES CONTRACT #1**

Type of Work: **PRELIMINARY ENGINEERING**

SIS or Non-SIS: **No**

Extra Description:

		Proposed Funding (in \$000s)							
PHASE :	Funding Source	<2016	2015 - 2016	2016 - 2017	2017 - 2018	2018 - 2019	2019 - 2020	>2020	All Years
PRELIMINARY ENGINEERING	DIH	10	0	0	0	0	0	0	10
PRELIMINARY ENGINEERING	DS	250	550	550	550	550	550	0	3,000
	Total	260	550	550	550	550	550	0	3,010

RESPONSIBLE AGENCY: Florida Department of Transportation District 6

Item Segment TOTAL ALL Years ALL Phases: 3,010

Item Number: 425144

Item TOTAL ALL Years ALL Phases All Segments: 12,436

MIAMI-DADE METROPOLITAN PLANNING ORGANIZATION
TRANSPORTATION IMPROVEMENT PROGRAM
PRIMARY STATE HIGHWAYS AND INTERMODAL



MISCELLANEOUS

MPO Project Num: **DT4251443**
 LRTP Ref.: C-9
 County: DIST/ST-WIDE
 Roadway ID:
 Lanes Exist:
 Lanes Improved:
 Lanes Added:
 Project Length: .000
 District: 06

Project Description: **DISTRICTWIDE GENERAL CONSULTANT
ENGINEERING SERVICES CONTRACT #2**

Type of Work: **PRELIMINARY ENGINEERING**

SIS or Non-SIS: **No**

Extra Description:

		Proposed Funding (in \$000s)							
PHASE :	Funding Source	<2016	2015 - 2016	2016 - 2017	2017 - 2018	2018 - 2019	2019 - 2020	>2020	All Years
PRELIMINARY ENGINEERING	DS	250	550	550	550	550	550	0	3,000
PRELIMINARY ENGINEERING	DIH	10	0	0	0	0	0	0	10
	Total	260	550	550	550	550	550	0	3,010

RESPONSIBLE AGENCY: Florida Department of Transportation District 6

Item Segment TOTAL ALL Years ALL Phases: 3,010

Item Number: 425144

Item TOTAL ALL Years ALL Phases All Segments: 12,436

MIAMI-DADE METROPOLITAN PLANNING ORGANIZATION
TRANSPORTATION IMPROVEMENT PROGRAM
PRIMARY STATE HIGHWAYS AND INTERMODAL



MISCELLANEOUS

MPO Project Num: **DT4258571**
LRTP Ref.: NA
County: MIAMI-DADE
Roadway ID:
Lanes Exist: 0
Lanes Improved: 0
Lanes Added: 0
Project Length: .000
District: 06

Project Description: **SAFE RTS. TO SCHOOL**

**CARIBBEAN, S.POINTE, S.
MIAMI HEIGHTS ELEMENTARY**

Type of Work: **PEDESTRIAN SAFETY IMPROVEMENT**

SIS or Non-SIS: **No**

Extra Description:

PHASE :	Funding Source	Proposed Funding (in \$000s)							
		<2016	2015 - 2016	2016 - 2017	2017 - 2018	2018 - 2019	2019 - 2020	>2020	All Years
PRELIMINARY ENGINEERING		165	0	0	0	0	0	0	165
	Total	165	0	0	0	0	0	0	165
CONSTRUCTION		737	0	0	0	0	0	0	737
CONSTRUCTION		5	0	0	0	0	0	0	5
	Total	742	0	0	0	0	0	0	742

RESPONSIBLE AGENCY: Florida Department of Transportation District 6

Item Segment TOTAL ALL Years ALL Phases: 907

Item Number: 425857

Item TOTAL ALL Years ALL Phases All Segments: 1,138

MIAMI-DADE METROPOLITAN PLANNING ORGANIZATION
TRANSPORTATION IMPROVEMENT PROGRAM
PRIMARY STATE HIGHWAYS AND INTERMODAL



MISCELLANEOUS

MPO Project Num: **DT4258651**
 LRTP Ref.: **NA**
 County: **MIAMI-DADE**
 Roadway ID:
 Lanes Exist: **0**
 Lanes Improved: **0**
 Lanes Added: **0**
 Project Length: **.000**
 District: **06**

Project Description: **COUNTYWIDE DRAINAGE PUSHBUTTON PROJECTS**

Type of Work: **DRAINAGE IMPROVEMENTS**

SIS or Non-SIS: **No**

Extra Description:

PHASE :	Funding Source	Proposed Funding (in \$000s)							
		<2016	2015 - 2016	2016 - 2017	2017 - 2018	2018 - 2019	2019 - 2020	>2020	All Years
PRELIMINARY ENGINEERING		55	0	0	0	0	0	0	55
	Total	55	0	0	0	0	0	0	55
CONSTRUCTION		676	0	0	0	0	0	0	676
	Total	676	0	0	0	0	0	0	676

RESPONSIBLE AGENCY: Florida Department of Transportation District 6

Item Segment TOTAL ALL Years ALL Phases: 731

Item Number: 425865

Item TOTAL ALL Years ALL Phases All Segments: 3,632

MIAMI-DADE METROPOLITAN PLANNING ORGANIZATION
TRANSPORTATION IMPROVEMENT PROGRAM
PRIMARY STATE HIGHWAYS AND INTERMODAL



MISCELLANEOUS

MPO Project Num: **DT4282101**
 LRTP Ref.: 6-54
 County: MIAMI-DADE
 Roadway ID:
 Lanes Exist: 0
 Lanes Improved: 0
 Lanes Added: 0
 Project Length: .000
 District: 06

Project Description: **SAFE RTS. TO SCHOOL (GRADES K-8) VARIOUS SCHOOLS/LOCATIONS**

Type of Work: **PEDESTRIAN SAFETY IMPROVEMENT** SIS or Non-SIS: **No**

Extra Description:

		Proposed Funding (in \$000s)							
PHASE :	Funding Source	<2016	2015 - 2016	2016 - 2017	2017 - 2018	2018 - 2019	2019 - 2020	>2020	All Years
PRELIMINARY ENGINEERING	SR2S	88	0	0	0	0	0	0	88
	Total	88	0	0	0	0	0	0	88
CONSTRUCTION	TALU	0	0	673	0	0	0	0	673
CONSTRUCTION	SA	0	0	5	0	0	0	0	5
	Total	0	0	678	0	0	0	0	678

RESPONSIBLE AGENCY: Florida Department of Transportation District 6

Item Segment TOTAL ALL Years ALL Phases: 766

Item Number: 428210

Item TOTAL ALL Years ALL Phases All Segments: 766

MIAMI-DADE METROPOLITAN PLANNING ORGANIZATION
TRANSPORTATION IMPROVEMENT PROGRAM
PRIMARY STATE HIGHWAYS AND INTERMODAL



MISCELLANEOUS

MPO Project Num: **DT4282111**
 LRTP Ref.: 6-48
 County: MIAMI-DADE
 Roadway ID:
 Lanes Exist: 0
 Lanes Improved: 0
 Lanes Added: 0
 Project Length: .000
 District: 06

Project Description: **SAFE RTS. TO SCHOOL**

**CORAL WY, DEVONAIRE K-8;
MAYA ANGELOU, MELROSE
ELEM**

Type of Work: **PEDESTRIAN SAFETY IMPROVEMENT**

SIS or Non-SIS: **No**

Extra Description:

		Proposed Funding (in \$000s)							
PHASE :	Funding Source	<2016	2015 - 2016	2016 - 2017	2017 - 2018	2018 - 2019	2019 - 2020	>2020	All Years
PRELIMINARY ENGINEERING	SR2S	84	0	0	0	0	0	0	84
	Total	84	0	0	0	0	0	0	84
CONSTRUCTION	TALU	0	0	605	0	0	0	0	605
CONSTRUCTION	SA	0	0	5	0	0	0	0	5
	Total	0	0	610	0	0	0	0	610

RESPONSIBLE AGENCY: Florida Department of Transportation District 6

Item Segment TOTAL ALL Years ALL Phases: 694

Item Number: 428211

Item TOTAL ALL Years ALL Phases All Segments: 694

MIAMI-DADE METROPOLITAN PLANNING ORGANIZATION
TRANSPORTATION IMPROVEMENT PROGRAM
PRIMARY STATE HIGHWAYS AND INTERMODAL



MISCELLANEOUS

MPO Project Num: **DT4317511**
LRTP Ref.: 6-4
County: DIST/ST-WIDE
Roadway ID:
Lanes Exist: 0
Lanes Improved: 0
Lanes Added: 0
Project Length: .000
District: 06

Project Description: **SAFE RTS. TO SCHOOL NON-
INFRASTRUCTURE** **WALK SAFE PROGRAM**

Type of Work: **PEDESTRIAN SAFETY IMPROVEMENT** SIS or Non-SIS: **No**

Extra Description:

		Proposed Funding (in \$000s)							
PHASE :	Funding Source	<2016	2015 - 2016	2016 - 2017	2017 - 2018	2018 - 2019	2019 - 2020	>2020	All Years
OPERATIONS	HSP	132	0	0	0	0	0	0	132
OPERATIONS	TALT	134	141	0	0	0	0	0	275
OPERATIONS	SR2N	129	0	0	0	0	0	0	129
	Total	395	141	0	0	0	0	0	536

RESPONSIBLE AGENCY: Florida Department of Transportation District 6

Item Segment TOTAL ALL Years ALL Phases: 536

Item Number: 431751

Item TOTAL ALL Years ALL Phases All Segments: 536

MIAMI-DADE METROPOLITAN PLANNING ORGANIZATION
TRANSPORTATION IMPROVEMENT PROGRAM
PRIMARY STATE HIGHWAYS AND INTERMODAL



MISCELLANEOUS

MPO Project Num: **DT4318681**
LRTP Ref.: C-9
County: DIST/ST-WIDE
Roadway ID:
Lanes Exist: 0
Lanes Improved: 0
Lanes Added: 0
Project Length: .000
District: 06

Project Description: **DISTRICTWIDE PUBLIC INFORMATION
SERVICES ON DIST 6 CONSTRUCTION
PROJS**

Type of Work: **PUBLIC INFORMATION/EDUCATION** SIS or Non-SIS: **No**

Extra Description:

		Proposed Funding (in \$000s)							
PHASE :	Funding Source	<2016	2015 - 2016	2016 - 2017	2017 - 2018	2018 - 2019	2019 - 2020	>2020	All Years
CONSTRUCTION	DS	700	200	200	200	300	200	0	1,800
	Total	700	200	200	200	300	200	0	1,800

RESPONSIBLE AGENCY: Florida Department of Transportation District 6

Item Segment TOTAL ALL Years ALL Phases: 1,800

Item Number: 431868 Item TOTAL ALL Years ALL Phases All Segments: 5,300

MPO Project Num: **DT4318682**
LRTP Ref.: C-9
County: DIST/ST-WIDE
Roadway ID:
Lanes Exist: 0
Lanes Improved: 0
Lanes Added: 0
Project Length: .000
District: 06

Project Description: **DISTRICTWIDE PUBLIC INFORMATION
SERVICES ON DIST 6 CONSTRUCTION
PROJS**

Type of Work: **PUBLIC INFORMATION/EDUCATION** SIS or Non-SIS: **No**

Extra Description:

		Proposed Funding (in \$000s)							
PHASE :	Funding Source	<2016	2015 - 2016	2016 - 2017	2017 - 2018	2018 - 2019	2019 - 2020	>2020	All Years
CONSTRUCTION	DS	700	200	200	200	300	200	0	1,800
	Total	700	200	200	200	300	200	0	1,800

RESPONSIBLE AGENCY: Florida Department of Transportation District 6

Item Segment TOTAL ALL Years ALL Phases: 1,800

Item Number: 431868 Item TOTAL ALL Years ALL Phases All Segments: 5,300

MIAMI-DADE METROPOLITAN PLANNING ORGANIZATION
TRANSPORTATION IMPROVEMENT PROGRAM
PRIMARY STATE HIGHWAYS AND INTERMODAL



MISCELLANEOUS

MPO Project Num: **DT4318683**
 LRTP Ref.: C-9
 County: DIST/ST-WIDE
 Roadway ID:
 Lanes Exist:
 Lanes Improved:
 Lanes Added:
 Project Length: .000
 District: 06

Project Description: **DISTRICTWIDE PUBLIC
COMMUNICATION SERVICES FOR MISC
CONSTRUCTION PROJS**

Type of Work: **PUBLIC INFORMATION/EDUCATION** SIS or Non-SIS: **No**

Extra Description:

		Proposed Funding (in \$000s)							
PHASE :	Funding Source	<2016	2015 - 2016	2016 - 2017	2017 - 2018	2018 - 2019	2019 - 2020	>2020	All Years
CONSTRUCTION	DS	150	300	300	350	300	300	0	1,700
	Total	150	300	300	350	300	300	0	1,700

RESPONSIBLE AGENCY: Florida Department of Transportation District 6

Item Segment TOTAL ALL Years ALL Phases: 1,700

Item Number: 431868

Item TOTAL ALL Years ALL Phases All Segments: 5,300

MIAMI-DADE METROPOLITAN PLANNING ORGANIZATION
TRANSPORTATION IMPROVEMENT PROGRAM
PRIMARY STATE HIGHWAYS AND INTERMODAL



MISCELLANEOUS

MPO Project Num: **DT4324001**
 LRTP Ref.: C-9
 County: MIAMI-DADE
 Roadway ID:
 Lanes Exist: 0
 Lanes Improved: 0
 Lanes Added: 0
 Project Length: .000
 District: 06

Project Description: **MIAMI-DADE COUNTYWDE MDX
DOCUMENTS REVIEW**

Type of Work: **TRANSPORTATION STATISTICS**

SIS or Non-SIS: **No**

Extra Description:

		Proposed Funding (in \$000s)							
PHASE :	Funding Source	<2016	2015 - 2016	2016 - 2017	2017 - 2018	2018 - 2019	2019 - 2020	>2020	All Years
P D & E	DS	800	0	0	0	0	0	0	800
P D & E	DIH	16	100	50	50	50	50	0	316
	Total	816	100	50	50	50	50	0	1,116

RESPONSIBLE AGENCY: Florida Department of Transportation District 6

Item Segment TOTAL ALL Years ALL Phases: 1,116

Item Number: 432400

Item TOTAL ALL Years ALL Phases All Segments: 1,116

MIAMI-DADE METROPOLITAN PLANNING ORGANIZATION
TRANSPORTATION IMPROVEMENT PROGRAM
PRIMARY STATE HIGHWAYS AND INTERMODAL



MISCELLANEOUS

MPO Project Num: **DT4325901**
 LRTP Ref.: **C-9**
 County: **MIAMI-DADE**
 Roadway ID:
 Lanes Exist:
 Lanes Improved:
 Lanes Added:
 Project Length: **.000**
 District: **06**

Project Description: **MIAMI-DADE CO. WIDE PLANNING
CONSULTANT SUPPORT**

Type of Work: **TRANSPORTATION PLANNING**

SIS or Non-SIS: **No**

Extra Description:

		Proposed Funding (in \$000s)							
PHASE :	Funding Source	<2016	2015 - 2016	2016 - 2017	2017 - 2018	2018 - 2019	2019 - 2020	>2020	All Years
P D & E	DDR	450	300	300	300	300	300	0	1,950
P D & E	DS	300	0	0	0	0	0	0	300
	Total	750	300	300	300	300	300	0	2,250

RESPONSIBLE AGENCY: Florida Department of Transportation District 6

Item Segment TOTAL ALL Years ALL Phases: **2,250**

Item Number: 432590

Item TOTAL ALL Years ALL Phases All Segments: **2,250**

MIAMI-DADE METROPOLITAN PLANNING ORGANIZATION
TRANSPORTATION IMPROVEMENT PROGRAM
PRIMARY STATE HIGHWAYS AND INTERMODAL



MISCELLANEOUS

MPO Project Num: **DT4326394**
LRTP Ref.: NA
County: MIAMI-DADE
Roadway ID: 87000635
Lanes Exist: 4
Lanes Improved: 0
Lanes Added: 0
Project Length: 1.128
District: 06

Project Description: **NW 74 STREET** **FROM SR 826/PALMETTO XWAY** **TO SR 27/OKEECHOBEE ROAD**

Type of Work: **TRANSPORTATION PLANNING** SIS or Non-SIS: **Yes**

Extra Description:

PHASE :	Funding Source	Proposed Funding (in \$000s)							All Years
		<2016	2015 - 2016	2016 - 2017	2017 - 2018	2018 - 2019	2019 - 2020	>2020	
P D & E		403	0	0	0	0	0	0	403
	Total	403	0	0	0	0	0	0	403

RESPONSIBLE AGENCY: Florida Department of Transportation District 6

Item Segment TOTAL ALL Years ALL Phases: 403

Item Number: 432639 Item TOTAL ALL Years ALL Phases All Segments: 10,212

MPO Project Num: **DT4326395**
LRTP Ref.: NA
County: MIAMI-DADE
Roadway ID: 87120000
Lanes Exist: 3
Lanes Improved: 0
Lanes Added: 0
Project Length: 2.970
District: 06

Project Description: **SW 7/SW 8 STREET** **FROM US-1/BRICKELL AVENUE** **TO SR 9/SW 27 AVENUE**

Type of Work: **TRANSPORTATION PLANNING** SIS or Non-SIS: **No**

Extra Description:

PHASE :	Funding Source	Proposed Funding (in \$000s)							All Years
		<2016	2015 - 2016	2016 - 2017	2017 - 2018	2018 - 2019	2019 - 2020	>2020	
P D & E		400	0	0	0	0	0	0	400
	Total	400	0	0	0	0	0	0	400

RESPONSIBLE AGENCY: Florida Department of Transportation District 6

Item Segment TOTAL ALL Years ALL Phases: 400

Item Number: 432639 Item TOTAL ALL Years ALL Phases All Segments: 10,212

MIAMI-DADE METROPOLITAN PLANNING ORGANIZATION
TRANSPORTATION IMPROVEMENT PROGRAM
PRIMARY STATE HIGHWAYS AND INTERMODAL



MISCELLANEOUS

MPO Project Num: **DT4327931**
 LRTP Ref.: C-9
 County: DIST/ST-WIDE
 Roadway ID:
 Lanes Exist: 0
 Lanes Improved: 0
 Lanes Added: 0
 Project Length: .000
 District: 06

Project Description: **DISTRICTWIDE LOCATION SURVEY
SUPPORT**

Type of Work: **PRELIMINARY ENGINEERING**

SIS or Non-SIS: **No**

Extra Description:

		Proposed Funding (in \$000s)							
PHASE :	Funding Source	<2016	2015 - 2016	2016 - 2017	2017 - 2018	2018 - 2019	2019 - 2020	>2020	All Years
PRELIMINARY ENGINEERING	DIH	921	300	300	300	300	300	0	2,421
PRELIMINARY ENGINEERING	DS	2	0	0	0	0	0	0	2
	Total	923	300	300	300	300	300	0	2,423

RESPONSIBLE AGENCY: Florida Department of Transportation District 6

Item Segment TOTAL ALL Years ALL Phases: 2,423

Item Number: 432793

Item TOTAL ALL Years ALL Phases All Segments: 2,423

MIAMI-DADE METROPOLITAN PLANNING ORGANIZATION
TRANSPORTATION IMPROVEMENT PROGRAM
PRIMARY STATE HIGHWAYS AND INTERMODAL



MISCELLANEOUS

MPO Project Num: **DT4346651**
 LRTP Ref.: C-9
 County: DIST/ST-WIDE
 Roadway ID:
 Lanes Exist: 0
 Lanes Improved: 0
 Lanes Added: 0
 Project Length: .000
 District: 06

Project Description: **ITS OPERATIONS CONSULTANTS**

Type of Work: **TRAFFIC MANAGEMENT CENTERS**

SIS or Non-SIS: **No**

Extra Description:

		Proposed Funding (in \$000s)							
PHASE :	Funding Source	<2016	2015 - 2016	2016 - 2017	2017 - 2018	2018 - 2019	2019 - 2020	>2020	All Years
OPERATIONS	DITS	0	0	1,052	1,084	1,116	1,150	0	4,402
	Total	0	0	1,052	1,084	1,116	1,150	0	4,402

RESPONSIBLE AGENCY: Florida Department of Transportation District 6

Item Segment TOTAL ALL Years ALL Phases: 4,402

Item Number: 434665

Item TOTAL ALL Years ALL Phases All Segments: 4,402

MIAMI-DADE METROPOLITAN PLANNING ORGANIZATION
TRANSPORTATION IMPROVEMENT PROGRAM
PRIMARY STATE HIGHWAYS AND INTERMODAL



MISCELLANEOUS

MPO Project Num: **DT4346731**
 LRTP Ref.: **C-9**
 County: **DIST/ST-WIDE**
 Roadway ID:
 Lanes Exist:
 Lanes Improved:
 Lanes Added:
 Project Length: **.000**
 District: **06**

Project Description: **DISTRICTWIDE NOISE AND AIR QUALITY ASSESSMENTS**

Type of Work: **PD&E/EMO STUDY**

SIS or Non-SIS: **No**

Extra Description:

		Proposed Funding (in \$000s)							
PHASE :	Funding Source	<2016	2015 - 2016	2016 - 2017	2017 - 2018	2018 - 2019	2019 - 2020	>2020	All Years
P D & E	DIH	10	10	10	10	10	10	0	60
P D & E	DS	200	150	150	150	150	150	0	950
	Total	210	160	160	160	160	160	0	1,010

RESPONSIBLE AGENCY: Florida Department of Transportation District 6

Item Segment TOTAL ALL Years ALL Phases: 1,010

Item Number: 434673

Item TOTAL ALL Years ALL Phases All Segments: 1,010

MIAMI-DADE METROPOLITAN PLANNING ORGANIZATION
TRANSPORTATION IMPROVEMENT PROGRAM
PRIMARY STATE HIGHWAYS AND INTERMODAL



MISCELLANEOUS

MPO Project Num: **DT4346871**
LRTP Ref.: 6-4
County: MIAMI-DADE
Roadway ID:
Lanes Exist: 0
Lanes Improved: 0
Lanes Added: 0
Project Length: .000
District: 06

Project Description: **VILLAGE OF PINECREST CITYWIDE
BICYCLING IMPROVEMENTS**

Type of Work: **BIKE PATH/TRAIL**

SIS or Non-SIS: **No**

Extra Description:

		Proposed Funding (in \$000s)							
PHASE :	Funding Source	<2016	2015 - 2016	2016 - 2017	2017 - 2018	2018 - 2019	2019 - 2020	>2020	All Years
PRELIMINARY ENGINEERING	LF	50	0	0	0	0	0	0	50
	Total	50	0	0	0	0	0	0	50
CONSTRUCTION	TALU	0	0	0	1,000	0	0	0	1,000
CONSTRUCTION	LF	0	0	0	250	0	0	0	250
	Total	0	0	0	1,250	0	0	0	1,250

RESPONSIBLE AGENCY: Village of Pinecrest

Item Segment TOTAL ALL Years ALL Phases: 1,300

Item Number: 434687

Item TOTAL ALL Years ALL Phases All Segments: 1,300

MIAMI-DADE METROPOLITAN PLANNING ORGANIZATION
TRANSPORTATION IMPROVEMENT PROGRAM
PRIMARY STATE HIGHWAYS AND INTERMODAL



MISCELLANEOUS

MPO Project Num: **DT4355011**
LRTP Ref.: 6-4
County: MIAMI-DADE
Roadway ID:
Lanes Exist: 0
Lanes Improved: 0
Lanes Added: 0
Project Length: .000
District: 06

Project Description: **MIAMI DADE PARK AND RECREATION
BRICKELL STATION**

Type of Work: **BIKE PATH/TRAIL**

SIS or Non-SIS: **No**

Extra Description:

		Proposed Funding (in \$000s)							
PHASE :	Funding Source	<2016	2015 - 2016	2016 - 2017	2017 - 2018	2018 - 2019	2019 - 2020	>2020	All Years
PRELIMINARY ENGINEERING	LF	0	0	320	0	0	0	0	320
	Total	0	0	320	0	0	0	0	320
CONSTRUCTION	TALU	0	0	259	0	0	0	0	259
CONSTRUCTION	SA	0	0	5	0	0	0	0	5
CONSTRUCTION	TALT	0	0	741	0	0	0	0	741
CONSTRUCTION	LF	0	0	1,243	0	0	0	0	1,243
	Total	0	0	2,248	0	0	0	0	2,248

RESPONSIBLE AGENCY: Miami-Dade County Parks & Recreation

Item Segment TOTAL ALL Years ALL Phases: 2,568

Item Number: 435501

Item TOTAL ALL Years ALL Phases All Segments: 2,568

MIAMI-DADE METROPOLITAN PLANNING ORGANIZATION
TRANSPORTATION IMPROVEMENT PROGRAM
PRIMARY STATE HIGHWAYS AND INTERMODAL



MISCELLANEOUS

MPO Project Num: **DT4357542**
 LRTP Ref.: **C-9**
 County: **MIAMI-DADE**
 Roadway ID:
 Lanes Exist:
 Lanes Improved:
 Lanes Added:
 Project Length: **.000**
 District: **06**

Project Description: **CITY OF MEDLEY FREIGHT PLAN**

Type of Work: **PTO STUDIES**

SIS or Non-SIS: **No**

Extra Description:

		Proposed Funding (in \$000s)							
PHASE :	Funding Source	<2016	2015 - 2016	2016 - 2017	2017 - 2018	2018 - 2019	2019 - 2020	>2020	All Years
P D & E	DIH	0	20	0	0	0	0	0	20
P D & E	DS	0	300	0	0	0	0	0	300
	Total	0	320	0	0	0	0	0	320

RESPONSIBLE AGENCY: **Florida Department of Transportation District 6**

Item Segment TOTAL ALL Years ALL Phases: **320**

Item Number: **435754**

Item TOTAL ALL Years ALL Phases All Segments: **640**

MIAMI-DADE METROPOLITAN PLANNING ORGANIZATION
TRANSPORTATION IMPROVEMENT PROGRAM
PRIMARY STATE HIGHWAYS AND INTERMODAL



MISCELLANEOUS

MPO Project Num: **DT4357543**
 LRTP Ref.: **C-9**
 County: **MIAMI-DADE**
 Roadway ID:
 Lanes Exist:
 Lanes Improved:
 Lanes Added:
 Project Length: **.000**
 District: **06**

Project Description: **DISTRICT 6 FREIGHT IMPLEMENTATION PLAN**

Type of Work: **PTO STUDIES**

SIS or Non-SIS: **No**

Extra Description:

		Proposed Funding (in \$000s)							
PHASE :	Funding Source	<2016	2015 - 2016	2016 - 2017	2017 - 2018	2018 - 2019	2019 - 2020	>2020	All Years
P D & E	DS	0	300	0	0	0	0	0	300
P D & E	DIH	0	20	0	0	0	0	0	20
	Total	0	320	0	0	0	0	0	320

RESPONSIBLE AGENCY: **Florida Department of Transportation District 6**

Item Segment TOTAL ALL Years ALL Phases: **320**

Item Number: **435754**

Item TOTAL ALL Years ALL Phases All Segments: **640**

MIAMI-DADE METROPOLITAN PLANNING ORGANIZATION
TRANSPORTATION IMPROVEMENT PROGRAM
PRIMARY STATE HIGHWAYS AND INTERMODAL



MISCELLANEOUS

MPO Project Num: **DT4366101**
LRTP Ref.: C-9
County: MIAMI-DADE
Roadway ID:
Lanes Exist:
Lanes Improved:
Lanes Added:
Project Length: .692
District: 06

Project Description: **HOBIE ISLAND, NORTH SIDE,
SHORELINE AND ROADWAY
PROTECTION**

Type of Work: **ROAD/SLOPE PROTECTION**

SIS or Non-SIS: **No**

Extra Description:

		Proposed Funding (in \$000s)							
PHASE :	Funding Source	<2016	2015 - 2016	2016 - 2017	2017 - 2018	2018 - 2019	2019 - 2020	>2020	All Years
CONSTRUCTION	LF	0	0	0	0	2,543	0	0	2,543
CONSTRUCTION	SA	0	0	0	0	5	0	0	5
CONSTRUCTION	TALU	0	0	0	0	1,000	0	0	1,000
	Total	0	0	0	0	3,548	0	0	3,548

RESPONSIBLE AGENCY: Miami-Dade County Public Works

Item Segment TOTAL ALL Years ALL Phases: 3,548

Item Number: 436610

Item TOTAL ALL Years ALL Phases All Segments: 3,548

Yearly Totals	69,765	13,244	13,861	11,196	13,493	9,368	0	130,927
MISCELLANEOUS		Totals					5 Year TIP Total	61,162

MIAMI-DADE METROPOLITAN PLANNING ORGANIZATION
TRANSPORTATION IMPROVEMENT PROGRAM
PRIMARY STATE HIGHWAYS AND INTERMODAL



TRANSPORTATION PLANNING

MPO Project Num: **DT2520711**
 LRTP Ref.: C-9
 County: DIST/ST-WIDE
 Roadway ID:
 Lanes Exist: 0
 Lanes Improved: 0
 Lanes Added: 0
 Project Length: .000
 District: 06

Project Description: **TRANSPORTATION STATISTICS
SUPPORT #1**

Type of Work: **TRANSPORTATION STATISTICS**

SIS or Non-SIS: **No**

Extra Description:

		Proposed Funding (in \$000s)							
PHASE :	Funding Source	<2016	2015 - 2016	2016 - 2017	2017 - 2018	2018 - 2019	2019 - 2020	>2020	All Years
PLANNING	D	10,277	500	550	500	500	500	0	12,827
PLANNING	HP	60	0	0	0	0	0	0	60
	Total	10,337	500	550	500	500	500	0	12,887

RESPONSIBLE AGENCY: Florida Department of Transportation District 6

Item Segment TOTAL ALL Years ALL Phases: 12,887

Item Number: 252071

Item TOTAL ALL Years ALL Phases All Segments: 12,921

MIAMI-DADE METROPOLITAN PLANNING ORGANIZATION
TRANSPORTATION IMPROVEMENT PROGRAM
PRIMARY STATE HIGHWAYS AND INTERMODAL



TRANSPORTATION PLANNING

MPO Project Num: **DT2520712**
LRTP Ref.: NA
County: DIST/ST-WIDE
Roadway ID:
Lanes Exist: 0
Lanes Improved: 0
Lanes Added: 0
Project Length: .000
District: 06

Project Description: **TRANSPORTATION STATISTICS
SUPPORT #1**

Type of Work: **TRANSPORTATION STATISTICS**

SIS or Non-SIS: **No**

Extra Description:

PHASE :	Funding Source	Proposed Funding (in \$000s)							
		<2016	2015 - 2016	2016 - 2017	2017 - 2018	2018 - 2019	2019 - 2020	>2020	All Years
PLANNING		34	0	0	0	0	0	0	34
	Total	34	0	0	0	0	0	0	34

RESPONSIBLE AGENCY: Florida Department of Transportation District 6

Item Segment TOTAL ALL Years ALL Phases: 34

Item Number: 252071

Item TOTAL ALL Years ALL Phases All Segments: 12,921

MIAMI-DADE METROPOLITAN PLANNING ORGANIZATION
TRANSPORTATION IMPROVEMENT PROGRAM
PRIMARY STATE HIGHWAYS AND INTERMODAL



TRANSPORTATION PLANNING

MPO Project Num: **DT2520941**
 LRTP Ref.: C-9
 County: MIAMI-DADE
 Roadway ID:
 Lanes Exist: 0
 Lanes Improved: 0
 Lanes Added: 0
 Project Length: .000
 District: 06

Project Description: **METROPOLITAN PLANNING
ORGANIZATION (MPO) SUPPORT**

Type of Work: **MODAL SYSTEMS PLANNING**

SIS or Non-SIS: **No**

Extra Description:

		Proposed Funding (in \$000s)							
PHASE :	Funding Source	<2016	2015 - 2016	2016 - 2017	2017 - 2018	2018 - 2019	2019 - 2020	>2020	All Years
PLANNING	D	331	0	0	0	0	0	0	331
PLANNING	D	3,342	200	200	200	200	200	0	4,342
PLANNING	D	1,019	0	0	0	0	0	0	1,019
PLANNING	SU	100	0	0	0	0	0	0	100
PLANNING	HP	46	0	0	0	0	0	0	46
Total		4,839	200	200	200	200	200	0	5,839

RESPONSIBLE AGENCY: Florida Department of Transportation District 6

Item Segment TOTAL ALL Years ALL Phases: 5,839

Item Number: 252094

Item TOTAL ALL Years ALL Phases All Segments: 5,839

MIAMI-DADE METROPOLITAN PLANNING ORGANIZATION
TRANSPORTATION IMPROVEMENT PROGRAM
PRIMARY STATE HIGHWAYS AND INTERMODAL



TRANSPORTATION PLANNING

MPO Project Num: **DT2521801**
LRTP Ref.: C-9
County: MIAMI-DADE
Roadway ID:
Lanes Exist: 0
Lanes Improved: 0
Lanes Added: 0
Project Length: .000
District: 06

Project Description: **TRANSPORTATION STATISTICS
SUPPORT #2**

Type of Work: **TRANSPORTATION STATISTICS**

SIS or Non-SIS: **No**

Extra Description:

		Proposed Funding (in \$000s)							
PHASE :	Funding Source	<2016	2015 - 2016	2016 - 2017	2017 - 2018	2018 - 2019	2019 - 2020	>2020	All Years
PLANNING	D	229	0	0	0	0	0	0	229
PLANNING	D	5,275	600	500	500	500	500	0	7,875
PLANNING	SU	893	0	0	0	0	0	0	893
PLANNING	SU	1,800	0	0	0	0	0	0	1,800
PLANNING	SU	500	0	0	0	0	0	0	500
PLANNING	SU	750	0	0	0	0	0	0	750
Total		9,447	600	500	500	500	500	0	12,047

RESPONSIBLE AGENCY: Florida Department of Transportation District 6

Item Segment TOTAL ALL Years ALL Phases: 12,047

Item Number: 252180

Item TOTAL ALL Years ALL Phases All Segments: 12,047

MIAMI-DADE METROPOLITAN PLANNING ORGANIZATION
TRANSPORTATION IMPROVEMENT PROGRAM
PRIMARY STATE HIGHWAYS AND INTERMODAL



TRANSPORTATION PLANNING

MPO Project Num: **DT4034871**
LRTP Ref.: C-9
County: DIST/ST-WIDE
Roadway ID:
Lanes Exist: 0
Lanes Improved: 0
Lanes Added: 0
Project Length: .000
District: 06

Project Description: **HPR PROGRAM TRANSPORTATION
PLANNING ACTIVITIES**

Type of Work: **TRANSPORTATION PLANNING**

SIS or Non-SIS: **No**

Extra Description:

		Proposed Funding (in \$000s)							
PHASE :	Funding Source	<2016	2015 - 2016	2016 - 2017	2017 - 2018	2018 - 2019	2019 - 2020	>2020	All Years
PLANNING	D	381	94	99	105	111	111	0	901
PLANNING	HPAC	887	0	0	0	0	0	0	887
PLANNING	HPAC	626	0	0	0	0	0	0	626
PLANNING	HP	4,493	705	729	753	778	787	0	8,245
PLANNING	HP	1,346	0	0	0	0	0	0	1,346
PLANNING	HP	1,160	0	0	0	0	0	0	1,160
PLANNING	HP	1,057	0	0	0	0	0	0	1,057
PLANNING	HP	940	0	0	0	0	0	0	940
PLANNING	HP	849	0	0	0	0	0	0	849
PLANNING	HP	816	0	0	0	0	0	0	816
PLANNING	HP	15	0	0	0	0	0	0	15
PLANNING	D	15	0	0	0	0	0	0	15
PLANNING	D	4	0	0	0	0	0	0	4
PLANNING	D	2	0	0	0	0	0	0	2

MIAMI-DADE METROPOLITAN PLANNING ORGANIZATION
TRANSPORTATION IMPROVEMENT PROGRAM
PRIMARY STATE HIGHWAYS AND INTERMODAL



TRANSPORTATION PLANNING

MPO Project Num: **DT4034871**
 LRTP Ref.: C-9
 County: DIST/ST-WIDE
 Roadway ID:
 Lanes Exist: 0
 Lanes Improved: 0
 Lanes Added: 0
 Project Length: .000
 District: 06

Project Description: **HPR PROGRAM TRANSPORTATION
PLANNING ACTIVITIES**

Type of Work: **TRANSPORTATION PLANNING**

SIS or Non-SIS: **No**

Extra Description:

		Proposed Funding (in \$000s)							
PHASE :	Funding Source	<2016	2015 - 2016	2016 - 2017	2017 - 2018	2018 - 2019	2019 - 2020	>2020	All Years
PLANNING	D	0	0	0	0	0	0	0	0
PLANNING	D	1	0	0	0	0	0	0	1
PLANNING	D	1	0	0	0	0	0	0	1
Total		12,592	799	828	858	889	898	0	16,864

RESPONSIBLE AGENCY: Florida Department of Transportation District 6

Item Segment TOTAL ALL Years ALL Phases: 16,864

Item Number: 403487

Item TOTAL ALL Years ALL Phases All Segments: 16,896

MIAMI-DADE METROPOLITAN PLANNING ORGANIZATION
TRANSPORTATION IMPROVEMENT PROGRAM
PRIMARY STATE HIGHWAYS AND INTERMODAL



TRANSPORTATION PLANNING

MPO Project Num: **DT4034872**
LRTP Ref.: NA
County: DIST/ST-WIDE
Roadway ID:
Lanes Exist: 0
Lanes Improved: 0
Lanes Added: 0
Project Length: .000
District: 06

Project Description: **HPF PROGRAM TRANSPORTATION PLANNING**

Type of Work: **TRANSPORTATION PLANNING**

SIS or Non-SIS: **No**

Extra Description:

PHASE :	Funding Source	Proposed Funding (in \$000s)							
		<2016	2015 - 2016	2016 - 2017	2017 - 2018	2018 - 2019	2019 - 2020	>2020	All Years
PLANNING		32	0	0	0	0	0	0	32
	Total	32	0	0	0	0	0	0	32

RESPONSIBLE AGENCY: Florida Department of Transportation District 6

Item Segment TOTAL ALL Years ALL Phases: 32

Item Number: 403487

Item TOTAL ALL Years ALL Phases All Segments: 16,896

MIAMI-DADE METROPOLITAN PLANNING ORGANIZATION
TRANSPORTATION IMPROVEMENT PROGRAM
PRIMARY STATE HIGHWAYS AND INTERMODAL



TRANSPORTATION PLANNING

MPO Project Num: **DT4034881**
LRTP Ref.: C-9
County: DIST/ST-WIDE
Roadway ID:
Lanes Exist: 0
Lanes Improved: 0
Lanes Added: 0
Project Length: .000
District: 06

Project Description: **HPR PROGRAM DATA COLLECTION
ACTIVITIES**

Type of Work: **TRANSPORTATION STATISTICS**

SIS or Non-SIS: **No**

Extra Description:

PHASE :	Funding Source	Proposed Funding (in \$000s)							
		<2016	2015 - 2016	2016 - 2017	2017 - 2018	2018 - 2019	2019 - 2020	>2020	All Years
PLANNING	D	0	0	0	0	0	0	0	0
PLANNING	D	1	0	0	0	0	0	0	1
PLANNING	HP	87	0	0	0	0	0	0	87
PLANNING	D	2	0	0	0	0	0	0	2
PLANNING	HP	131	0	0	0	0	0	0	131
PLANNING	HP	173	0	0	0	0	0	0	173
PLANNING	D	20	20	20	20	20	20	0	120
PLANNING	HP	208	0	0	0	0	0	0	208
PLANNING	HP	1,373	200	200	200	200	209	0	2,382
PLANNING	HPAC	61	0	0	0	0	0	0	61
PLANNING	HPAC	68	0	0	0	0	0	0	68
PLANNING	HP	74	0	0	0	0	0	0	74
PLANNING	HP	192	0	0	0	0	0	0	192
Total		2,390	220	220	220	220	229	0	3,499

MIAMI-DADE METROPOLITAN PLANNING ORGANIZATION
TRANSPORTATION IMPROVEMENT PROGRAM
PRIMARY STATE HIGHWAYS AND INTERMODAL



TRANSPORTATION PLANNING

MPO Project Num: **DT4034881**
LRTP Ref.: C-9
County: DIST/ST-WIDE
Roadway ID:
Lanes Exist: 0
Lanes Improved: 0
Lanes Added: 0
Project Length: .000
District: 06

Project Description: **HPR PROGRAM DATA COLLECTION
ACTIVITIES**

Type of Work: **TRANSPORTATION STATISTICS**

SIS or Non-SIS: **No**

Extra Description:

PHASE :	Funding Source	Proposed Funding (in \$000s)							All Years
		<2016	2015 - 2016	2016 - 2017	2017 - 2018	2018 - 2019	2019 - 2020	>2020	

RESPONSIBLE AGENCY: Florida Department of Transportation District 6

Item Segment TOTAL ALL Years ALL Phases: 3,499

Item Number: 403488

Item TOTAL ALL Years ALL Phases All Segments: 3,499

MIAMI-DADE METROPOLITAN PLANNING ORGANIZATION
TRANSPORTATION IMPROVEMENT PROGRAM
PRIMARY STATE HIGHWAYS AND INTERMODAL



TRANSPORTATION PLANNING

MPO Project Num: **DT4034891**
LRTP Ref.: C-9
County: DIST/ST-WIDE
Roadway ID:
Lanes Exist: 0
Lanes Improved: 0
Lanes Added: 0
Project Length: .000
District: 06

Project Description: **HPR PROGRAM SYSTEMS PLANNING
ACTIVITIES**

Type of Work: **TRANSPORTATION PLANNING**

SIS or Non-SIS: **No**

Extra Description:

PHASE :	Funding Source	Proposed Funding (in \$000s)							
		<2016	2015 - 2016	2016 - 2017	2017 - 2018	2018 - 2019	2019 - 2020	>2020	All Years
PLANNING	HP	59	0	0	0	0	0	0	59
PLANNING	D	0	0	0	0	0	0	0	0
PLANNING	HPAC	12	0	0	0	0	0	0	12
PLANNING	HP	1,656	300	300	300	300	309	0	3,165
PLANNING	D	120	30	30	30	30	30	0	270
PLANNING	HP	46	0	0	0	0	0	0	46
PLANNING	HP	22	0	0	0	0	0	0	22
PLANNING	HP	24	0	0	0	0	0	0	24
PLANNING	HP	44	0	0	0	0	0	0	44
PLANNING	HP	32	0	0	0	0	0	0	32
PLANNING	HPAC	7	0	0	0	0	0	0	7
Total		2,022	330	330	330	330	339	0	3,681

RESPONSIBLE AGENCY: Florida Department of Transportation District 6

Item Segment TOTAL ALL Years ALL Phases: 3,681

Item Number: 403489

Item TOTAL ALL Years ALL Phases All Segments: 3,681

MIAMI-DADE METROPOLITAN PLANNING ORGANIZATION
TRANSPORTATION IMPROVEMENT PROGRAM
PRIMARY STATE HIGHWAYS AND INTERMODAL



TRANSPORTATION PLANNING

MPO Project Num: **DT4081991**
LRTP Ref.: C-9
County: DIST/ST-WIDE
Roadway ID:
Lanes Exist: 0
Lanes Improved: 0
Lanes Added: 0
Project Length: .000
District: 06

Project Description: **TRANSPORTATION STATISTICS
SUPPORT #3**

Type of Work: **URBAN CORRIDOR IMPROVEMENTS** SIS or Non-SIS: **No**

Extra Description:

PHASE :	Funding Source	Proposed Funding (in \$000s)							All Years
		<2016	2015 - 2016	2016 - 2017	2017 - 2018	2018 - 2019	2019 - 2020	>2020	
PLANNING	D	6,177	500	600	600	500	500	0	8,877
	Total	6,177	500	600	600	500	500	0	8,877

RESPONSIBLE AGENCY: Florida Department of Transportation District 6

Item Segment TOTAL ALL Years ALL Phases: 8,877

Item Number: 408199 Item TOTAL ALL Years ALL Phases All Segments: 8,877

MPO Project Num: **DT4094911**
LRTP Ref.: NA
County: DIST/ST-WIDE
Roadway ID:
Lanes Exist: 0
Lanes Improved: 0
Lanes Added: 0
Project Length: .000
District: 06

Project Description: **DISTRICTWIDE PUBLIC
TRANSPORTATION CONSULTANT**

Type of Work: **PTO STUDIES** SIS or Non-SIS: **No**

Extra Description:

PHASE :	Funding Source	Proposed Funding (in \$000s)							All Years
		<2016	2015 - 2016	2016 - 2017	2017 - 2018	2018 - 2019	2019 - 2020	>2020	
PLANNING		400	0	0	0	0	0	0	400
	Total	400	0	0	0	0	0	0	400

RESPONSIBLE AGENCY: Florida Department of Transportation District 6

Item Segment TOTAL ALL Years ALL Phases: 400

Item Number: 409491 Item TOTAL ALL Years ALL Phases All Segments: 550

MIAMI-DADE METROPOLITAN PLANNING ORGANIZATION
TRANSPORTATION IMPROVEMENT PROGRAM
PRIMARY STATE HIGHWAYS AND INTERMODAL



TRANSPORTATION PLANNING

MPO Project Num: **DT4094916**
LRTP Ref.: **NA**
County: **DIST/ST-WIDE**
Roadway ID:
Lanes Exist: **0**
Lanes Improved: **0**
Lanes Added: **0**
Project Length: **.000**
District: **06**

Project Description: **DISTRICTWIDE PUBLIC
TRANSPORTATION CONSULTANT**

Type of Work: **PTO STUDIES**

SIS or Non-SIS: **No**

Extra Description:

PHASE :	Funding Source	Proposed Funding (in \$000s)							All Years
		<2016	2015 - 2016	2016 - 2017	2017 - 2018	2018 - 2019	2019 - 2020	>2020	
PLANNING		150	0	0	0	0	0	0	150
	Total	150	0	0	0	0	0	0	150

RESPONSIBLE AGENCY: **Florida Department of Transportation District 6**

Item Segment **TOTAL ALL Years ALL Phases:** **150**

Item Number: **409491**

Item **TOTAL ALL Years ALL Phases All Segments:** **550**

MPO Project Num: **DT4132211**
LRTP Ref.: **C-9**
County: **DIST/ST-WIDE**
Roadway ID:
Lanes Exist: **0**
Lanes Improved: **0**
Lanes Added: **0**
Project Length: **.000**
District: **06**

Project Description: **TRANSPORTATION SYSTEMS GIS DATA
DEVELOPMENT AND MAPPING**

Type of Work: **TRANSPORTATION STATISTICS**

SIS or Non-SIS: **No**

Extra Description:

PHASE :	Funding Source	Proposed Funding (in \$000s)							All Years
		<2016	2015 - 2016	2016 - 2017	2017 - 2018	2018 - 2019	2019 - 2020	>2020	
PLANNING	D	5,283	250	250	250	250	250	0	6,533
	Total	5,283	250	250	250	250	250	0	6,533

RESPONSIBLE AGENCY: **Florida Department of Transportation District 6**

Item Segment **TOTAL ALL Years ALL Phases:** **6,533**

Item Number: **413221**

Item **TOTAL ALL Years ALL Phases All Segments:** **7,976**

MIAMI-DADE METROPOLITAN PLANNING ORGANIZATION
TRANSPORTATION IMPROVEMENT PROGRAM
PRIMARY STATE HIGHWAYS AND INTERMODAL



TRANSPORTATION PLANNING

MPO Project Num: **DT4210531**
LRTP Ref.: NA
County: DIST/ST-WIDE
Roadway ID:
Lanes Exist: 0
Lanes Improved: 0
Lanes Added: 0
Project Length: .000
District: 06

Project Description: **DISTRICTWIDE PLANNING AND PD&E SUPPORT**

Type of Work: **TRANSPORTATION PLANNING**

SIS or Non-SIS: **No**

Extra Description:

PHASE :	Funding Source	Proposed Funding (in \$000s)							All Years
		<2016	2015 - 2016	2016 - 2017	2017 - 2018	2018 - 2019	2019 - 2020	>2020	
PLANNING		2,366	0	0	0	0	0	0	2,366
Total		2,366	0	0	0	0	0	0	2,366

RESPONSIBLE AGENCY: Florida Department of Transportation District 6

Item Segment TOTAL ALL Years ALL Phases: 2,366

Item Number: 421053

Item TOTAL ALL Years ALL Phases All Segments: 10,125

MPO Project Num: **DT4210532**
LRTP Ref.: NA
County: DIST/ST-WIDE
Roadway ID:
Lanes Exist: 0
Lanes Improved: 0
Lanes Added: 0
Project Length: .000
District: 06

Project Description: **DISTRICTWIDE PLANNING AND PD&E SUPPORT**

Type of Work: **GEOGRAPHIC INFO. SYSTEMS**

SIS or Non-SIS: **No**

Extra Description:

PHASE :	Funding Source	Proposed Funding (in \$000s)							All Years
		<2016	2015 - 2016	2016 - 2017	2017 - 2018	2018 - 2019	2019 - 2020	>2020	
PLANNING		34	0	0	0	0	0	0	34
Total		34	0	0	0	0	0	0	34

RESPONSIBLE AGENCY: Florida Department of Transportation District 6

Item Segment TOTAL ALL Years ALL Phases: 34

Item Number: 421053

Item TOTAL ALL Years ALL Phases All Segments: 10,125

MIAMI-DADE METROPOLITAN PLANNING ORGANIZATION
TRANSPORTATION IMPROVEMENT PROGRAM
PRIMARY STATE HIGHWAYS AND INTERMODAL



TRANSPORTATION PLANNING

MPO Project Num: **DT4210533**
 LRTP Ref.: C-9
 County: DIST/ST-WIDE
 Roadway ID:
 Lanes Exist: 0
 Lanes Improved: 0
 Lanes Added: 0
 Project Length: .000
 District: 06

Project Description: **DISTRICTWIDE INTERMODAL SYSTEMS
PLANNING**

Type of Work: **TRANSPORTATION PLANNING**

SIS or Non-SIS: **No**

Extra Description:

		Proposed Funding (in \$000s)							
PHASE :	Funding Source	<2016	2015 - 2016	2016 - 2017	2017 - 2018	2018 - 2019	2019 - 2020	>2020	All Years
PLANNING	D	2,725	1,000	1,000	1,000	1,000	1,000	0	7,725
	Total	2,725	1,000	1,000	1,000	1,000	1,000	0	7,725

RESPONSIBLE AGENCY: Florida Department of Transportation District 6

Item Segment TOTAL ALL Years ALL Phases: 7,725

Item Number: 421053

Item TOTAL ALL Years ALL Phases All Segments: 10,125

MIAMI-DADE METROPOLITAN PLANNING ORGANIZATION
TRANSPORTATION IMPROVEMENT PROGRAM
PRIMARY STATE HIGHWAYS AND INTERMODAL



TRANSPORTATION PLANNING

MPO Project Num: **DT4276051**
 LRTP Ref.: C-9
 County: MIAMI-DADE
 Roadway ID:
 Lanes Exist: 0
 Lanes Improved: 0
 Lanes Added: 0
 Project Length: .000
 District: 06

Project Description: **MIAMI-DADE MPO UPWP FY 2014/2015 & 2015/16 PL**

Type of Work: **TRANSPORTATION PLANNING**

SIS or Non-SIS: **No**

Extra Description:

		Proposed Funding (in \$000s)							
PHASE :	Funding Source	<2016	2015 - 2016	2016 - 2017	2017 - 2018	2018 - 2019	2019 - 2020	>2020	All Years
PLANNING	PL	2,690	1,796	0	0	0	0	0	4,486
PLANNING	LF	434	434	0	0	0	0	0	868
	Total	3,125	2,230	0	0	0	0	0	5,355

RESPONSIBLE AGENCY: Florida Department of Transportation District 6

Item Segment TOTAL ALL Years ALL Phases: 5,355

Item Number: 427605

Item TOTAL ALL Years ALL Phases All Segments: 14,275

MIAMI-DADE METROPOLITAN PLANNING ORGANIZATION
TRANSPORTATION IMPROVEMENT PROGRAM
PRIMARY STATE HIGHWAYS AND INTERMODAL



TRANSPORTATION PLANNING

MPO Project Num: **DT4276052**
 LRTP Ref.: C-9
 County: MIAMI-DADE
 Roadway ID:
 Lanes Exist: 0
 Lanes Improved: 0
 Lanes Added: 0
 Project Length: .000
 District: 06

Project Description: **MIAMI-DADE MPO UPWP FY 2016/2017 & 2017/2018 PL**

Type of Work: **TRANSPORTATION PLANNING**

SIS or Non-SIS: **No**

Extra Description:

		Proposed Funding (in \$000s)							
PHASE :	Funding Source	<2016	2015 - 2016	2016 - 2017	2017 - 2018	2018 - 2019	2019 - 2020	>2020	All Years
PLANNING	LF	0	0	434	434	0	0	0	868
PLANNING	PL	0	0	1,796	1,796	0	0	0	3,592
	Total	0	0	2,230	2,230	0	0	0	4,460

RESPONSIBLE AGENCY: Florida Department of Transportation District 6

Item Segment TOTAL ALL Years ALL Phases: 4,460

Item Number: 427605

Item TOTAL ALL Years ALL Phases All Segments: 14,275

MIAMI-DADE METROPOLITAN PLANNING ORGANIZATION
TRANSPORTATION IMPROVEMENT PROGRAM
PRIMARY STATE HIGHWAYS AND INTERMODAL



TRANSPORTATION PLANNING

MPO Project Num: **DT4276053**
 LRTP Ref.: C-9
 County: MIAMI-DADE
 Roadway ID:
 Lanes Exist: 0
 Lanes Improved: 0
 Lanes Added: 0
 Project Length: .000
 District: 06

Project Description: **MIAMI-DADE MPO UPWP FY 2018/2019 & 2019/2020**

Type of Work: **TRANSPORTATION PLANNING**

SIS or Non-SIS: **No**

Extra Description:

		Proposed Funding (in \$000s)							
PHASE :	Funding Source	<2016	2015 - 2016	2016 - 2017	2017 - 2018	2018 - 2019	2019 - 2020	>2020	All Years
PLANNING	LF	0	0	0	0	434	434	0	868
PLANNING	PL	0	0	0	0	1,796	1,796	0	3,592
	Total	0	0	0	0	2,230	2,230	0	4,460

RESPONSIBLE AGENCY: Florida Department of Transportation District 6

Item Segment TOTAL ALL Years ALL Phases: 4,460

Item Number: 427605

Item TOTAL ALL Years ALL Phases All Segments: 14,275

MIAMI-DADE METROPOLITAN PLANNING ORGANIZATION
TRANSPORTATION IMPROVEMENT PROGRAM
PRIMARY STATE HIGHWAYS AND INTERMODAL



TRANSPORTATION PLANNING

MPO Project Num: **DT4280441**
 LRTP Ref.: C-9
 County: MIAMI-DADE
 Roadway ID:
 Lanes Exist: 0
 Lanes Improved: 0
 Lanes Added: 0
 Project Length: .000
 District: 06

Project Description: **PLEMO OPERATING FUND NON-PROJECT SPECIFIC CONSULTANT TASKS**

Type of Work: **TRANSPORTATION PLANNING**

SIS or Non-SIS: **No**

Extra Description:

		Proposed Funding (in \$000s)							
PHASE :	Funding Source	<2016	2015 - 2016	2016 - 2017	2017 - 2018	2018 - 2019	2019 - 2020	>2020	All Years
PLANNING	D	490	183	183	183	183	183	0	1,405
	Total	490	183	183	183	183	183	0	1,405

RESPONSIBLE AGENCY: Florida Department of Transportation District 6

Item Segment TOTAL ALL Years ALL Phases: 1,405

Item Number: 428044

Item TOTAL ALL Years ALL Phases All Segments: 1,405

MIAMI-DADE METROPOLITAN PLANNING ORGANIZATION
TRANSPORTATION IMPROVEMENT PROGRAM
PRIMARY STATE HIGHWAYS AND INTERMODAL



TRANSPORTATION PLANNING

MPO Project Num: **DT4324511**
 LRTP Ref.: C-9
 County: DIST/ST-WIDE
 Roadway ID:
 Lanes Exist: 0
 Lanes Improved: 0
 Lanes Added: 0
 Project Length: .000
 District: 06

Project Description: **DISTRICTWIDE FLPO STUDIES
CONSULTANT SERVICES**

Type of Work: **PTO STUDIES**

SIS or Non-SIS: **No**

Extra Description:

PHASE :	Funding Source	Proposed Funding (in \$000s)							
		<2016	2015 - 2016	2016 - 2017	2017 - 2018	2018 - 2019	2019 - 2020	>2020	All Years
PLANNING	D	0	0	200	250	266	250	0	966
	Total	0	0	200	250	266	250	0	966
PRELIMINARY ENGINEERING	DS	0	150	0	0	0	0	0	150
	Total	0	150	0	0	0	0	0	150

RESPONSIBLE AGENCY: Florida Department of Transportation District 6

Item Segment TOTAL ALL Years ALL Phases: 1,116

Item Number: 432451

Item TOTAL ALL Years ALL Phases All Segments: 3,156

MIAMI-DADE METROPOLITAN PLANNING ORGANIZATION
TRANSPORTATION IMPROVEMENT PROGRAM
PRIMARY STATE HIGHWAYS AND INTERMODAL



TRANSPORTATION PLANNING

MPO Project Num: **DT4324512**
LRTP Ref.: C-9
County: DIST/ST-WIDE
Roadway ID:
Lanes Exist: 0
Lanes Improved: 0
Lanes Added: 0
Project Length: .000
District: 06

Project Description: **DISTRICTWIDE FREIGHT LOGISTICS & PASSENGER OPS CONSULTANT SERVICES**

Type of Work: **PTO STUDIES**

SIS or Non-SIS: **No**

Extra Description:

		Proposed Funding (in \$000s)							
PHASE :	Funding Source	<2016	2015 - 2016	2016 - 2017	2017 - 2018	2018 - 2019	2019 - 2020	>2020	All Years
PLANNING	D	700	450	350	0	250	290	0	2,040
	Total	700	450	350	0	250	290	0	2,040

RESPONSIBLE AGENCY: Florida Department of Transportation District 6

Item Segment TOTAL ALL Years ALL Phases: 2,040

Item Number: 432451

Item TOTAL ALL Years ALL Phases All Segments: 3,156

MPO Project Num: **DT4330561**
LRTP Ref.: C-9
County: DIST/ST-WIDE
Roadway ID:
Lanes Exist: 0
Lanes Improved: 0
Lanes Added: 0
Project Length: .000
District: 06

Project Description: **DISTRICTWIDE FREIGHT LOGISTICS & PAX CONSULTANT SERVICES**

Type of Work: **PTO STUDIES**

SIS or Non-SIS: **No**

Extra Description:

		Proposed Funding (in \$000s)							
PHASE :	Funding Source	<2016	2015 - 2016	2016 - 2017	2017 - 2018	2018 - 2019	2019 - 2020	>2020	All Years
PLANNING	D	250	525	450	250	250	290	0	2,015
	Total	250	525	450	250	250	290	0	2,015

RESPONSIBLE AGENCY: Florida Department of Transportation District 6

Item Segment TOTAL ALL Years ALL Phases: 2,015

Item Number: 433056

Item TOTAL ALL Years ALL Phases All Segments: 4,029

MIAMI-DADE METROPOLITAN PLANNING ORGANIZATION
TRANSPORTATION IMPROVEMENT PROGRAM
PRIMARY STATE HIGHWAYS AND INTERMODAL



TRANSPORTATION PLANNING

MPO Project Num: **DT4330562**
 LRTP Ref.: C-9
 County: DIST/ST-WIDE
 Roadway ID:
 Lanes Exist: 0
 Lanes Improved: 0
 Lanes Added: 0
 Project Length: .000
 District: 06

Project Description: **DISTRICTWIDE FREIGHT LOGISTICS & PAX CONSULTANT SERVICES**

Type of Work: **PTO STUDIES**

SIS or Non-SIS: **No**

Extra Description:

		Proposed Funding (in \$000s)							
PHASE :	Funding Source	<2016	2015 - 2016	2016 - 2017	2017 - 2018	2018 - 2019	2019 - 2020	>2020	All Years
PLANNING	D	250	524	450	250	250	290	0	2,014
	Total	250	524	450	250	250	290	0	2,014

RESPONSIBLE AGENCY: Florida Department of Transportation District 6

Item Segment TOTAL ALL Years ALL Phases: 2,014

Item Number: 433056

Item TOTAL ALL Years ALL Phases All Segments: 4,029

MIAMI-DADE METROPOLITAN PLANNING ORGANIZATION
TRANSPORTATION IMPROVEMENT PROGRAM
PRIMARY STATE HIGHWAYS AND INTERMODAL



TRANSPORTATION PLANNING

MPO Project Num: **DT4330571**
 LRTP Ref.: C-9
 County: DIST/ST-WIDE
 Roadway ID:
 Lanes Exist: 0
 Lanes Improved: 0
 Lanes Added: 0
 Project Length: .000
 District: 06

Project Description: **DISTRICTWIDE PUBLIC
TRANSPORTATION CONSULTANT
SERVICES**

Type of Work: **PTO STUDIES**

SIS or Non-SIS: **No**

Extra Description:

		Proposed Funding (in \$000s)							
PHASE :	Funding Source	<2016	2015 - 2016	2016 - 2017	2017 - 2018	2018 - 2019	2019 - 2020	>2020	All Years
PLANNING	D	0	0	160	450	259	290	0	1,159
	Total	0	0	160	450	259	290	0	1,159
PRELIMINARY ENGINEERING	DS	0	0	100	100	0	0	0	200
	Total	0	0	100	100	0	0	0	200

RESPONSIBLE AGENCY: Florida Department of Transportation District 6

Item Segment TOTAL ALL Years ALL Phases: 1,359

Item Number: 433057

Item TOTAL ALL Years ALL Phases All Segments: 2,611

MIAMI-DADE METROPOLITAN PLANNING ORGANIZATION
TRANSPORTATION IMPROVEMENT PROGRAM
PRIMARY STATE HIGHWAYS AND INTERMODAL



TRANSPORTATION PLANNING

MPO Project Num: **DT4330572**
 LRTP Ref.: C-9
 County: DIST/ST-WIDE
 Roadway ID:
 Lanes Exist: 0
 Lanes Improved: 0
 Lanes Added: 0
 Project Length: .000
 District: 06

Project Description: **DISTRICTWIDE PUBLIC
TRANSPORTATION CONSULTANT
SERVICES**

Type of Work: **PTO STUDIES**

SIS or Non-SIS: **No**

Extra Description:

		Proposed Funding (in \$000s)							
PHASE :	Funding Source	<2016	2015 - 2016	2016 - 2017	2017 - 2018	2018 - 2019	2019 - 2020	>2020	All Years
PLANNING	D	0	0	200	500	262	290	0	1,252
	Total	0	0	200	500	262	290	0	1,252

RESPONSIBLE AGENCY: Florida Department of Transportation District 6

Item Segment TOTAL ALL Years ALL Phases: 1,252

Item Number: 433057

Item TOTAL ALL Years ALL Phases All Segments: 2,611

MIAMI-DADE METROPOLITAN PLANNING ORGANIZATION
TRANSPORTATION IMPROVEMENT PROGRAM
PRIMARY STATE HIGHWAYS AND INTERMODAL



TRANSPORTATION PLANNING

MPO Project Num: **DT4351401**
 LRTP Ref.: C-9
 County: DIST/ST-WIDE
 Roadway ID:
 Lanes Exist: 0
 Lanes Improved: 0
 Lanes Added: 0
 Project Length: .000
 District: 06

Project Description: **DISTRICTWIDE FREIGHT LOGISTICS & PAX CONSULTANT SERVICES**

Type of Work: **PTO STUDIES**

SIS or Non-SIS: **No**

Extra Description:

		Proposed Funding (in \$000s)							
PHASE :	Funding Source	<2016	2015 - 2016	2016 - 2017	2017 - 2018	2018 - 2019	2019 - 2020	>2020	All Years
PLANNING	D	212	112	112	400	663	500	0	1,999
	Total	212	112	112	400	663	500	0	1,999
PRELIMINARY ENGINEERING	DS	0	200	0	0	0	0	0	200
	Total	0	200	0	0	0	0	0	200

RESPONSIBLE AGENCY: Florida Department of Transportation District 6

Item Segment TOTAL ALL Years ALL Phases: 2,199

Item Number: 435140

Item TOTAL ALL Years ALL Phases All Segments: 2,199

MIAMI-DADE METROPOLITAN PLANNING ORGANIZATION
TRANSPORTATION IMPROVEMENT PROGRAM
PRIMARY STATE HIGHWAYS AND INTERMODAL



TRANSPORTATION PLANNING

MPO Project Num: **DT4366161**
LRTP Ref.: C-9
County: MIAMI-DADE
Roadway ID:
Lanes Exist:
Lanes Improved:
Lanes Added:
Project Length: .000
District: 06

Project Description: **PROS AND UNIVERSITY OF MIAMI
BIKESAFE PARTNERSHIP**

Type of Work: **PUBLIC INFORMATION/EDUCATION**

SIS or Non-SIS: **No**

Extra Description:

PHASE :	Funding Source	Proposed Funding (in \$000s)							
		<2016	2015 - 2016	2016 - 2017	2017 - 2018	2018 - 2019	2019 - 2020	>2020	All Years
PLANNING	TALU	0	330	0	0	0	0	0	330
PLANNING	SA	0	5	0	0	0	0	0	5
	Total	0	335	0	0	0	0	0	335

RESPONSIBLE AGENCY: Miami-Dade County Parks & Recreation

Item Segment TOTAL ALL Years ALL Phases: 335

Item Number: 436616 Item TOTAL ALL Years ALL Phases All Segments: 335


Yearly Totals	63,855	9,108	8,913	9,071	9,002	9,029	0	108,978
TRANSPORTATION PLANNING Totals								5 Year TIP Total 45,123

TOTAL COSTS - ALL PROJECTS

Yearly Totals	5,546,737	947,187	1,087,470	973,400	686,926	499,320	2,545,389	12,286,429
FDOT Totals								5 Year TIP Total 4,194,303

THIS PAGE INTENTIONALLY LEFT BLANK

TRANSPORTATION IMPROVEMENT PROGRAM (TIP)



PART TWO: 5-YEAR PROJECT LISTING Florida's Turnpike Enterprise



THIS PAGE INTENTIONALLY LEFT BLANK



Fiscal Years 2015/2016 - 2019/2020 Transportation Improvement Program

TURNPIKE ENTERPRISE

Florida Department of Transportation

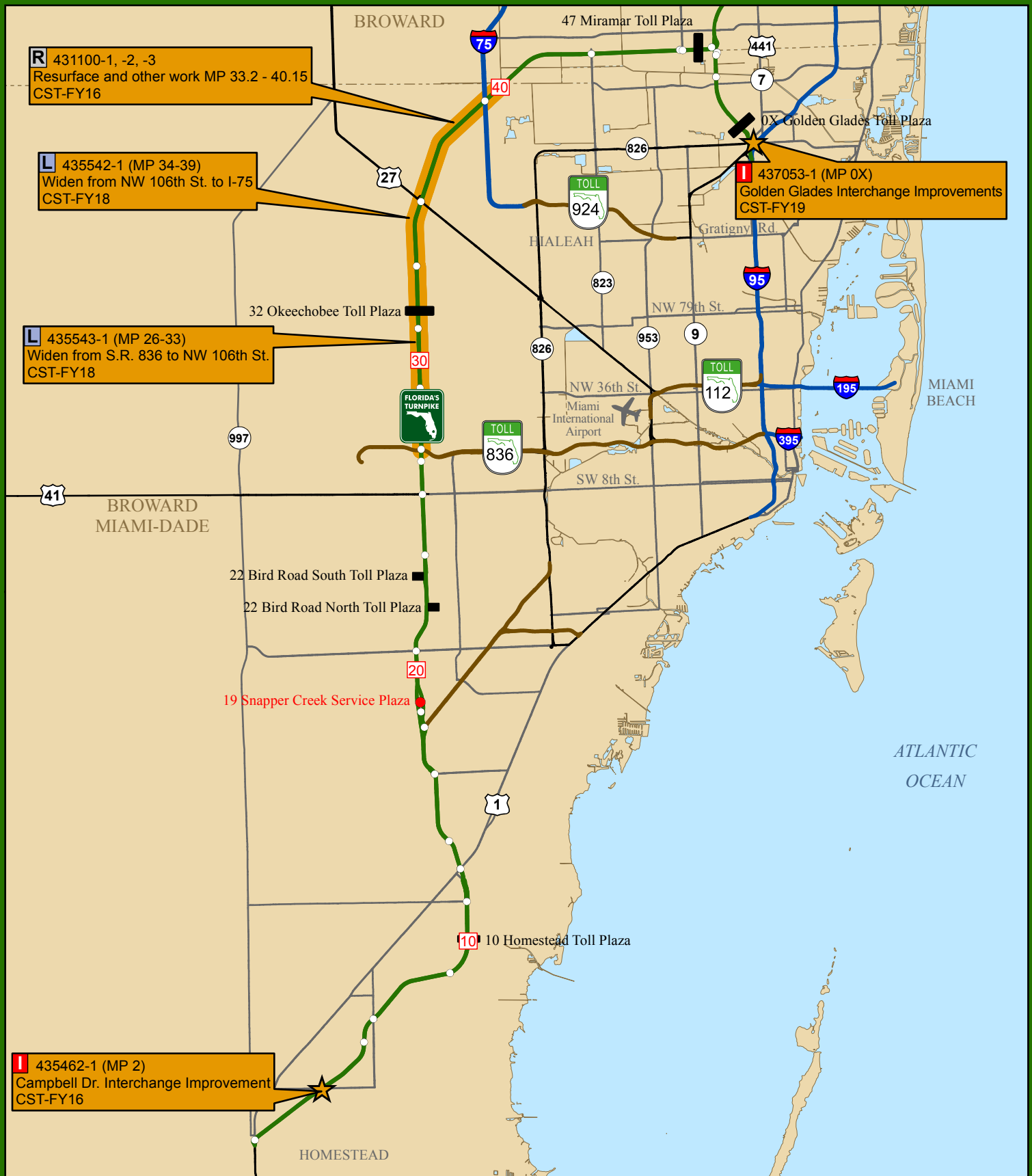
Florida's Turnpike Enterprise is an agency of the Florida Department of Transportation, overseeing a 460 mile system of limited access toll highways. The Turnpike Mainline reaches from North Miami to a junction with Interstate 75 in north central Florida. The Mainline extends through the counties of Miami-Dade, Broward, Palm Beach, Martin, St. Lucie, Indian River, Okeechobee, Osceola, Orange, Lake and Sumter. The Turnpike System includes the 47 mile Homestead Extension in Miami-Dade and Broward Counties; among other facilities statewide.

Florida's Turnpike is a user-financed system that uses toll revenues, service plaza sales revenue, and bonds to pay for new construction and maintenance of the entire system. The Turnpike does not receive traditional gas tax revenue.

Miami-Dade County Turnpike Planned Projects

- Widen 13 miles of Homestead Extension (SR 821) in Miami-Dade County
 - From SR 836 to NW 106th Street (6 to 10 lanes including express lanes)
 - From NW 106th Street to I-75 (6 to 10 lanes including express lanes)
- Interchange improvements at the following locations:
 - Campbell Drive Interchange
 - Golden Glades Interchange
- Turnpike resurfacing projects:
 - From Milepost 33.2 to Milepost 40.15

THIS PAGE INTENTIONALLY LEFT BLANK



Turnpike in Miami-Dade County



March 16, 2015
Sources: NAVTEQ 2013
Florida's Turnpike Enterprise, 2015

000 Mile Marker

Toll Plaza

Service Plaza

Work Program Funded Project

Interchange Project

Add Lanes Project

Resurfacing Project

Interchange

Existing Turnpike System Facility

Interstate Highway

Other Toll Road

Arterial

Other Road

County Boundary



Produced by:
AECOM

MIAMI-DADE METROPOLITAN PLANNING ORGANIZATION
TRANSPORTATION IMPROVEMENT PROGRAM
FDOT TURNPIKE ENTERPRISE



TURNPIKE

MPO Project Num: **TP4060961**
 LRTP Ref.: ****
 County: **MIAMI-DADE**
 Roadway ID: **87471000**
 Lanes Exist: **6**
 Lanes Improved: **6**
 Lanes Added: **2**
 Project Length: **4.927**
 District: **06**

Project Description: **HEFT**

FROM N OF EUREKA

TO S OF KILLIAN PKWY

Type of Work: **ADD LANES & RECONSTRUCT**

		Proposed Funding (in \$000s)							
	Funding Source	<2015	2015 - 2016	2016 - 2017	2017 - 2018	2018 - 2019	2019 - 2020	>2020	All Years
PHASE : CONTRACT INCENTIVES	PKBD	0	0	5,000	0	0	0	0	5,000
	Totals	0	0	5,000	0	0	0	0	5,000
PHASE : DESIGN BUILD	GMR	7,557	0	0	0	0	0	0	7,557
PHASE : DESIGN BUILD	LF	10,000	0	0	0	0	0	0	10,000
PHASE : DESIGN BUILD	LFU	7,557	0	0	0	0	0	0	7,557
PHASE : DESIGN BUILD	PKBD	142,144	1,040	0	0	0	0	0	143,184
PHASE : DESIGN BUILD	PKYI	785	414	0	0	0	0	0	1,199
	Totals	168,043	1,454	0	0	0	0	0	169,497
PHASE : P D & E	PKYI	2,833	0	0	0	0	0	0	2,833
	Totals	2,833	0	0	0	0	0	0	2,833
PHASE : PRELIMINARY ENGINEER	PKYI	20,102	0	0	0	0	0	0	20,102
	Totals	20,102	0	0	0	0	0	0	20,102
PHASE : RAILROAD & UTILITIES	PKYI	686	0	0	0	0	0	0	686
PHASE : RAILROAD & UTILITIES	GMR	615	0	0	0	0	0	0	615
PHASE : RAILROAD & UTILITIES	LFU	615	0	0	0	0	0	0	615

MIAMI-DADE METROPOLITAN PLANNING ORGANIZATION
TRANSPORTATION IMPROVEMENT PROGRAM
FDOT TURNPIKE ENTERPRISE



TURNPIKE

MPO Project Num: **TP4060961**
LRTP Ref.: ****
County: MIAMI-DADE
Roadway ID: 87471000
Lanes Exist: 6
Lanes Improved: 6
Lanes Added: 2
Project Length: 4.927
District: 06

Project Description: **HEFT**

FROM N OF EUREKA

TO S OF KILLIAN PKWY

Type of Work: **ADD LANES & RECONSTRUCT**

		Proposed Funding (in \$000s)							
	Funding Source	<2015	2015 - 2016	2016 - 2017	2017 - 2018	2018 - 2019	2019 - 2020	>2020	All Years
PHASE : RIGHT OF WAY	Totals	1,916	0	0	0	0	0	0	1,916
	PKYI	2	0	0	0	0	0	0	2
	Totals	2	0	0	0	0	0	0	2

RESPONSIBLE AGENCY: Turnpike Enterprise

Item Segment TOTAL ALL Years ALL Phases: 199,351

Item Number: 406096 Item TOTAL ALL Years ALL Phases All Segments: 224,662

MPO Project Num: **TP4060963**
LRTP Ref.: 6-4
County: MIAMI-DADE
Roadway ID:
Lanes Exist:
Lanes Improved:
Lanes Added:
Project Length: 4.000
District: 06

Project Description: **HEFT**

FROM N OF EUREKA

TO S OF KILLIAN PKWY

Type of Work: **SIGNING/PAVEMENT MARKINGS**

		Proposed Funding (in \$000s)							
	Funding Source	<2015	2015 - 2016	2016 - 2017	2017 - 2018	2018 - 2019	2019 - 2020	>2020	All Years
PHASE : CONSTRUCTION	PKYI	0	0	358	0	0	0	0	358
Totals		0	0	358	0	0	0	0	358

RESPONSIBLE AGENCY: Turnpike Enterprise

Item Segment TOTAL ALL Years ALL Phases: 358

Item Number: 406096 Item TOTAL ALL Years ALL Phases All Segments: 224,662

MIAMI-DADE METROPOLITAN PLANNING ORGANIZATION
TRANSPORTATION IMPROVEMENT PROGRAM
FDOT TURNPIKE ENTERPRISE



TURNPIKE

MPO Project Num: **TP4150511**
 LRTP Ref.: 6-11
 County: MIAMI-DADE
 Roadway ID: 87471000
 Lanes Exist: 6
 Lanes Improved: 6
 Lanes Added: 4
 Project Length: 2.473
 District: 06

Project Description: **HEFT**

**FROM S OF KILLIAN PKWY
(MP 19.4)**

**TO N OF SW 72nd ST (MP
21.87) INC EXP LANE**

Type of Work: **ADD LANES & RECONSTRUCT**

		Proposed Funding (in \$000s)							
	Funding Source	<2015	2015 - 2016	2016 - 2017	2017 - 2018	2018 - 2019	2019 - 2020	>2020	All Years
PHASE : DESIGN BUILD	PKBD	80,476	207	0	0	0	0	0	80,683
PHASE : DESIGN BUILD	PKYI	217	2,430	0	0	0	0	0	2,647
	Totals	80,693	2,637	0	0	0	0	0	83,330
PHASE : ENVIRONMENTAL	PKYI	0	100	0	0	0	0	0	100
	Totals	0	100	0	0	0	0	0	100
PHASE : P D & E	PKYI	3,347	0	0	0	0	0	0	3,347
	Totals	3,347	0	0	0	0	0	0	3,347
PHASE : PRELIMINARY ENGINEER	DS	8	0	0	0	0	0	0	8
PHASE : PRELIMINARY ENGINEER	PKYI	9,067	0	0	0	0	0	0	9,067
	Totals	9,075	0	0	0	0	0	0	9,075
PHASE : RIGHT OF WAY	PKYI	0	0	0	0	0	0	0	0
	Totals	0	0	0	0	0	0	0	0

RESPONSIBLE AGENCY: **Turnpike Enterprise**

Item Segment TOTAL ALL Years ALL Phases: **95,852**

Item Number: 415051

Item TOTAL ALL Years ALL Phases All Segments: **256,148**

MIAMI-DADE METROPOLITAN PLANNING ORGANIZATION
TRANSPORTATION IMPROVEMENT PROGRAM
FDOT TURNPIKE ENTERPRISE



TURNPIKE

MPO Project Num: **TP4150512**
LRTP Ref.: 6-4
County: MIAMI-DADE
Roadway ID: 87471000
Lanes Exist:
Lanes Improved:
Lanes Added:
Project Length: 1.432
District: 06

Project Description: **THERMO FOR WIDEN HEFT**

**FROM S OF KILLIAN PKWY
(MP 19.4)**

**TO N OF SW 72nd ST (MP
21.87) INC EXP LANE**

Type of Work: **SIGNING/PAVEMENT MARKINGS**

		Proposed Funding (in \$000s)							
	Funding Source	<2015	2015 - 2016	2016 - 2017	2017 - 2018	2018 - 2019	2019 - 2020	>2020	All Years
PHASE : CONSTRUCTION	PKYI	0	0	0	286	0	0	0	286
	Totals	0	0	0	286	0	0	0	286

RESPONSIBLE AGENCY: Turnpike Enterprise

Item Segment TOTAL ALL Years ALL Phases: 280

Item Number: 415051 Item TOTAL ALL Years ALL Phases All Segments: 256,148

MPO Project Num: **TP4150513**
LRTP Ref.: NA
County: MIAMI-DADE
Roadway ID: 87471000
Lanes Exist:
Lanes Improved:
Lanes Added:
Project Length: 1.432
District: 06

Project Description: **LANDSCAPING FOR HEFT WIDEN**

**FROM S OF KILLIAN PKWY
(MP 19.4)**

**TO N OF SW 72nd ST (MP
21.87) INC EXP LANE**

Type of Work: **LANDSCAPING**

		Proposed Funding (in \$000s)							
	Funding Source	<2015	2015 - 2016	2016 - 2017	2017 - 2018	2018 - 2019	2019 - 2020	>2020	All Years
PHASE : CONSTRUCTION		0	0	0	0	0	0	1,903	1,903
	Totals	0	0	0	0	0	0	1,903	1,903

RESPONSIBLE AGENCY: Turnpike Enterprise

Item Segment TOTAL ALL Years ALL Phases: 1,903

Item Number: 415051 Item TOTAL ALL Years ALL Phases All Segments: 256,148

MIAMI-DADE METROPOLITAN PLANNING ORGANIZATION
TRANSPORTATION IMPROVEMENT PROGRAM
FDOT TURNPIKE ENTERPRISE



TURNPIKE

MPO Project Num: **TP4150514**
LRTP Ref.: 6-11
County: MIAMI-DADE
Roadway ID: 87471000
Lanes Exist: 6
Lanes Improved: 6
Lanes Added: 4
Project Length: 3.063
District: 06

Project Description: **HEFT**

FROM BIRD RD (MP 23.8)

TO SR 836 (MP 26)

Type of Work: **ADD LANES & RECONSTRUCT**

		Proposed Funding (in \$000s)							
	Funding Source	<2015	2015 - 2016	2016 - 2017	2017 - 2018	2018 - 2019	2019 - 2020	>2020	All Years
PHASE : DESIGN BUILD	PKYI	39	0	690	0	0	0	0	729
PHASE : DESIGN BUILD	PKBD	147,330	309	0	0	0	0	0	147,639
	Totals	147,370	309	690	0	0	0	0	148,369
PHASE : PRELIMINARY ENGINEER	PKYI	6,629	0	0	0	0	0	0	6,629
	Totals	6,629	0	0	0	0	0	0	6,629
PHASE : RAILROAD & UTILITIES	PKLF	143	0	0	0	0	0	0	143
PHASE : RAILROAD & UTILITIES	PKBD	100	0	0	0	0	0	0	100
	Totals	243	0	0	0	0	0	0	243

RESPONSIBLE AGENCY: Turnpike Enterprise

Item Segment TOTAL ALL Years ALL Phases: 155,241

Item Number: 415051

Item TOTAL ALL Years ALL Phases All Segments: 256,148

MIAMI-DADE METROPOLITAN PLANNING ORGANIZATION
TRANSPORTATION IMPROVEMENT PROGRAM
FDOT TURNPIKE ENTERPRISE



TURNPIKE

MPO Project Num: **TP4150515**
LRTP Ref.: 6-4
County: MIAMI-DADE
Roadway ID:
Lanes Exist:
Lanes Improved:
Lanes Added:
Project Length: 3.063
District: 06

Project Description: **THERMOPLASTIC FOR WIDEN HEFT FROM BIRD RD TO SR 836**

Type of Work: **SIGNING/PAVEMENT MARKINGS**

		Proposed Funding (in \$000s)							
	Funding Source	<2015	2015 - 2016	2016 - 2017	2017 - 2018	2018 - 2019	2019 - 2020	>2020	All Years
PHASE : CONSTRUCTION	PKYI	0	0	0	323	0	0	0	323
	Totals	0	0	0	323	0	0	0	323

RESPONSIBLE AGENCY: Turnpike Enterprise

Item Segment TOTAL ALL Years ALL Phases: 323

Item Number: 415051

Item TOTAL ALL Years ALL Phases All Segments: 256,148

MPO Project Num: **TP4150516**
LRTP Ref.: NA
County: MIAMI-DADE
Roadway ID:
Lanes Exist:
Lanes Improved:
Lanes Added:
Project Length: 3.063
District: 06

Project Description: **LANDSCAPING FOR HEFT WIDENING FROM BIRD RD TO SR 836**

Type of Work: **LANDSCAPING**

		Proposed Funding (in \$000s)							
	Funding Source	<2015	2015 - 2016	2016 - 2017	2017 - 2018	2018 - 2019	2019 - 2020	>2020	All Years
PHASE : CONSTRUCTION		0	0	0	0	0	0	2,514	2,514
	Totals	0	0	0	0	0	0	2,514	2,514
PHASE : PRELIMINARY ENGINEER		8	0	0	0	0	0	0	8
	Totals	8	0	0	0	0	0	0	8

MIAMI-DADE METROPOLITAN PLANNING ORGANIZATION
TRANSPORTATION IMPROVEMENT PROGRAM
FDOT TURNPIKE ENTERPRISE



TURNPIKE

RESPONSIBLE AGENCY: **Turnpike Enterprise**

Item Segment TOTAL ALL Years ALL Phases: **2,522**

Item Number: 415051

Item TOTAL ALL Years ALL Phases All Segments: **256,148**

MPO Project Num: **TP4154881**
LRTP Ref.: ****
County: MIAMI-DADE
Roadway ID: 87471000
Lanes Exist: 6
Lanes Improved: 6
Lanes Added: 4
Project Length: 2.706
District: 06

Project Description: **WIDEN HEFT**

FROM SW 216TH ST

TO N OF EUREKA DR

Type of Work: **ADD LANES & RECONSTRUCT**

		Proposed Funding (in \$000s)							
	Funding Source	<2015	2015 - 2016	2016 - 2017	2017 - 2018	2018 - 2019	2019 - 2020	>2020	All Years
PHASE : CONSTRUCTION	PKBD	48,089	172	0	0	0	0	0	48,261
PHASE : CONSTRUCTION	PKYI	728	0	0	0	0	0	0	728
	Totals	48,816	172	0	0	0	0	0	48,988
PHASE : PRELIMINARY ENGINEER	PKYI	4,323	0	0	0	0	0	0	4,323
	Totals	4,323	0	0	0	0	0	0	4,323

RESPONSIBLE AGENCY: **Turnpike Enterprise**

Item Segment TOTAL ALL Years ALL Phases: **53,312**

Item Number: 415488

Item TOTAL ALL Years ALL Phases All Segments: **54,730**

MIAMI-DADE METROPOLITAN PLANNING ORGANIZATION
TRANSPORTATION IMPROVEMENT PROGRAM
FDOT TURNPIKE ENTERPRISE



TURNPIKE

MPO Project Num: **TP4154882**
LRTP Ref.: **NA**
County: **MIAMI-DADE**
Roadway ID:
Lanes Exist:
Lanes Improved:
Lanes Added:
Project Length: **1.000**
District: **06**

Project Description: **LANDSCAPING OF HEFT WIDENING FROM SW 216TH ST TO N OF EUREKA DR**

Type of Work: **LANDSCAPING**

		Proposed Funding (in \$000s)							
	Funding Source	<2015	2015 - 2016	2016 - 2017	2017 - 2018	2018 - 2019	2019 - 2020	>2020	All Years
PHASE : CONSTRUCTION		1	0	0	0	0	0	1,129	1,130
	Totals	1	0	0	0	0	0	1,129	1,130

RESPONSIBLE AGENCY: **Turnpike Enterprise**

Item Segment TOTAL ALL Years ALL Phases: **1,130**

Item Number: **415488** Item TOTAL ALL Years ALL Phases All Segments: **54,730**

MPO Project Num: **TP4154883**
LRTP Ref.: **6-4**
County: **MIAMI-DADE**
Roadway ID:
Lanes Exist:
Lanes Improved:
Lanes Added:
Project Length: **1.000**
District: **06**

Project Description: **THERMOPLASTIC FOR HEFT WIDENING FROM SW 216 TH ST TO N OF EUREKA DR**

Type of Work: **SIGNING/PAVEMENT MARKINGS**

		Proposed Funding (in \$000s)							
	Funding Source	<2015	2015 - 2016	2016 - 2017	2017 - 2018	2018 - 2019	2019 - 2020	>2020	All Years
PHASE : CONSTRUCTION	PKYI	0	0	255	0	0	0	0	255
	Totals	0	0	255	0	0	0	0	255

RESPONSIBLE AGENCY: **Turnpike Enterprise**

Item Segment TOTAL ALL Years ALL Phases: **288**

Item Number: **415488** Item TOTAL ALL Years ALL Phases All Segments: **54,730**

MIAMI-DADE METROPOLITAN PLANNING ORGANIZATION
TRANSPORTATION IMPROVEMENT PROGRAM
FDOT TURNPIKE ENTERPRISE



TURNPIKE

MPO Project Num: **TP4233722**
LRTP Ref.: 6-11
County: MIAMI-DADE
Roadway ID: 87471000
Lanes Exist: 4
Lanes Improved: 4
Lanes Added: 2
Project Length: 6.477
District: 06

Project Description: **WIDEN HEFT**

FROM SW 288 ST (MP 5)

TO SW 216 ST (MP 11.8)

Type of Work: **ADD LANES & RECONSTRUCT**

		Proposed Funding (in \$000s)							
	Funding Source	<2015	2015 - 2016	2016 - 2017	2017 - 2018	2018 - 2019	2019 - 2020	>2020	All Years
PHASE : DESIGN BUILD	PKYI	76,558	165	1,642	0	0	0	0	78,365
	Totals	76,558	165	1,642	0	0	0	0	78,365
PHASE : PRELIMINARY ENGINEER	PKYI	3,855	0	0	0	0	0	0	3,855
	Totals	3,855	0	0	0	0	0	0	3,855

RESPONSIBLE AGENCY: Turnpike Enterprise

Item Segment TOTAL ALL Years ALL Phases: 82,220

Item Number: 423372

Item TOTAL ALL Years ALL Phases All Segments: 85,702

MPO Project Num: **TP4233723**
LRTP Ref.: 6-4
County: MIAMI-DADE
Roadway ID:
Lanes Exist:
Lanes Improved:
Lanes Added:
Project Length: 6.477
District: 06

Project Description: **THERMOPLASTIC WIDEN HEFT**

FROM SW 288TH ST (MP 5)

TO SW 216TH ST (MP 11)

Type of Work: **SIGNING/PAVEMENT MARKINGS**

		Proposed Funding (in \$000s)							
	Funding Source	<2015	2015 - 2016	2016 - 2017	2017 - 2018	2018 - 2019	2019 - 2020	>2020	All Years
PHASE : CONSTRUCTION	PKYI	0	0	697	0	0	0	47	744
	Totals	0	0	697	0	0	0	47	744

MIAMI-DADE METROPOLITAN PLANNING ORGANIZATION
TRANSPORTATION IMPROVEMENT PROGRAM
FDOT TURNPIKE ENTERPRISE



TURNPIKE

RESPONSIBLE AGENCY: **Turnpike Enterprise**

Item Segment TOTAL ALL Years ALL Phases: **744**

Item Number: 423372

Item TOTAL ALL Years ALL Phases All Segments: **85,702**

MPO Project Num: **TP4233724**
LRTP Ref.: **NA**
County: **MIAMI-DADE**
Roadway ID: _____
Lanes Exist: _____
Lanes Improved: _____
Lanes Added: _____
Project Length: **6.477**
District: **06**

Project Description: **LANDSCAPING OF WIDEN HEFT**

FROM SW 288TH ST (MP 5)

TO SW 216TH ST (MP 11)

Type of Work: **LANDSCAPING**

		Proposed Funding (in \$000s)							
	Funding Source	<2015	2015 - 2016	2016 - 2017	2017 - 2018	2018 - 2019	2019 - 2020	>2020	All Years
PHASE : CONSTRUCTION		0	0	0	0	0	0	1,325	1,325
	Totals	0	0	0	0	0	0	1,325	1,325

RESPONSIBLE AGENCY: **Turnpike Enterprise**

Item Segment TOTAL ALL Years ALL Phases: **1,325**

Item Number: 423372

Item TOTAL ALL Years ALL Phases All Segments: **85,702**

MIAMI-DADE METROPOLITAN PLANNING ORGANIZATION
TRANSPORTATION IMPROVEMENT PROGRAM
FDOT TURNPIKE ENTERPRISE



TURNPIKE

MPO Project Num: **TP4271461**
 LRTP Ref.: ****
 County: **MIAMI-DADE**
 Roadway ID:
 Lanes Exist:
 Lanes Improved:
 Lanes Added:
 Project Length: 1.864
 District: 06

Project Description: **WIDEN HEFT**

FROM N OF SW72 ST (MP 21.873)

TO BIRD RD (MP 23.8)

Type of Work: **ADD LANES & RECONSTRUCT**

		Proposed Funding (in \$000s)							
	Funding Source	<2015	2015 - 2016	2016 - 2017	2017 - 2018	2018 - 2019	2019 - 2020	>2020	All Years
PHASE : DESIGN BUILD	PKYI	133	0	0	2,200	0	0	0	2,333
PHASE : DESIGN BUILD	PKBD	60,337	0	152	0	0	0	0	60,489
	Totals	60,471	0	152	2,200	0	0	0	62,823
PHASE : P D & E	PKYI	197	0	0	0	0	0	0	197
	Totals	197	0	0	0	0	0	0	197
PHASE : PRELIMINARY ENGINEER	PKYI	3,476	0	0	0	0	0	0	3,476
	Totals	3,476	0	0	0	0	0	0	3,476
PHASE : RAILROAD & UTILITIES	PKBD	449	0	0	0	0	0	0	449
	Totals	449	0	0	0	0	0	0	449

RESPONSIBLE AGENCY: **Turnpike Enterprise**

Item Segment TOTAL ALL Years ALL Phases: 66,945

Item Number: 427146

Item TOTAL ALL Years ALL Phases All Segments: 68,082

MIAMI-DADE METROPOLITAN PLANNING ORGANIZATION
TRANSPORTATION IMPROVEMENT PROGRAM
FDOT TURNPIKE ENTERPRISE



TURNPIKE

MPO Project Num: **TP4271462**
LRTP Ref.: 6-4
County: MIAMI-DADE
Roadway ID:
Lanes Exist:
Lanes Improved:
Lanes Added:
Project Length: 1.864
District: 06

Project Description: **THERMOPLASTIC FOR HEFT WIDENING FROM N OF SW 72 ST TO BIRD RD**

Type of Work: **SIGNING/PAVEMENT MARKINGS**

		Proposed Funding (in \$000s)							
	Funding Source	<2015	2015 - 2016	2016 - 2017	2017 - 2018	2018 - 2019	2019 - 2020	>2020	All Years
PHASE : CONSTRUCTION	PKYI	0	1	0	99	0	0	0	100
	Totals	0	1	0	99	0	0	0	100

RESPONSIBLE AGENCY: Turnpike Enterprise

Item Segment TOTAL ALL Years ALL Phases: 100

Item Number: 427146 Item TOTAL ALL Years ALL Phases All Segments: 68,082

MPO Project Num: **TP4271463**
LRTP Ref.: NA
County: MIAMI-DADE
Roadway ID:
Lanes Exist:
Lanes Improved:
Lanes Added:
Project Length: 1.864
District: 06

Project Description: **LANDSCAPING FOR HEFT WIDENING FROM N OF SW 72 ST TO BIRD RD**

Type of Work: **LANDSCAPING**

		Proposed Funding (in \$000s)							
	Funding Source	<2015	2015 - 2016	2016 - 2017	2017 - 2018	2018 - 2019	2019 - 2020	>2020	All Years
PHASE : CONSTRUCTION		0	0	0	0	0	0	1,037	1,037
	Totals	0	0	0	0	0	0	1,037	1,037

RESPONSIBLE AGENCY: Turnpike Enterprise

Item Segment TOTAL ALL Years ALL Phases: 1,037

Item Number: 427146 Item TOTAL ALL Years ALL Phases All Segments: 68,082

MIAMI-DADE METROPOLITAN PLANNING ORGANIZATION
TRANSPORTATION IMPROVEMENT PROGRAM
FDOT TURNPIKE ENTERPRISE



TURNPIKE

MPO Project Num: **TP4311001**
LRTP Ref.: C-9
County: MIAMI-DADE
Roadway ID:
Lanes Exist: 4
Lanes Improved: 4
Lanes Added: 0
Project Length: 6.950
District: 06

Project Description: **RESURFACE HEFT**

FROM MP 33.2 TO MP 38.7 & MP 33.2 TO MP 40.15 (NB)
(SB)

Type of Work: **RESURFACING**

		Proposed Funding (in \$000s)							
	Funding Source	<2015	2015 - 2016	2016 - 2017	2017 - 2018	2018 - 2019	2019 - 2020	>2020	All Years
PHASE : CONSTRUCTION	PKYI	43	0	0	0	0	0	0	43
PHASE : CONSTRUCTION	PKYR	2	1,861	0	0	0	0	0	1,863
	Totals	44	1,861	0	0	0	0	0	1,905
PHASE : PRELIMINARY ENGINEER	PKYI	3,217	0	0	0	0	0	0	3,217
PHASE : PRELIMINARY ENGINEER	PKYR	162	0	0	0	0	0	0	162
	Totals	3,379	0	0	0	0	0	0	3,379

RESPONSIBLE AGENCY: Turnpike Enterprise

Item Segment TOTAL ALL Years ALL Phases: 5,284

Item Number: 431100 Item TOTAL ALL Years ALL Phases All Segments: 5,365

MIAMI-DADE METROPOLITAN PLANNING ORGANIZATION
TRANSPORTATION IMPROVEMENT PROGRAM
FDOT TURNPIKE ENTERPRISE



TURNPIKE

MPO Project Num: **TP4311002**
 LRTP Ref.: **6-4**
 County: **MIAMI-DADE**
 Roadway ID: _____
 Lanes Exist: _____
 Lanes Improved: _____
 Lanes Added: _____
 Project Length: **6.423**
 District: **06**

Project Description: **THERMOPLASTIC FOR HEFT RESURFACING** **FROM MP 33.2 TO MP 40.15**
 Type of Work: **SIGNING/PAVEMENT MARKINGS**

		Proposed Funding (in \$000s)							
	Funding Source	<2015	2015 - 2016	2016 - 2017	2017 - 2018	2018 - 2019	2019 - 2020	>2020	All Years
PHASE : CONSTRUCTION	PKYR	0	322	0	0	0	0	0	322
	Totals	0	322	0	0	0	0	0	322

RESPONSIBLE AGENCY: **Turnpike Enterprise**

Item Segment TOTAL ALL Years ALL Phases: **76**

Item Number: **431100** Item TOTAL ALL Years ALL Phases All Segments: **5,365**

MIAMI-DADE METROPOLITAN PLANNING ORGANIZATION
TRANSPORTATION IMPROVEMENT PROGRAM
FDOT TURNPIKE ENTERPRISE



TURNPIKE

MPO Project Num: **TP4354621**
LRTP Ref.: 6-10
County: MIAMI-DADE
Roadway ID:
Lanes Exist:
Lanes Improved:
Lanes Added:
Project Length: .200
District: 06

Project Description: **CONSTRUCTION OF RAMPS FROM CAMPBELL DR TO NB HEFT(TPK SR821) (MP2)**

Type of Work: **INTERCHANGE RAMP (NEW)**

		Proposed Funding (in \$000s)							
	Funding Source	<2015	2015 - 2016	2016 - 2017	2017 - 2018	2018 - 2019	2019 - 2020	>2020	All Years
PHASE : DESIGN BUILD	PKYI	2	17,324	0	0	0	0	0	17,326
	Totals	2	17,324	0	0	0	0	0	17,326
PHASE : PRELIMINARY ENGINEER	PKYI	795	0	0	0	0	0	0	795
	Totals	795	0	0	0	0	0	0	795
PHASE : RIGHT OF WAY	PKYI	2	0	0	0	0	0	0	2
	Totals	2	0	0	0	0	0	0	2

RESPONSIBLE AGENCY: Turnpike Enterprise

Item Segment TOTAL ALL Years ALL Phases: 18,123

Item Number: 435462 Item TOTAL ALL Years ALL Phases All Segments: 18,123

MIAMI-DADE METROPOLITAN PLANNING ORGANIZATION
TRANSPORTATION IMPROVEMENT PROGRAM
FDOT TURNPIKE ENTERPRISE



TURNPIKE

MPO Project Num: **TP4355421**
LRTP Ref.: 6-11
County: MIAMI-DADE
Roadway ID: 87471000
Lanes Exist: 6
Lanes Improved: 6
Lanes Added: 4
Project Length: 6.165
District: 06

Project Description: **WIDEN HEFT**

FROM NW 106TH ST (MP 34) TO I-75 (MP 39)

Type of Work: **ADD LANES & RECONSTRUCT**

		Proposed Funding (in \$000s)							
	Funding Source	<2015	2015 - 2016	2016 - 2017	2017 - 2018	2018 - 2019	2019 - 2020	>2020	All Years
PHASE : DESIGN BUILD	PKYI	0	0	0	108,292	2,100	0	0	110,392
	Totals	0	0	0	108,292	2,100	0	0	110,392
PHASE : ENVIRONMENTAL	PKYI	0	0	0	0	0	0	0	0
	Totals	0	0	0	0	0	0	0	0
PHASE : PRELIMINARY ENGINEER	PKYI	13	750	0	575	0	0	0	1,338
	Totals	13	750	0	575	0	0	0	1,338

RESPONSIBLE AGENCY: Turnpike Enterprise

Item Segment TOTAL ALL Years ALL Phases: 111,924

Item Number: 435542

Item TOTAL ALL Years ALL Phases All Segments: 112,794

MIAMI-DADE METROPOLITAN PLANNING ORGANIZATION
TRANSPORTATION IMPROVEMENT PROGRAM
FDOT TURNPIKE ENTERPRISE



TURNPIKE

MPO Project Num: **TP4355422**
 LRTP Ref.: 6-4
 County: MIAMI-DADE
 Roadway ID: 87471000
 Lanes Exist: 6
 Lanes Improved: 3
 Lanes Added: 2
 Project Length: 5.822
 District: 06

Project Description: **THERMOPLASTIC FOR HEFT WIDENING FROM NW 106TH ST (MP 34) TO I-75 (MP 39)**

Type of Work: **SIGNING/PAVEMENT MARKINGS**

		Proposed Funding (in \$000s)							
	Funding Source	<2015	2015 - 2016	2016 - 2017	2017 - 2018	2018 - 2019	2019 - 2020	>2020	All Years
PHASE : CONSTRUCTION	PKYI	0	0	0	0	0	870	0	870
	Totals	0	0	0	0	0	870	0	870

RESPONSIBLE AGENCY: Turnpike Enterprise

Item Segment TOTAL ALL Years ALL Phases: 870

Item Number: 435542 Item TOTAL ALL Years ALL Phases All Segments: 112,794

MIAMI-DADE METROPOLITAN PLANNING ORGANIZATION
TRANSPORTATION IMPROVEMENT PROGRAM
FDOT TURNPIKE ENTERPRISE



TURNPIKE

MPO Project Num: **TP4355431**
 LRTP Ref.: ***
 County:
 Roadway ID: 87471000
 Lanes Exist: 6
 Lanes Improved: 6
 Lanes Added: 4
 Project Length: 6.025
 District:

Project Description: **Widening from SR 836 to NW 106th St SR 836 (MP 26) NW 106th Street (MP 34)**

Type of Work: **Widening**

		Proposed Funding (in \$000s)							
	Funding Source	<2015	2015 - 2016	2016 - 2017	2017 - 2018	2018 - 2019	2019 - 2020	>2020	All Years
PHASE : Design Build		0	0	0	223,798	0	5,360	0	229,158
	Totals	0	0	0	223,798	0	5,360	0	229,158
PHASE : Environmental		0	0	100	0	0	0	0	100
	Totals	0	0	100	0	0	0	0	100
PHASE : Preliminary Engineering		1,626	0	0	1,106	0	0	0	2,732
	Totals	1,626	0	0	1,106	0	0	0	2,732

RESPONSIBLE AGENCY:

Item Segment TOTAL ALL Years ALL Phases: 231,990

Item Number: Item TOTAL ALL Years ALL Phases All Segments: 233,260

MIAMI-DADE METROPOLITAN PLANNING ORGANIZATION
TRANSPORTATION IMPROVEMENT PROGRAM
FDOT TURNPIKE ENTERPRISE



TURNPIKE

MPO Project Num: **TP4355432**
 LRTP Ref.: **6-4**
 County: **MIAMI-DADE**
 Roadway ID: **87471000**
 Lanes Exist:
 Lanes Improved:
 Lanes Added:
 Project Length: **2.016**
 District: **06**

Project Description: **THERMOPLASTIC FOR HEFT WIDENING FROM SR836 (MP 32) TO 106TH ST (MP 34)**
 Type of Work: **SIGNING/PAVEMENT MARKINGS**

		Proposed Funding (in \$000s)							
	Funding Source	<2015	2015 - 2016	2016 - 2017	2017 - 2018	2018 - 2019	2019 - 2020	>2020	All Years
PHASE : CONSTRUCTION	PKYI	0	0	0	0	0	1,270	0	1,270
	Totals	0	0	0	0	0	1,270	0	1,270

RESPONSIBLE AGENCY: **Turnpike Enterprise**

Item Segment TOTAL ALL Years ALL Phases: **1,270**

Item Number: 435543 Item TOTAL ALL Years ALL Phases All Segments: **233,260**

MIAMI-DADE METROPOLITAN PLANNING ORGANIZATION
TRANSPORTATION IMPROVEMENT PROGRAM
FDOT TURNPIKE ENTERPRISE



TURNPIKE

MPO Project Num: **TP4370531**
 LRTP Ref.: 6-10
 County: MIAMI-DADE
 Roadway ID:
 Lanes Exist:
 Lanes Improved:
 Lanes Added:
 Project Length: .500
 District: 06

Project Description: **GOLDEN GLADES INTERCHANGE
IMPROVEMENTS (MAINLINE SPUR MP 0X)**

Type of Work: **INTERCHANGE IMPROVEMENT**

		Proposed Funding (in \$000s)							
	Funding Source	<2015	2015 - 2016	2016 - 2017	2017 - 2018	2018 - 2019	2019 - 2020	>2020	All Years
PHASE : DESIGN BUILD	PKBD	0	0	0	0	42,218	0	0	42,218
PHASE : DESIGN BUILD	PKYI	0	0	0	0	0	0	0	0
	Totals	0	0	0	0	42,218	0	0	42,218
PHASE : PRELIMINARY ENGINEER	PKYI	0	0	10	0	0	0	0	10
	Totals	0	0	10	0	0	0	0	10
PHASE : RIGHT OF WAY	PKYI	0	14	15,248	10,000	0	0	0	25,262
	Totals	0	14	15,248	10,000	0	0	0	25,262

RESPONSIBLE AGENCY: Florida Department of Transportation District 6

Item Segment TOTAL ALL Years ALL Phases: 68,461


Item Number: 437053

Item TOTAL ALL Years ALL Phases All Segments: 68,461

Yearly Total	644,270	25,109	24,152	346,679	44,318	7,500	7,955	1,099,983
TURNPIKE		Totals		5 Year TIP Total				447,758

THIS PAGE INTENTIONALLY LEFT BLANK

TRANSPORTATION IMPROVEMENT PROGRAM (TIP)



PART TWO: 5-YEAR PROJECT LISTING Miami-Dade Expressway Authority (MDX)



THIS PAGE INTENTIONALLY LEFT BLANK



Fiscal Years 2015/2016 - 2019/2020 Transportation Improvement Program

MOVING MIAMI-DADE

Miami-Dade Expressway Authority (MDX)

This section of the TIP focuses on mobility improvement projects which the Miami-Dade Expressway Authority (MDX) has programmed over the next five years. MDX is an agency of the state of Florida, created in 1994 pursuant to Chapter 348, Part I, Florida Statutes, for the purposes of and having the power to acquire, hold, construct, improve, maintain, operate, own and lease an expressway system located in Miami-Dade County. The Authority may also fix, alter, change, establish and collect tolls, rates, fees, rentals, and other charges for the services and facilities of such system and is further authorized to issue bonds. MDX is reported as an Independent Special District of the State of Florida and subject to the provisions of Chapter 189, Florida Statutes (Uniform Special District Accountability Act of 1989) and other applicable Florida Statutes.

MDX currently oversees, operates and maintains five tolled expressways constituting approximately 34 centerline-miles and 221 lane-miles of roadway in Miami-Dade County, Dolphin Expressway (SR 836); Airport Expressway (SR 112); Don Shula Expressway (SR 874); Gratigny Parkway (SR 924) and the Snapper Creek Expressway (SR 878) and has jurisdiction over NW 138th Street. MDX's Mission is to *“serve as an innovative transportation agency dedicated to the enhancement of mobility in Miami-Dade County”*.

This section provides an overview of the following topics:

- The MDX Five-Year Work Program
- The Work Program Cycle
- Programs and Funding
- Existing System Improvement Projects
- System Expansion Projects
- Facility Improvement Projects
- New Toll Expressway Projects

The Miami-Dade Expressway Authority's Five Year Work Program

The Five-Year Work Program identifies and prioritizes projects that MDX anticipates funding during the next five years. Funding for these projects may be total or partial depending of the phase of the project and the availability of funds. As such, changes are made on an annual basis as priorities are re-evaluated, projects are completed, new projects are identified and the financial capabilities of MDX evolve. The Five-Year Work Program is an important tool used by MDX to effectively manage its program of System preservation, expansion and improvements.

The Work Program Cycle

In the summer of 2014 MDX began the new cycle to develop the “Tentative” Work Program for Fiscal Years (FY) 2016 - 2020. In December 2014 MDX participated in a public review meeting with FDOT and FTE and provided information for projects to be included in its tentative work program. In March 2015 MDX posted in the MDX website and held online review session to invite the public to review the projects and provide comments. The final program was presented to the Operations Committee for endorsement and to the MDX Board for approval in accordance with the MDX Budget Policy.

Program and Funding

Program Description

MDX's Transportation Improvement Program includes expansion of, as well as capacity improvements to, the MDX highway system, planning projects geared towards improving mobility in Miami-Dade County and implementation of Intelligent Transportation and Open Road Toll Collection Systems.

Funding Overview

MDX's TIP is funded from toll revenues collected in the MDX System. Funding strategies are based on financial analyses performed during the Five-Year Work Program development process, which includes an annual analysis of availability of funds, monthly project schedules, projected cash draw down requirements updated on a quarterly basis, and ultimately, financial feasibility.

Projects included in the MDX FY 2016 - 2020 TIP are highlighted within the following pages. The projects have been organized by the following categories: Existing System Improvements, System Expansion, Facility Improvements, and New Toll Expressway.

Existing System Improvement Projects

The following projects are categorized as Existing System Improvements in the current Five-Year TIP and include widening or reconstruction within an existing roadway segment:

- **Projects 11209, 83624, 83631 – SR 112 and SR 836 Infrastructure Modifications for Open Road Tolling (ORT)**

These projects provide for the removal of the existing toll plazas, installation of gantries, shelters and signage, and reconstruction of the SR 112 and the SR 836 roadway to accommodate highway-speed vehicle traffic for the implementation of ORT. The conversion of SR 836 is taking place in two phases, the East Section from NW 34th Avenue to I-95 and the West Section from NW 137th to NW 45th Avenue. Both sections were converted to ORT in FY 2015. The last portion of the projects, the modification of the emergency ramp from NW 39th Street to eastbound SR 112, will be completed in FY 2016.

- **Project 83608 – SR 826 / SR 836 Interchange Improvement**

MDX partnered with FDOT for the right-of-way acquisition, design and construction of the mutually needed SR 826 / SR 836 Interchange Improvement. FDOT let the construction of this project in FY 2010 and completion is expected in FY 2016. MDX has contributed \$11 million towards the final design and will be contributing an additional \$196.5 million towards the construction. This project is of great significance as this interchange is the most congested in Miami-Dade County. This project is an example of MDX working together with its Transportation Partners in the delivery of significant improvements to mobility in Miami-Dade County.

- **Projects 83611 – SR 836/I-95 Interchange Improvements**

MDX will partner with FDOT to acquire right-of-way, design and build the SR 836 improvements from NW 17th Avenue to I-95 in conjunction with the I-395 project. Improvements include widening and operational improvements to SR 836 eastbound from NW 17th Avenue to I-95 Interchange, widening of the SR 836 bridges over the Miami River and improvements to the SR 836 westbound mainline and new connector serving southbound I-95 traffic destined westbound on SR 836 and to the Civic Center. Design build is anticipated to start early FY 2017.

- **Project 83625 – SR 836 Extension Westbound Access Ramp**

This project entails the construction of an access ramp from west of NW 107th Avenue extending 0.3 miles westbound to the SR 836 Extension. The ramp was originally envisioned for emergency vehicle access only, however after evaluation it was modified for public use in order to maximize its benefits. Construction is ongoing and scheduled to be completed in FY 2016.

- **Project 83628 – SR 836 Operational, Capacity and Interchange Improvements**

Additional eastbound and westbound lane on SR 836 from west of NW 57th Avenue to NW 17th Avenue as well as improvements to the SR 836/ NW 57th Avenue Interchange, the SR 836 / LeJeune Interchange, the SR 836 / NW 27th Avenue Interchange and the SR 836/ NW 17th Avenue Interchange will provide additional capacity on the mainline and improve operations in and around the existing interchanges resulting in an improved level of service and safety. The design build for this project is scheduled to start at the end of FY 2015.

- **Project 83629 – SR 836 Interchange Modifications at 87th Avenue**

The current Five-Year Work Program provides funding for the reconstruction of the SR 836 Mainline and NW 87th Avenue interchange to enhance operations and improve safety on the SR 836 corridor. This project ties into MDX completed Project No. 83614 to the west and MDX Project No. 83608 currently under construction on the east. The final design was completed and construction is scheduled to start in early FY 2016.

- **Project 87404 – SR 874 / Killian Parkway Interchange**

The modification of the Killian Parkway Interchange, widening of the mainline from 4 to 6 lanes and removal of the existing toll plaza to facilitate ORT on SR 874 was completed in FY 2012. This project significantly reduced the congestion and delays on the southern half of SR 874 and on the Killian Parkway interchange in the vicinity of SW 107th Avenue. As part of this project MDX has completed the design and will start construction of an additional fourth lane to Killian Parkway westbound in FY 2016.

System Expansion Projects

The following projects are categorized as System Expansions in the current Five-Year TIP and include all construction of new roadway segments on new alignments adjacent to the existing system that will increase the total centerline miles of the system:

- **Project 83618 – SR 836 Southwest Extension**

MDX is evaluating the feasibility of a new 15 mile expressway extension of SR 836 from NW 137th Avenue to the southwest Kendall area. The extension of SR 836 is envisioned as a multimodal facility, used also by express transit buses that would address the existing transportation needs of a vast community of thousands of existing residents living in the south western areas of Miami-Dade County west of the Turnpike. The Project Development & Environmental (PD&E) study is ongoing to determine feasibility and select a preferred alternative. Final design and construction for this project are not yet funded.

- **Project 87410 – SR 874 Ramp Connector to SW 128th Street**

The PD&E Study has been completed for a new 1.2 mile ramp connection from SR 874 to SW 128th Street. A portion of this project is currently being constructed by the Florida's Turnpike Enterprise under an interagency agreement with MDX as part of a larger project to widen the HEFT and reconstruct the HEFT/SR 874 Interchange. MDX will be starting the design build phase for the balance of the project at the end of FY 2015.

- **Project 92404 -SR 924 Extension West to the Homestead Extension of the Florida's Turnpike**

MDX has substantially completed the PD&E study for a new 2.3 mile expressway extension of SR 924 to Florida's Turnpike in the vicinity of Okeechobee Road and the right-of-way activities have begun. Final design is scheduled to start in FY 2016. Construction is not yet funded, except for a 1.6 mile section of NW 138th Street, which has been reconstructed to a predominantly 6 lane section. This section of roadway has been transferred and is now in the jurisdiction of MDX.

- **Project 92407 – SR 924 Extension East to I-95**

The PD&E study is underway for a new 3.1 mile expressway extension of SR 924 east to I-95 and it is scheduled to be completed in FY 2016. No other phases of this project are included in the MDX Five-Year Work Program at this point.

Facility Improvement Projects

The following projects are categorized as Facility Improvements in the current Five-Year TIP and designate all non-routine maintenance and minor roadway and toll plaza, toll and Intelligent Transportation System (ITS) projects throughout the system:

- **Project 10017 – SR 836 Toll System Conversion**

In early FY 2011 the SR 924, SR 874 and SR 878 corridors were converted to ORT and SR 112 will be ORT as of FY 2015. This project provides for the conversion of SR 836 to complete the system-wide conversion to ORT by early FY 2016.

- **Project 10019 – Systemwide Implementation of Dynamic Message Signs (DMS)**

As of FY 2010 MDX completed its systemwide implementation of the ITS network which included communications systems, incident management and traffic surveillance equipment. This network is linked to the SunGuide Transportation Management Center to help traffic operations on the System. Through this project, by FY 2016, MDX will install DMS system-wide that will display live traffic condition information collected by the MDX ITS surveillance system thus further improving operations and safety throughout the System.

- **Project 10021 – Systemwide ITS Improvements**

This project provides funding for implementation of ITS improvements identified in the updated MDX ITS Master Plan intended to maximize the existing roadway system through the use of technology.

New Toll Expressways

The following projects are categorized as New Toll Expressways in the Five-Year TIP and include construction of new alignments of designated State Roads that will be added to the system:

- **Project 20001 – Connect 4 Xpress**

The PD&E study of a potential new expressway connecting SR 836, SR 112, SR 924 and SR 826 is anticipated to begin in FY 2017. The study will include evaluation of system interchanges with SR 112, SR 924 and SR 826 as well as potential service interchanges with NW 54th Street, NW 79th Street and NW 103rd Street with connectors to NW 37th Avenue. The PD&E study is the only phase currently included in the Five-Year Work Program.


THIS PAGE INTENTIONALLY LEFT BLANK



List of TIP Projects

Project No:	Description
10017	SR 836 Toll System Conversion
10019	Systemwide Implementation of Dynamic Message Signs
10021	Systemwide ITS Improvements
11209	SR 112 Infrastructure Modifications for Open Road Tolling
20001	Connect 4 Express
83608	SR 826 / SR 836 Interchange Improvements
83611	SR 836 / Widening from 17th Avenue to I-95 Interchange
83618	SR 836 Southwest Extension
83624	SR 836 Infrastructure Modifications for Open Road Tolling (East)
83625	SR 836 Extension - Westbound Access Ramp
83628	SR 836 Operational, Capacity and Interchange Improvements
83629	SR 836 Interchange Modifications at 87th Avenue
83631	SR 836 Infrastructure Modifications for Open Road Tolling (West)
87404	SR 874 / Killian Parkway Interchange
87410	SR 874 Ramp Connector to SW 128th Street
92404	SR 924 Extension West to Homestead Extension of the Florida's Turnpike
92407	SR 924 Extension East to I-95

MIAMI-DADE METROPOLITAN PLANNING ORGANIZATION
TRANSPORTATION IMPROVEMENT PROGRAM
MIAMI-DADE EXPRESSWAY AUTHORITY (MDX)

MPO Project Num.	Facility/Project Name		Length (miles)	Type of Work	LRTP Ref See Footnote	Project Cost (\$000s)	Prior Years Cost (\$000s)							
Agency Project Num.	From/Location	To/Location	Remarks/Comments											
XA10017	SR 836 Toll System Conversion		14.0	Toll System Conversion	****	19,917	19,849	Activity /Phase	Funding Source	Proposed Funding (in \$000s)				
10017	NW 137th Avenue I-95									2015 - 2016	2016 - 2017	2017 - 2018	2018 - 2019	2019 - 2020
								DSB	MDX	68	0	0	0	0
XA10019	Systemwide Implementation of Dynamic Message Signs DMS			Implement Dynamic Message Signs	6-4	12,453	10,871	Activity /Phase	Funding Source	Proposed Funding (in \$000s)				
10019	Systemwide									2015 - 2016	2016 - 2017	2017 - 2018	2018 - 2019	2019 - 2020
								DSB	MDX	1,582	0	0	0	0
XA10021	Systemwide ITS Improvements			Systemwide ITS Improvements	6-4	750	322	Activity /Phase	Funding Source	Proposed Funding (in \$000s)				
10021	Systemwide									2015 - 2016	2016 - 2017	2017 - 2018	2018 - 2019	2019 - 2020
								CST	MDX	428	0	0	0	0
XA11209	SR 112 Infrastructure Modifications for Open Road Tolling		4.0	Infrastructure Modifications for Open Road Tolling	****	15,574	15,223	Activity /Phase	Funding Source	Proposed Funding (in \$000s)				
11209	NW 22nd Street NW 12th Avenue									2015 - 2016	2016 - 2017	2017 - 2018	2018 - 2019	2019 - 2020
								CST	MDX	352	0	0	0	0


Notes:

The MDX Work Program for fiscal years 2016 to 2020 will be submitted to the MDX Board for approval on the April 2015 regularly scheduled board meeting. Until such time, the MDX existing program is in effect. MDX will request an amendment for the new MDX FY 2016-2020 TIP as well as any required amendments to the LRTP resulting from the MDX approved FY 2016-2020 TIP.

***Project is not funded in LRTP and will require a LRTP amendment.

****Project was funded in a previous TIP.

MIAMI-DADE METROPOLITAN PLANNING ORGANIZATION
TRANSPORTATION IMPROVEMENT PROGRAM
MIAMI-DADE EXPRESSWAY AUTHORITY (MDX)

MPO Project Num.	Facility/Project Name	Length (miles)	Type of Work	L RTP Ref See Footnote	Project Cost (\$000s)	Prior Years Cost (\$000s)								
Agency Project Num.	From/Location To/Location													
	Remarks/Comments													
XA20001	Connect 4 Express	8.0	New Expressway Connecting SR 836, SR 112 and SR 924	6-36	6,950	1,335	Activity /Phase	Funding Source	Proposed Funding (in \$000s)					
20001	SR 836 SR 924			***					2015 - 2016	2016 - 2017	2017 - 2018	2018 - 2019	2019 - 2020	
	Project will need a CDMP amendment prior to proceeding to construction.													
							PLN	MDX	280	1,807	2,179	1,332	17	
XA83608	SR 826 / SR 836 Interchange Improvements	8.5	Interchange Improvement	6-12	214,102	142,324	Activity /Phase	Funding Source	Proposed Funding (in \$000s)					
83608	NW 82nd Avenue SR 826 / SR 836 Interchange								2015 - 2016	2016 - 2017	2017 - 2018	2018 - 2019	2019 - 2020	
	JPA w FDOT for partial funding refer to FM 249581													
							CST	MDX	25,277	46,500	0	0	0	
XA83611	SR 836/I-95 Interchange Improvement	2.0	Widening and Operational Improvements	6-11	257194	6931	Activity /Phase	Funding Source	Proposed Funding (in \$000s)					
83611	NW 17th Ave I-95								2015 - 2016	2016 - 2017	2017 - 2018	2018 - 2019	2019 - 2020	
							CST	MDX	0	18,686	41,689	72,844	58,894	
							PLN	MDX	126	7	0	0	0	
							ROW	MDX	3,578	35	0	0	0	
XA83618	SR 836 Southwest Extension	15.0	PD&E Study	6-36	11,461	4,524	Activity /Phase	Funding Source	Proposed Funding (in \$000s)					
83618	NW 137th Avenue SW Kendall Area			***					2015 - 2016	2016 - 2017	2017 - 2018	2018 - 2019	2019 - 2020	
	Project will need a CDMP amendment prior to proceeding to construction.													
							PLN	MDX	2,978	1,950	1,421	1,253	235	


Notes:

The MDX Work Program for fiscal years 2016 to 2020 will be submitted to the MDX Board for approval on the April 2015 regularly scheduled board meeting. Until such time, the MDX existing program is in effect. MDX will request an amendment for the new MDX FY 2016-2020 TIP as well as any required amendments to the LRTP resulting from the MDX approved FY 2016-2020 TIP.

***Project is not funded in LRTP and will require a LRTP amendment.

****Project was funded in a previous TIP.

MIAMI-DADE METROPOLITAN PLANNING ORGANIZATION
TRANSPORTATION IMPROVEMENT PROGRAM
MIAMI-DADE EXPRESSWAY AUTHORITY (MDX)

MPO Project Num.	Facility/Project Name		Length (miles)	Type of Work	LRTP Ref See Footnote	Project Cost (\$000s)	Prior Years Cost (\$000s)							
Agency Project Num.	From/Location	To/Location	Remarks/Comments											
XA83624	SR 836 Infrastructure Modifications for Open Road Tolling East Section		2.2	Infrastructure Modifications for Open Road Tolling	****	28,264	28,183	Activity /Phase	Funding Source	Proposed Funding (in \$000s)				
83624	NW 62nd Avenue I-95/I-395									2015 - 2016	2016 - 2017	2017 - 2018	2018 - 2019	2019 - 2020
								DSB	MDX	81	0	0	0	0
XA83625	SR 836 Extension Westbound Access Ramp		0.3	Construction of access ramp	6-12	5,931	4,036	Activity /Phase	Funding Source	Proposed Funding (in \$000s)				
83625	NW 107th Avenue SR 836 Westbound									2015 - 2016	2016 - 2017	2017 - 2018	2018 - 2019	2019 - 2020
								DSB	MDX	1,896	0	0	0	0
XA83628	SR 836 Operational, Capacity, and Interchange Improvements		4.2	Mainline Widening and Interchange Improvements	6-12	191,181	13,961	Activity /Phase	Funding Source	Proposed Funding (in \$000s)				
83628	NW 57th Avenue NW 17th Avenue									2015 - 2016	2016 - 2017	2017 - 2018	2018 - 2019	2019 - 2020
								DSB	MDX	18,000	47,639	52,246	37,775	11,694
								PLN	MDX	481				
								ROW	MDX	6,470	2,915	0	0	0
XA83629	SR 836 Interchange Modifications at 87th Avenue			Interchange Improvements	6-12	89,824	8,299	Activity /Phase	Funding Source	Proposed Funding (in \$000s)				
83629	SR 836 West of 82nd Avenue NW 97th Avenue									2015 - 2016	2016 - 2017	2017 - 2018	2018 - 2019	2019 - 2020
								CST	MDX	13,291	27,446	22,697	15,442	2,589
								PE	MDX	60	0	0	0	0


Notes:

The MDX Work Program for fiscal years 2016 to 2020 will be submitted to the MDX Board for approval on the April 2015 regularly scheduled board meeting. Until such time, the MDX existing program is in effect. MDX will request an amendment for the new MDX FY 2016-2020 TIP as well as any required amendments to the LRTP resulting from the MDX approved FY 2016-2020 TIP.

***Project is not funded in LRTP and will require a LRTP amendment.

****Project was funded in a previous TIP.

MIAMI-DADE METROPOLITAN PLANNING ORGANIZATION
TRANSPORTATION IMPROVEMENT PROGRAM
MIAMI-DADE EXPRESSWAY AUTHORITY (MDX)

MPO Project Num.	Facility/Project Name	Length (miles)	Type of Work	L RTP Ref	Project Cost (\$000s)	Prior Years Cost (\$000s)								
Agency Project Num.	From/Location To/Location			See Footnote										
	Remarks/Comments													
XA83631	SR 836 Infrastructure Mod. For Open Road Tolling WEST & CENTRAL Sections	5.6	Infrastructure Modifications for Open Road Tolling	****	12,716	8,920	Activity /Phase	Funding Source	Proposed Funding (in \$000s)					
83631	NW 137th Avenue NW 62nd Avenue								2015 - 2016	2016 - 2017	2017 - 2018	2018 - 2019	2019 - 2020	
							DSB	MDX	3,796	0	0	0	0	
XA87404	SR 874 / Killian Parkway Interchange	3.2	Mainline Widening and Interchange Reconstruction	6-12	98,599	97,230	Activity /Phase	Funding Source	Proposed Funding (in \$000s)					
87404	Homestead Extension of Florida's Turn Kendall Drive								2015 - 2016	2016 - 2017	2017 - 2018	2018 - 2019	2019 - 2020	
	Congestion Relief Project						CST	MDX	1,370	0	0	0	0	
XA87410	SR 874 Ramp Connector	2.0	New connector	6-12	103,879	17,666	Activity /Phase	Funding Source	Proposed Funding (in \$000s)					
87410	SW 128th Street SR 874								2015 - 2016	2016 - 2017	2017 - 2018	2018 - 2019	2019 - 2020	
	Project requires a CDMP amendment prior to proceeding to construction.						DSB	MDX	21,212	32,385	16,988	0	0	
							PLN	MDX	0	0	0	0	0	
							ROW	MDX	7,436	8,191	0	0	0	


Notes:

The MDX Work Program for fiscal years 2016 to 2020 will be submitted to the MDX Board for approval on the April 2015 regularly scheduled board meeting. Until such time, the MDX existing program is in effect. MDX will request an amendment for the new MDX FY 2016-2020 TIP as well as any required amendments to the LRTP resulting from the MDX approved FY 2016-2020 TIP.

***Project is not funded in LRTP and will require a LRTP amendment.

****Project was funded in a previous TIP.

MIAMI-DADE METROPOLITAN PLANNING ORGANIZATION
TRANSPORTATION IMPROVEMENT PROGRAM
MIAMI-DADE EXPRESSWAY AUTHORITY (MDX)

MPO Project Num.	Facility/Project Name		Length (miles)	Type of Work	L RTP Ref See Footnote	Project Cost (\$000s)	Prior Years Cost (\$000s)	
Agency Project Num.	From/Location	To/Location						
	Remarks/Comments							

XA92404	SR 924 Extension West to the Homestead Extension of the Florida Turnpike	3.0	PD&E Study and Roadway Improvements	6-20	37,465	16,491	Activity /Phase	Funding Source	Proposed Funding (in \$000s)				
92404	Existing SR 924	Homestead Extension of Florida's Turnpike							2015 - 2016	2016 - 2017	2017 - 2018	2018 - 2019	2019 - 2020
	Project requires a CDMP amendment prior to proceeding to construction.												
							R/W	MDX	2,077	4,829	220	0	0
							PE	MDX	2,425	5,568	4,064	1,681	0
							PLN	MDX	110	0	0	0	0

XA92407	SR 924 Extension East to I-95	2.0	PD&E Study	6-36	4,088	3,932	Activity /Phase	Funding Source	Proposed Funding (in \$000s)				
92407	Existing SR 924 at NW 32nd Avenue I-95			***					2015 - 2016	2016 - 2017	2017 - 2018	2018 - 2019	2019 - 2020
	Project will need a CDMP amendment prior to proceeding to construction.												
							PLN	MDX	155	0	0	0	0

Yearly Totals	113,529	197,958	141,504	130,327	73,429
5 Year TIP Total					656,266

Notes:


The MDX Work Program for fiscal years 2016 to 2020 will be submitted to the MDX Board for approval on the April 2015 regularly scheduled board meeting. Until such time, the MDX existing program is in effect. MDX will request an amendment for the new MDX FY 2016-2020 TIP as well as any required amendments to the LRTP resulting from the MDX approved FY 2016-2020 TIP.

***Project is not funded in LRTP and will require a LRTP amendment.

****Project was funded in a previous TIP.

THIS PAGE INTENTIONALLY LEFT BLANK

TRANSPORTATION IMPROVEMENT PROGRAM (TIP)



PART TWO: 5-YEAR PROJECT LISTING Secondary Road Program



THIS PAGE INTENTIONALLY LEFT BLANK



Fiscal Years 2015/2016 - 2019/2020 Transportation Improvement Program

SECONDARY ROAD PROGRAM

Miami-Dade County Public Works and Waste Management Department

The program is divided into two distinct categories:

- the first section includes all new road construction or rehabilitation projects; and,
- the second section deals with the continuing projects that have fund allocations yearly.

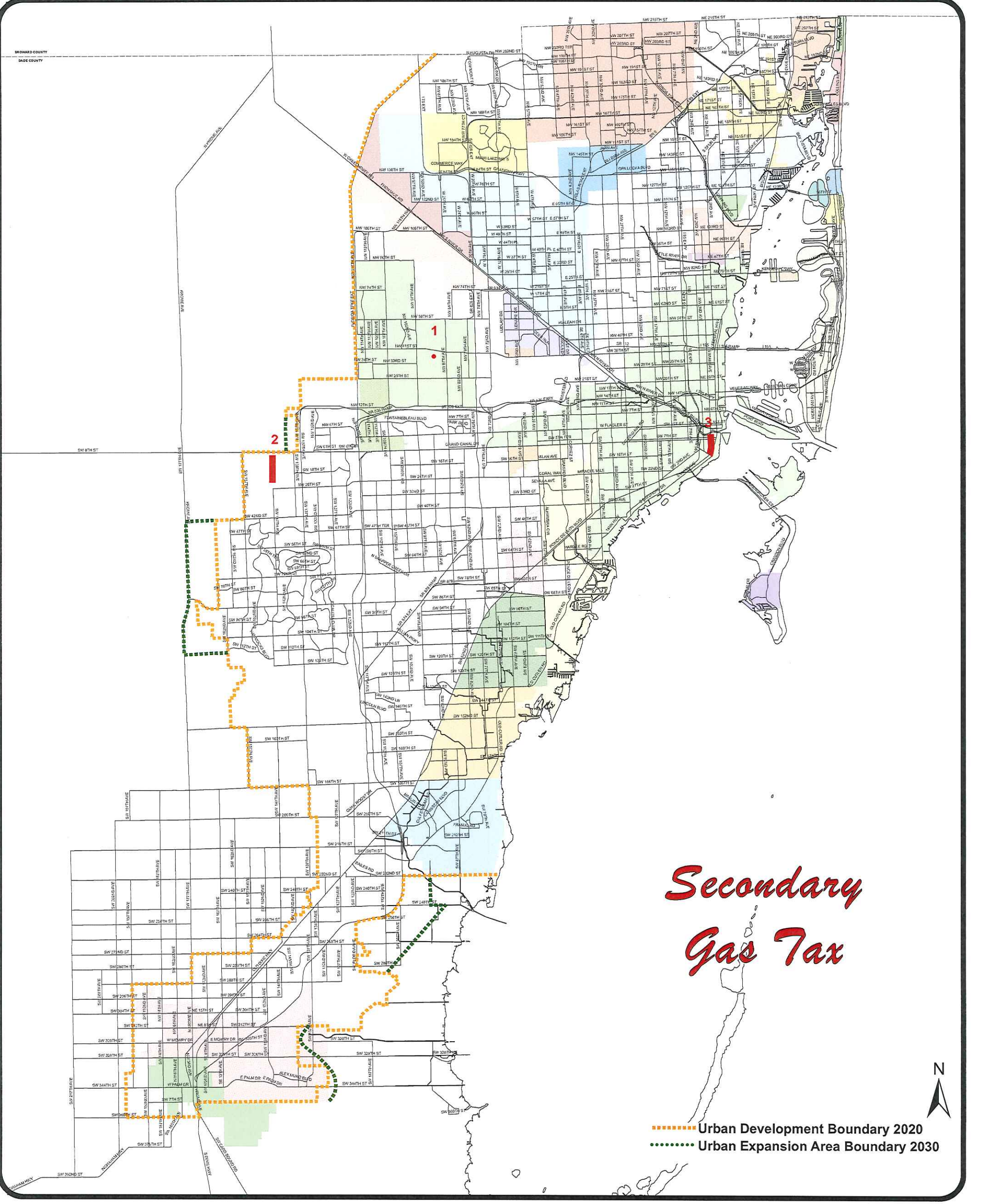
Road Construction Projects

- SouthCom Pedestrian Bridge
- SW 147 Avenue from SW 22 Terrace to SW 10 Street
- South Miami Avenue from 15 Road to 5 Street

Continuing Program Projects

- Bridge Repair and Painting
- Beautification Improvements
- Guardrail Safety Improvements
- Pavement Markings Contracts
- Railroad Improvements
- Maintenance of Roads and Bridges
- Safety Lighting Street Lighting Maintenance
- Traffic Control Devices (Equipment/Materials)
- Traffic Signal Loop Repairs
- Special Taxing District
- Local Grant Match for MPO
- Pavement Markings Crew
- Traffic Signal Materials
- Capitalization of Traffic Signals and Signs Crew
- Road and Bridge Emergency Bridge Repairs/Improvements/Painting
- ADA Hotline Projects

THIS PAGE INTENTIONALLY LEFT BLANK



Secondary Gas Tax


----- Urban Development Boundary 2020
..... Urban Expansion Area Boundary 2030



Program of Projects

1. SouthCom Pedestrian Bridge
2. SW 147th Avenue from SW 22nd Terrace to SW 10th Street
3. South Miami Avenue from 15th Road to 5th Street

MIAMI-DADE METROPOLITAN PLANNING ORGANIZATION
TRANSPORTATION IMPROVEMENT PROGRAM
SECONDARY GAS TAX - (SGT)

MPO Project Num.	Facility/Project Name		Bicycle Accom.	Type of Work			Project Cost (\$000s)	Prior Years' Funding (\$000s)	
	From/Location	To/Location	Length (miles)	Remarks					
Agency Project Num.	Detailed Project Description				L RTP Ref				


PW000015	Bridge Repair and Painting					Activity /Phase	Funding (in \$000s)				
							Proposed		Tentative Three Year Program		
15	Various locations. County maintained bridges.			5-5			2015 - 2016	2016 - 2017	2017 - 2018	2018 - 2019	2019 - 2020
							500	500	500	500	500

PW000017	Beautification Improvements							Activity /Phase	Funding (in \$000s)				
									Proposed		Tentative Three Year Program		
17	RAAM and Tree Health - Landscape and maintain medians on various roadways.				5-5				2015 - 2016	2016 - 2017	2017 - 2018	2018 - 2019	2019 - 2020
									4,203	0	0	0	0

PW000019	Guardrail Safety Improvements						Activity /Phase	Funding (in \$000s)				
								Proposed		Tentative Three Year Program		
19	Various locations.				5-5			2015 - 2016	2016 - 2017	2017 - 2018	2018 - 2019	2019 - 2020
								500	500	500	500	500

Note: Totals reflect expenditures based on latest budgetary information of anticipated revenues, and may differ from actual amounts received.

MIAMI-DADE METROPOLITAN PLANNING ORGANIZATION
TRANSPORTATION IMPROVEMENT PROGRAM
SECONDARY GAS TAX - (SGT)

MPO Project Num.	Facility/Project Name		Bicycle Accom.	Type of Work			Project Cost (\$000s)	Prior Years' Funding (\$000s)	
	From/Location	To/Location	Length (miles)	Remarks					
Agency Project Num.	Detailed Project Description				L RTP Ref				


PW000021	Pavement Markings Contract						Activity /Phase	Funding (in \$000s)				
								Proposed		Tentative Three Year Program		
21	Various locations.				5-5			2015 - 2016	2016 - 2017	2017 - 2018	2018 - 2019	2019 - 2020
								540	540	540	540	540

PW000022	Railroad Improvements					Activity /Phase	Funding (in \$000s)				
							Proposed		Tentative Three Year Program		
22	Various locations.			5-5			2015 - 2016	2016 - 2017	2017 - 2018	2018 - 2019	2019 - 2020
							500	500	500	500	500

PW000023	Maintenance of Roads and Bridges						Activity /Phase	Funding (in \$000s)				
								Proposed		Tentative Three Year Program		
23	Road and bridge maintenance.				5-5			2015 - 2016	2016 - 2017	2017 - 2018	2018 - 2019	2019 - 2020
								500	500	500	500	500

Note: Totals reflect expenditures based on latest budgetary information of anticipated revenues, and may differ from actual amounts received.

MIAMI-DADE METROPOLITAN PLANNING ORGANIZATION
TRANSPORTATION IMPROVEMENT PROGRAM
SECONDARY GAS TAX - (SGT)

MPO Project Num.	Facility/Project Name		Bicycle Accom.	Type of Work			Project Cost (\$000s)	Prior Years' Funding (\$000s)	
	From/Location	To/Location	Length (miles)	Remarks					
Agency Project Num.	Detailed Project Description				L RTP Ref				


PW000027	Safety Lighting							Activity /Phase	Funding (in \$000s)					
					Proposed				Tentative Three Year Program					
					2015 - 2016				2016 - 2017	2017 - 2018	2018 - 2019	2019 - 2020		
27	Safety lighting, maint. & new lighting. Locations incl. (but not lim. to): NW 22 Ave--SR112 to NW 62 St, N Miami Ave--N 119 St to N 135 St.				5-5									
										500	500	500	500	500

PW000029	Street Lighting Maintenance							Activity /Phase	Funding (in \$000s)					
					Proposed				Tentative Three Year Program					
					2015 - 2016				2016 - 2017	2017 - 2018	2018 - 2019	2019 - 2020		
29	FDOT yearly reimbursement is \$2,315,000. Net for PWWM is \$685,000/yr.				5-5									
										685	685	685	685	685

PW000102	Traffic Control Devices (Equip.& Mat.)					Activity /Phase	Funding (in \$000s)				
							Proposed		Tentative Three Year Program		
102	Replace existing control devices and provide signals and signs equipment.			5-5			2015 - 2016	2016 - 2017	2017 - 2018	2018 - 2019	2019 - 2020
							750	750	750	750	750

Note: Totals reflect expenditures based on latest budgetary information of anticipated revenues, and may differ from actual amounts received.

MIAMI-DADE METROPOLITAN PLANNING ORGANIZATION
TRANSPORTATION IMPROVEMENT PROGRAM
SECONDARY GAS TAX - (SGT)

MPO Project Num.	Facility/Project Name		Bicycle Accom.	Type of Work			Project Cost (\$000s)	Prior Years' Funding (\$000s)	
	From/Location	To/Location	Length (miles)	Remarks					
Agency Project Num.	Detailed Project Description				L RTP Ref				


PW000103	Traffic Signal Loop Repairs							Activity /Phase	Funding (in \$000s)				
									Proposed		Tentative Three Year Program		
103						5-5			2015 - 2016	2016 - 2017	2017 - 2018	2018 - 2019	2019 - 2020
									500	500	500	500	500

PW000104	Special Taxing District					Activity /Phase	Funding (in \$000s)				
							Proposed		Tentative Three Year Program		
104	Landscaping and maintenance.			5-5			2015 - 2016	2016 - 2017	2017 - 2018	2018 - 2019	2019 - 2020
							280	280	280	280	280

PW000106	Local Grant Match for MPO							Activity /Phase	Funding (in \$000s)				
					Proposed				Tentative Three Year Program				
	106								5-5	2015 - 2016	2016 - 2017	2017 - 2018	2018 - 2019
									200	200	200	200	200

Note: Totals reflect expenditures based on latest budgetary information of anticipated revenues, and may differ from actual amounts received.

MIAMI-DADE METROPOLITAN PLANNING ORGANIZATION
TRANSPORTATION IMPROVEMENT PROGRAM
SECONDARY GAS TAX - (SGT)

MPO Project Num.	Facility/Project Name		Bicycle Accom.	Type of Work			Project Cost (\$000s)	Prior Years' Funding (\$000s)	
	From/Location	To/Location	Length (miles)	Remarks					
Agency Project Num.	Detailed Project Description				LRTP Ref				


PW000107	Pavement Markings Crew					Activity /Phase	Funding (in \$000s)				
							Proposed		Tentative Three Year Program		
107				5-5			2015 - 2016	2016 - 2017	2017 - 2018	2018 - 2019	2019 - 2020
							600	600	600	600	600

PW000108	Mast Arm Upgrades					Activity /Phase	Funding (in \$000s)				
							Proposed		Tentative Three Year Program		
108				NA			2015 - 2016	2016 - 2017	2017 - 2018	2018 - 2019	2019 - 2020

PW000108A	Mast Arm Upgrades					Activity /Phase	Funding (in \$000s)				
							Proposed		Tentative Three Year Program		
000108A				NA			2015 - 2016	2016 - 2017	2017 - 2018	2018 - 2019	2019 - 2020

Note: Totals reflect expenditures based on latest budgetary information of anticipated revenues, and may differ from actual amounts received.

MIAMI-DADE METROPOLITAN PLANNING ORGANIZATION
TRANSPORTATION IMPROVEMENT PROGRAM
SECONDARY GAS TAX - (SGT)

MPO Project Num.	Facility/Project Name		Bicycle Accom.	Type of Work			Project Cost (\$000s)	Prior Years' Funding (\$000s)	
	From/Location	To/Location	Length (miles)	Remarks					
Agency Project Num.	Detailed Project Description				L RTP Ref				


PW000110	Traffic Signal Materials					Activity /Phase	Funding (in \$000s)				
							Proposed		Tentative Three Year Program		
110			5-5				2015 - 2016	2016 - 2017	2017 - 2018	2018 - 2019	2019 - 2020
							1,600	1,600	1,600	1,600	1,600

PW000111	Capitalization of Traffic Signals & Signs Crew					Activity /Phase	Funding (in \$000s)				
							Proposed		Tentative Three Year Program		
111			5-5				2015 - 2016	2016 - 2017	2017 - 2018	2018 - 2019	2019 - 2020

PW000113	Road & Bridge Emergency Bridge Repairs/Imprv./Painting						Activity /Phase	Funding (in \$000s)				
								Proposed		Tentative Three Year Program		
113					5-5			2015 - 2016	2016 - 2017	2017 - 2018	2018 - 2019	2019 - 2020
								200	200	200	200	200

Note: Totals reflect expenditures based on latest budgetary information of anticipated revenues, and may differ from actual amounts received.

MIAMI-DADE METROPOLITAN PLANNING ORGANIZATION
TRANSPORTATION IMPROVEMENT PROGRAM
SECONDARY GAS TAX - (SGT)

MPO Project Num.	Facility/Project Name		Bicycle Accom.	Type of Work			Project Cost (\$000s)	Prior Years' Funding (\$000s)	
	From/Location	To/Location	Length (miles)	Remarks					
Agency Project Num.	Detailed Project Description				L RTP Ref				


PW000114	ADA Hotline Projects					Activity /Phase	Funding (in \$000s)				
							Proposed		Tentative Three Year Program		
114			5-5				2015 - 2016	2016 - 2017	2017 - 2018	2018 - 2019	2019 - 2020
							500	500	500	500	500

PW000115	SouthCom Pedestrian Bridge		Pedestrian bridge relocation (#879990)		250		Activity /Phase	Funding (in \$000s)				
								Proposed		Tentative Three Year Program		
115	Pedestrian bridge relocation.				5-5			2015 - 2016	2016 - 2017	2017 - 2018	2018 - 2019	2019 - 2020
								0	0	0	250	0

PW000701	SW 147 Avenue			New 2 lanes, widening lanes					Funding (in \$000s)				
	SW 22 Terrace	SW 10 Street	0.8	Construction completed					Proposed		Tentative Three Year Program		
701	New 2 lanes (from SW 22 Terrace to SW 18 Street); widening to 4 lanes (from SW 18 Street to SW 10 Street). Prior Years' Funding as follows: \$4,095,000 for CST.				NA	4,095	4,095	Activity /Phase	2015 - 2016	2016 - 2017	2017 - 2018	2018 - 2019	2019 - 2020
									0	0	0	0	0

Note: Totals reflect expenditures based on latest budgetary information of anticipated revenues, and may differ from actual amounts received.

MIAMI-DADE METROPOLITAN PLANNING ORGANIZATION
TRANSPORTATION IMPROVEMENT PROGRAM
SECONDARY GAS TAX - (SGT)

MPO Project Num.	Facility/Project Name		Bicycle Accom.	Type of Work				
	From/Location	To/Location	Length (miles)	Remarks		Prior Years' Funding (\$000s)		
Agency Project Num.	Detailed Project Description				LRTP Ref	Project Cost (\$000s)		Prior Years' Funding (\$000s)


PW000728	South Miami Avenue			Roadway improvements				Activity /Phase	Funding (in \$000s)				
	15 Road	5 Street	0.7						Proposed		Tentative Three Year Program		
728	Roadway improvements. Prior Years' Funding as follows: \$400,000 for PE, \$900,000 for CST.				5-5	4,500	1,300	Activity /Phase	2015 - 2016	2016 - 2017	2017 - 2018	2018 - 2019	2019 - 2020
								CST	1,400	900	900	0	0

Yearly Totals	18,951	14,248	14,248	13,598	13,348
5 Year TIP Total					74,393

Note: Totals reflect expenditures based on latest budgetary information of anticipated revenues, and may differ from actual amounts received.

THIS PAGE INTENTIONALLY LEFT BLANK

TRANSPORTATION IMPROVEMENT PROGRAM (TIP)



PART TWO: 5-YEAR PROJECT LISTING Road Impact Fee



THIS PAGE INTENTIONALLY LEFT BLANK



Fiscal Years 2015/2016 - 2019/2020 Transportation Improvement Program

ROAD IMPACT FEE

Miami-Dade County Public Works and Waste Management Department

On December 6, 1988, the Board of County Commissioners adopted Dade County Road Impact Fee Ordinance No. 88-112, which provides for the fair share assessment of road impact fees on new building construction in Miami-Dade County, including municipalities. The County has been divided into nine road impact fee benefit districts. Fees collected within each district will be expended for roadway capacity improvements within each district.

Each district program includes four improvement categories: Road and Bridge Projects, Resurfacing, Traffic Operations Projects to Increase Capacity and Safety (T.O.P.I.C.S.), and Traffic Control Devices.

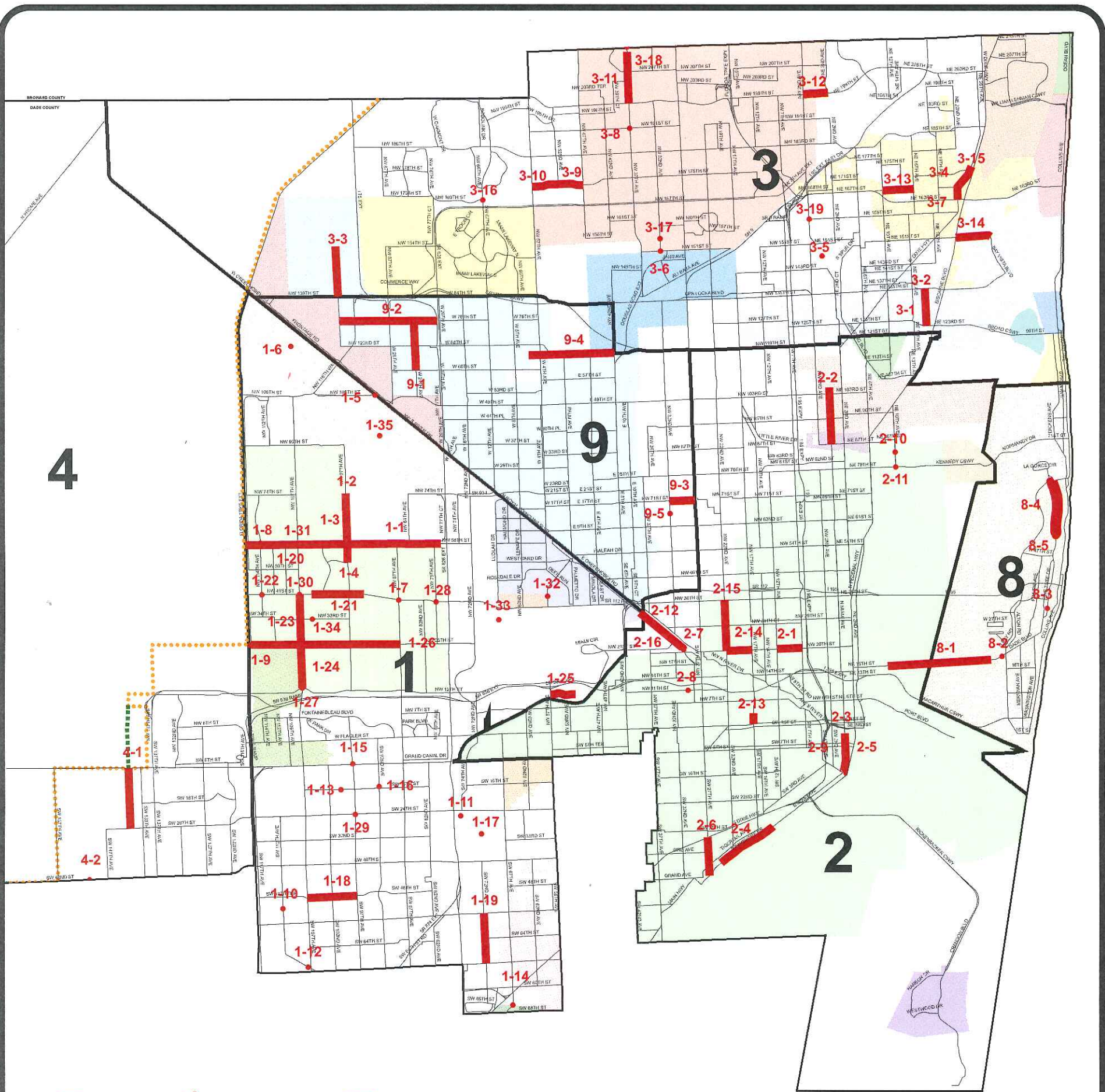
Road And Bridge Projects

Capacity improvements along arterials and collectors

Continuing Program Projects

- *Resurfacing*
Paving, widening, drainage, striping
- *T.O.P.I.C.S.*
(Traffic Operations Projects to Increase Capacity and Safety) Intersection Improvements
- *Traffic Control Devices*
Signalization

THIS PAGE INTENTIONALLY LEFT BLANK



Road Impact Fee

(MAP 1 OF 2)

----- Urban Development Boundary 2020
 Urban Expansion Area Boundary 2030

Program of Projects

RIF District 1

- 1-1. NW 58th Street from NW 97th Avenue to SR 826
- 1-2. NW 97th Avenue from NW 70th Street to NW 74th Street
- 1-3. NW 97th Avenue from NW 58th Street to NW 70th Street
- 1-4. NW 97th Avenue from NW 52nd Street to NW 58th Street
- 1-5. NW 106th Street and NW S River Drive Culvert
- 1-6. NW 107th Avenue and NW 122nd Street
- 1-7. NW 36th Street and NW 87th Avenue
- 1-8. NW 58th Street and NW 114th Avenue
- 1-9. NW 117th Avenue and NW 25th Street
- 1-10. SW 112th Avenue South of SW 50th Terrace
- 1-11. SW 75th Avenue South of SW 24th Street
- 1-12. Snapper Creek Drive West of SW 107th Avenue
- 1-13. SW 16th Street West of SW 99th Avenue
- 1-14. SW 67th Avenue South of US1
- 1-15. SW 97th Avenue North of SW 8th Street
- 1-16. SW 92nd Avenue North of SW 16th Street
- 1-17. SW 72nd Avenue North of SW 40th Street
- 1-18. SW 48th Street from SW 107th Avenue to SW 97th Avenue
- 1-19. SW 72nd Avenue from SW 72nd Street to SW 56th Street
- 1-20. NW 58th Street from NW 117th Avenue to NW 97th Avenue
- 1-21. NW 41st Street from NW 104th Avenue to NW 93rd Avenue
- 1-22. NW 41st Street and NW 114th Avenue
- 1-23. NW 107th Avenue from NW 25th Street to NW 41st Street
- 1-24. NW 107th Avenue from NW 12th Street to NW 25th Street
- 1-25. NW Blue Lagoon Drive from NW 57th Avenue to Dead End (East)
- 1-26. NW 25th Street from NW 117th Avenue to NW 87th Avenue
- 1-27. NW 107th Avenue and NW 12th Street
- 1-28. NW 79th Avenue and NW 36th Street
- 1-29. SW 97th Avenue and SW 24th Street
- 1-30. NW 107th Avenue and NW 41st Street
- 1-31. NW 107th Avenue and NW 58th Street
- 1-32. NW 40th Street and NW 57th Avenue
- 1-33. SW 67th Avenue and SW 33rd Street
- 1-34. NW 104th Avenue and NW 33rd Street

1-35. NW 89th Avenue and NW 93rd Street

RIF District 2

- 2-1. NW 20th Street from NW 12th Avenue to NW 7th Avenue
- 2-2. Miami Avenue from 87th Street to 105th Street
- 2-3. Miami Avenue Bridge over the Miami River
- 2-4. South Bayshore Drive from Darwin Street to Mercy Way
- 2-5. South Miami Avenue Area Study from 5th Street to 15th Road
- 2-6. SW 27th Avenue from Bayshore Drive to US-1
- 2-7. Tamiami Canal Bridge Replacement
- 2-8. NW 30th Avenue and NW 11th Street
- 2-9. South Miami Avenue and South 10th Street
- 2-10. NE 10th Avenue North of NE 79th Street
- 2-11. NE 10th Avenue and NE 79th Street
- 2-12. Palmer Lake Bridge
- 2-13. W 17th Avenue from Flagler Street to NW 3rd Street
- 2-14. NW 20th Street from NW 22nd Avenue to NW 17th Avenue
- 2-15. NW 32nd Avenue from NW 20th Street to NW 36th Street
- 2-16. NW South River Drive from NW 31st Street to Tamiami Swing Bridge

RIF District 3

- 3-1. NE 16th Avenue near NE 131st Street Railroad Crossing
- 3-2. NE 16th Avenue from NE 123rd Street to NE 135th Street
- 3-3. NW 97th Avenue from NW 138th Street to NW 154th Street
- 3-4. West Dixie Highway from NE 163rd Street to NE 173rd Street
- 3-5. North Miami Avenue North of NW 143rd Street
- 3-6. NW 32nd Avenue North of NW 151st Street
- 3-7. W Dixie Highway North of NW 163rd Street
- 3-8. NW 191st Street West of NW 37th Avenue
- 3-9. NW 173rd Street from NW 47th Avenue to NW 52nd Avenue
- 3-10. NW 173rd Drive from NW 52nd Avenue to NW 57th Avenue
- 3-11. NW 37th Avenue from NW 199th Street to NW 213th Terrace
- 3-12. NW 199th Street from NW 2nd Avenue to NE 2nd Avenue
- 3-13. NE 167th Street from NE 10th Avenue to NE 15th Avenue

- 3-14. NE 151st Street from Biscayne Boulevard to Bay Vista Boulevard
- 3-15. W Dixie Highway and NE 172nd Street
- 3-16. NW 67th Avenue and NW 169th Street
- 3-17. NW 32nd Avenue and NW 157th Street
- 3-18. NW 37th Avenue and NW 215th Street
- 3-19. NW 2nd Avenue and NE 159th Street

RIF District 4

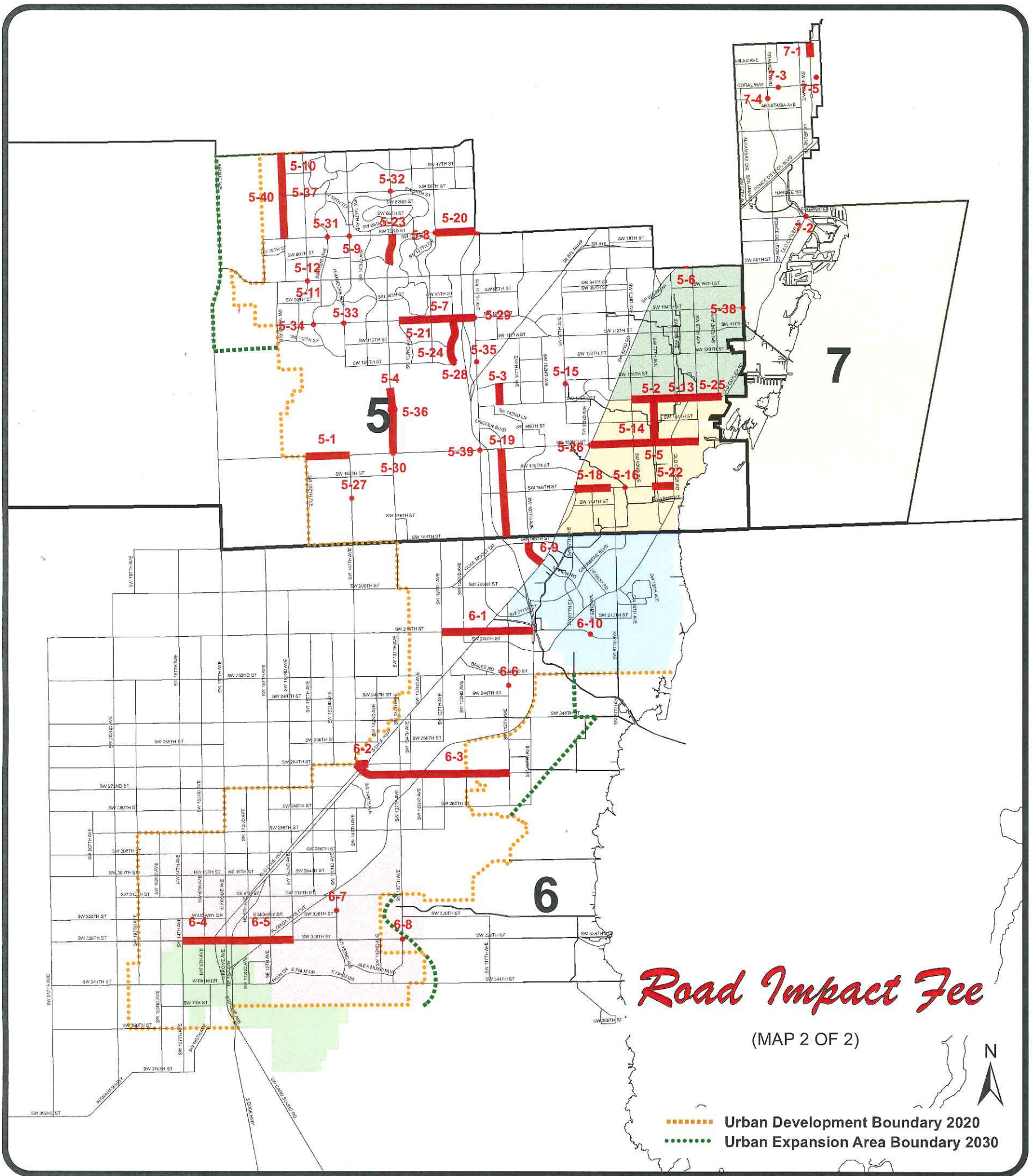
- 4-1. SW 142nd Avenue from SW 26th Street to SW 8th Street
- 4-2. SW 42nd Street and SW 149th Avenue

RIF District 8

- 8-1. Venetian Causeway
- 8-2. West Avenue Bridge over the Collins Canal
- 8-3. Pine Tree Drive and W 30th Street
- 8-4. Pine Tree Drive and La Gorce Drive from 51st Street to 63rd Street
- 8-5. Pine Tree Drive and La Gorce Drive Traffic Circle

RIF District 9

- 9-1. W 24th Avenue from W 60th Street to W 76th Street
- 9-2. W 76th Street from W 36th Avenue to W 20th Avenue
- 9-3. NW 71st Street from NW 32nd Avenue to NW 27th Avenue
- 9-4. NW 119th Street from NW 60th Avenue to NW 42nd Avenue
- 9-5. W 32nd Avenue and W 68th Street



Program of Projects

RIF District 5

- 5-1. SW 152nd Street from SW 157th Avenue to SW 147th Avenue
- 5-2. SW 77th Avenue from SW 152nd Street to SW 136th Street
- 5-3. SW 112th Avenue from SW 136th Street to SW 128th Street
- 5-4. SW 137th Avenue from SW 152nd Street to SW 128th Street
- 5-5. SW 152nd Street from SW 89th Court to SW 67th Avenue
- 5-6. SW 88th Street and SW 68th Court
- 5-7. SW 122nd Avenue and SW 104th Street
- 5-8. SW 127th Avenue and SW 72nd Street
- 5-9. SW 147th Avenue and SW 72nd Street
- 5-10. SW 157th Avenue and SW 42nd Street
- 5-11. SW 157th Avenue and SW 88th Street (South)
- 5-12. SW 157th Avenue and SW 88th Street (North)
- 5-13. SW 136th Street East of SW 72nd Avenue
- 5-14. SW 77th Avenue North of SW 152nd Street
- 5-15. SW 97th Avenue South of SW 128th Street
- 5-16. SW 168th Street West of SW 77th Avenue
- 5-17. SW 168th Street West of SW 82nd Avenue
- 5-18. SW 168th Street from US-1 to SW 87th Court
- 5-19. SW 112th Avenue from SW 184th Street to SW 152nd Street
- 5-20. SW 72nd Street from SW 127th Avenue to SW 117th Avenue
- 5-21. SW 104th Street from SW 134th Avenue to SW 117th Avenue
- 5-22. SW 168th Street from SW 78th Avenue to Old Cutler Road
- 5-23. SW 137th Avenue from Kendale Lakes Boulevard to SW 72nd Street
- 5-24. SW 122nd Avenue from SW 120th Street to SW 104th Street
- 5-25. SW 136th Street from SW 82nd Avenue to Old Cutler Road

- 5-26. SW 152 Street and US-1
- 5-27. SW 147th Avenue and SW 168th Street
- 5-28. SW 122nd Avenue and SW 120th Street
- 5-29. SW 117th Avenue and SW 104th Street
- 5-30. SW 137th Avenue and SW 152nd Street
- 5-31. SW 152nd Avenue and SW 72nd Street
- 5-32. SW 137th Avenue and SW 56th Street
- 5-33. SW 147th Avenue and SW 104th Street
- 5-34. SW 152nd Avenue and SW 104th Street
- 5-35. SW 117th Avenue and SW 120th Street
- 5-36. SW 137th Avenue and SW 136th Street
- 5-37. SW 162nd Avenue and SW 47th Street
- 5-38. SW 57th Avenue and SW 104th Street
- 5-39. SW 152nd Street and SW 117th Avenue
- 5-40. SW 162nd Avenue from SW 72nd Street to SW 42nd Street

RIF District 6

- 6-1. SW 216th Street from SW 127th Avenue to HEFT
- 6-2. SW 264th Street from SW 147th Avenue to US-1
- 6-3. SW 268th Street from US-1 to SW 112th Avenue
- 6-4. SW 328th Street from SW 187th Avenue to US-1
- 6-5. SW 328th Street from US-1 to SW 162nd Avenue
- 6-6. SW 112th Avenue and SW 236th Street
- 6-7. SW 152nd Avenue and Pacific Boulevard
- 6-8. SW 328th Street and SW 137th Avenue
- 6-9. Marlin Road from SW 186th Street to US-1
- 6-10. SW 216th Street and SW 92nd Avenue


RIF District 7

- 7-1. Ponce de Leon Boulevard from Salamanca Avenue to Antiquera Avenue
- 7-2. Cocoplum Circle
- 7-3. Coral Way and Anderson Road
- 7-4. De Soto Fountain
- 7-5. Alhambra Plaza and Galiano Street

**MIAMI-DADE METROPOLITAN PLANNING ORGANIZATION
TRANSPORTATION IMPROVEMENT PROGRAM
ROAD IMPACT FEES (RIF)**

Road Impact Fee District: 1

Municipalities: Doral / South Miami / West Miami / Sweetwater / Virginia Gardens / Miami Springs / Medley / Uninc. Miami-Dade Co.

MPO Project Num.	Facility/Project Name		Bicycle	Type of Work	Project Cost (\$000s)	Prior Years' Funding (\$000s)	
	From/Location	To/Location	Length (miles)				
Agency Project Num.	Detailed Project Description				L RTP Ref		
	Status	Remarks					

PW000744	NW 58 Street		Wide Curb Lane	Road reconstruction	11,738	8,357	Activity /Phase							
	NW 97 Avenue SR 826		2											
744	Road reconstruction. Prior Years' Funding as follows: \$1,157,000 for PE, \$7,200,000 for CST.									Funding (in \$000s)				
	PUBLIC WORKS									Proposed		Tentative Three Year Program		
				5-5				2015 - 2016	2016 - 2017	2017 - 2018	2018 - 2019	2019 - 2020		
							CST	3,381	0	0	0	0		

PW000746	NW 97 Avenue		Bike Lane	New 4 lanes	1,689	1,689	Activity /Phase	Funding (in \$000s)							
	NW 70 Street	NW 74 Street	0.25												
746	New 4 lanes. Prior Years' Funding as follows: \$33,000 for PE, \$1,656,000 for CST.										Proposed		Tentative Three Year Program		
	PUBLIC WORKS										2015 - 2016	2016 - 2017	2017 - 2018	2018 - 2019	2019 - 2020
	Under design		Joint Participation Agreement with City of Doral.		NA				0	0	0	0	0		

BOND - Capital Asset Acquisition Special Obligation Bonds
B.R. - Repayment of Capital Asset Acquisition Special Obligation Bonds
CIGP - County Incentive Grant Program
L RTP - Subject to Long Range Plan Amendment


PE Preliminary Engineering
CST Construction
CEI Construction Engineering Inspection
COMB Combined Funding in Prior Years

Totals reflect expenditures based on latest budgetary information of anticipated revenues, and may differ from actual amounts received.

MIAMI-DADE METROPOLITAN PLANNING ORGANIZATION
TRANSPORTATION IMPROVEMENT PROGRAM
ROAD IMPACT FEES (RIF)

Road Impact Fee District: **1**

Municipalities: **Doral / South Miami / West Miami / Sweetwater / Virginia Gardens / Miami Springs / Medley / Uninc. Miami-Dade Co.**

MPO Project Num.	Facility/Project Name		Bicycle	Type of Work	Project Cost (\$000s)	Prior Years' Funding (\$000s)	
	From/Location	To/Location	Length (miles)				
Agency Project Num.	Detailed Project Description				L RTP Ref		
	Status	Remarks					

PW000751	NW 97 Avenue		Bike Lane	Widen to 4 lanes								
	NW 58 Street	NW 70 Street	0.75									
751	Widen to 4 lanes. Prior Years' Funding as follows: \$460,000 for PE, \$4,471,000 for CST.				4,931	4,931	Activity /Phase	Funding (in \$000s)				
								Proposed		Tentative Three Year Program		
								NA	2015 - 2016	2016 - 2017	2017 - 2018	2018 - 2019
								0	0	0	0	0

PW000860	NW 97 Avenue		Bike Lane	Widen to 4 lanes								
	NW 52 Street	NW 58 Street	0.4									
000860	Widen to 4 lanes. Prior Years' Funding as follows: \$391,000 for PE.				3,213	391	Activity /Phase	Funding (in \$000s)				
								Proposed		Tentative Three Year Program		
								5-5	2015 - 2016	2016 - 2017	2017 - 2018	2018 - 2019
							CST	2,822	0	0	0	0

BOND - Capital Asset Acquisition Special Obligation Bonds
B.R. - Repayment of Capital Asset Acquisition Special Obligation Bonds
CIGP - County Incentive Grant Program
L RTP - Subject to Long Range Plan Amendment


PE Preliminary Engineering
CST Construction
CEI Construction Engineering Inspection
COMB Combined Funding in Prior Years

Totals reflect expenditures based on latest budgetary information of anticipated revenues, and may differ from actual amounts received.

MIAMI-DADE METROPOLITAN PLANNING ORGANIZATION
TRANSPORTATION IMPROVEMENT PROGRAM
ROAD IMPACT FEES (RIF)

Road Impact Fee District: **1**

Municipalities: **Doral / South Miami / West Miami / Sweetwater / Virginia Gardens / Miami Springs / Medley / Uninc. Miami-Dade Co.**

MPO Project Num.	Facility/Project Name		Bicycle	Type of Work	Project Cost (\$000s)	Prior Years' Funding (\$000s)	
	From/Location	To/Location	Length (miles)				
Agency Project Num.	Detailed Project Description				L RTP Ref		
	Status	Remarks					

PW671133A	NW 106 Street and NW S River Drive Culvert		Culvert	1,371	1,371	Activity /Phase								
671133A	Culvert. Prior Years' Funding as follows: \$70,000 for PE, \$1,301,000 for CST.									Funding (in \$000s)				
	PUBLIC WORKS									Proposed		Tentative Three Year Program		
	Design completed						NA				2015 - 2016	2016 - 2017	2017 - 2018	2018 - 2019
							0	0	0	0	0			

PW000651	NW 107 Avenue and NW 122 Street			New flyover ramp (2 lanes)	7,500	983	Activity /Phase	Funding (in \$000s)							
651	New flyover ramp. Prior Years' Funding as follows: \$983,003 for PE/ROW/CST.										Proposed		Tentative Three Year Program		
	PUBLIC WORKS										2015 - 2016	2016 - 2017	2017 - 2018	2018 - 2019	2019 - 2020
		Joint Participation Agreement with Town of Medley. Additional funding by others.		NA							0	0	0	0	0

BOND - Capital Asset Acquisition Special Obligation Bonds
B.R. - Repayment of Capital Asset Acquisition Special Obligation Bonds
CIGP - County Incentive Grant Program
L RTP - Subject to Long Range Plan Amendment


PE Preliminary Engineering
CST Construction
CEI Construction Engineering Inspection
COMB Combined Funding in Prior Years

Totals reflect expenditures based on latest budgetary information of anticipated revenues, and may differ from actual amounts received.

MIAMI-DADE METROPOLITAN PLANNING ORGANIZATION
TRANSPORTATION IMPROVEMENT PROGRAM
ROAD IMPACT FEES (RIF)

Road Impact Fee District: **1**

Municipalities: *Doral / South Miami / West Miami / Sweetwater / Virginia Gardens / Miami Springs / Medley / Uninc. Miami-Dade Co.*

MPO Project Num.	Facility/Project Name		Bicycle	Type of Work	Project Cost (\$000s)	Prior Years' Funding (\$000s)	
	From/Location	To/Location	Length (miles)				
Agency Project Num.	Detailed Project Description				L RTP Ref		
	Status	Remarks					

PW000788	NW 36 Street and NW 87 Avenue			Resurfacing	105	105	Activity /Phase	Funding (in \$000s)							
788	Resurfacing. Prior Years' Funding as follows: \$105,000 for CST.										Proposed		Tentative Three Year Program		
	Under construction			NA							2015 - 2016	2016 - 2017	2017 - 2018	2018 - 2019	2019 - 2020
								0	0	0	0	0			

PW000789	NW 58 Street and NW 114 Avenue			Resurfacing	90	90	Activity /Phase	Funding (in \$000s)							
789	Resurfacing. Prior Years' Funding as follows: \$90,000 for CST.										Proposed		Tentative Three Year Program		
	Construction completed			NA							2015 - 2016	2016 - 2017	2017 - 2018	2018 - 2019	2019 - 2020
								0	0	0	0	0			

BOND - Capital Asset Acquisition Special Obligation Bonds
B.R. - Repayment of Capital Asset Acquisition Special Obligation Bonds
CIGP - County Incentive Grant Program
L RTP - Subject to Long Range Plan Amendment


PE Preliminary Engineering
CST Construction
CEI Construction Engineering Inspection
COMB Combined Funding in Prior Years

Totals reflect expenditures based on latest budgetary information of anticipated revenues, and may differ from actual amounts received.

MIAMI-DADE METROPOLITAN PLANNING ORGANIZATION
TRANSPORTATION IMPROVEMENT PROGRAM
ROAD IMPACT FEES (RIF)

Road Impact Fee District: **1**

Municipalities: *Doral / South Miami / West Miami / Sweetwater / Virginia Gardens / Miami Springs / Medley / Uninc. Miami-Dade Co.*

MPO Project Num.	Facility/Project Name		Bicycle	Type of Work	Project Cost (\$000s)	Prior Years' Funding (\$000s)	
	From/Location	To/Location	Length (miles)				
Agency Project Num.	Detailed Project Description				L RTP Ref		
	Status	Remarks					

PW000745	NW 117 Avenue and NW 25 Street			Traffic signal	260	260	Activity /Phase								
745	Traffic signal. Prior Years' Funding as follows: \$39,000 for PE, \$221,000 for CST.							260	260	Activity /Phase	Funding (in \$000s)				
	PUBLIC WORKS										Proposed		Tentative Three Year Program		
Design completed				NA	2015 - 2016	2016 - 2017	2017 - 2018				2018 - 2019	2019 - 2020			
								0	0	0	0	0			

PW000752	SW 112 Avenue South of SW 50 Terrace		Bridge replacement (#874247)	1,949	252	Activity /Phase	Funding (in \$000s)							
752	Bridge replacement. Prior Years' Funding as follows: \$252,000 for PE.									Proposed		Tentative Three Year Program		
			5-5							2015 - 2016	2016 - 2017	2017 - 2018	2018 - 2019	2019 - 2020
						CST	1,697	0	0	0	0			

BOND - Capital Asset Acquisition Special Obligation Bonds
B.R. - Repayment of Capital Asset Acquisition Special Obligation Bonds
CIGP - County Incentive Grant Program
L RTP - Subject to Long Range Plan Amendment


PE Preliminary Engineering
CST Construction
CEI Construction Engineering Inspection
COMB Combined Funding in Prior Years

Totals reflect expenditures based on latest budgetary information of anticipated revenues, and may differ from actual amounts received.

MIAMI-DADE METROPOLITAN PLANNING ORGANIZATION
TRANSPORTATION IMPROVEMENT PROGRAM
ROAD IMPACT FEES (RIF)

Road Impact Fee District: **1**

Municipalities: **Doral / South Miami / West Miami / Sweetwater / Virginia Gardens / Miami Springs / Medley / Uninc. Miami-Dade Co.**

MPO Project Num.	Facility/Project Name		Bicycle	Type of Work	Project Cost (\$000s)	Prior Years' Funding (\$000s)	
	From/Location	To/Location	Length (miles)				
Agency Project Num.	Detailed Project Description				L RTP Ref		
	Status	Remarks					

PW000791	SW 75 Avenue South of SW 24 Street		Bridge replacement (#874243)		2,156	278	Activity /Phase	Funding (in \$000s)					
791	Bridge replacement. Prior Years' Funding as follows: \$278,000 for PE.							5-5	Proposed		Tentative Three Year Program		
									2015 - 2016	2016 - 2017	2017 - 2018	2018 - 2019	2019 - 2020
						CST	1,878	0	0	0	0		

PW000754	Snapper Creek Drive West of SW 107 Avenue		Bridge replacement (#874436)		2,317	289	Activity /Phase	Funding (in \$000s)				
754	Bridge replacement. Prior Years' Funding as follows: \$289,000 for PE.										Proposed	
				5-5				2015 - 2016	2016 - 2017	2017 - 2018	2018 - 2019	2019 - 2020
							CST	2,028	0	0	0	0

BOND - Capital Asset Acquisition Special Obligation Bonds
B.R. - Repayment of Capital Asset Acquisition Special Obligation Bonds
CIGP - County Incentive Grant Program
L RTP - Subject to Long Range Plan Amendment


PE Preliminary Engineering
CST Construction
CEI Construction Engineering Inspection
COMB Combined Funding in Prior Years

Totals reflect expenditures based on latest budgetary information of anticipated revenues, and may differ from actual amounts received.

MIAMI-DADE METROPOLITAN PLANNING ORGANIZATION
TRANSPORTATION IMPROVEMENT PROGRAM
ROAD IMPACT FEES (RIF)

Road Impact Fee District: **1**

Municipalities: *Doral / South Miami / West Miami / Sweetwater / Virginia Gardens / Miami Springs / Medley / Uninc. Miami-Dade Co.*

MPO Project Num.	Facility/Project Name		Bicycle	Type of Work	Project Cost (\$000s)	Prior Years' Funding (\$000s)	
	From/Location	To/Location	Length (miles)				
Agency Project Num.	Detailed Project Description				L RTP Ref		
	Status	Remarks					

PW000755	SW 16 Street West of SW 99 Avenue		Bridge replacement (#874235)	2,065	263	Activity /Phase	Funding (in \$000s)						
755	Bridge replacement. Prior Years' Funding as follows: \$263,000 for PE.						5-5	CST	Proposed	Tentative Three Year Program			
			2015 - 2016						2016 - 2017	2017 - 2018	2018 - 2019	2019 - 2020	
						1,802	0	0	0	0			


PW000756	SW 67 Avenue South of US1		Bridge replacement (#874527)	2,496	319	Activity /Phase	Funding (in \$000s)						
756	Bridge replacement. Prior Years' Funding as follows: \$319,000 for PE.						5-5	CST	Proposed		Tentative Three Year Program		
			2015 - 2016						2016 - 2017	2017 - 2018	2018 - 2019	2019 - 2020	
						2,177	0	0	0	0			

BOND - Capital Asset Acquisition Special Obligation Bonds
B.R. - Repayment of Capital Asset Acquisition Special Obligation Bonds
CIGP - County Incentive Grant Program
L RTP - Subject to Long Range Plan Amendment

PE Preliminary Engineering
CST Construction
CEI Construction Engineering Inspection
COMB Combined Funding in Prior Years

Totals reflect expenditures based on latest budgetary information of anticipated revenues, and may differ from actual amounts received.

Road Impact Fee District: **1** **Municipalities:** *Doral / South Miami / West Miami / Sweetwater / Virginia Gardens / Miami Springs / Medley / Uninc. Miami-Dade Co.*

MPO Project Num.	Facility/Project Name		Bicycle	Type of Work	Project Cost (\$000s)	Prior Years' Funding (\$000s)	
	From/Location	To/Location	Length (miles)				
Agency Project Num.	Detailed Project Description				L RTP Ref		
	Status	Remarks					

PW000757	SW 97 Avenue North of SW 8 Street		Bridge replacement (#874216)	2,835		Activity /Phase	Funding (in \$000s)				
							Proposed	Tentative Three Year Program			
757	Bridge replacement.						2015 - 2016	2016 - 2017	2017 - 2018	2018 - 2019	2019 - 2020
			5-5			PE	363	0	0	0	
						CST	0	2,472	0	0	

PW000758	SW 92 Avenue North of SW 16 Street		Bridge replacement (#874399)	1,964		Activity /Phase	Funding (in \$000s)						
758	Bridge replacement.						5-5	PE	244	0	0	0	
			CST						0	1,720	0	0	

BOND	- Capital Asset Acquisition Special Obligation Bonds
B.R.	- Repayment of Capital Asset Acquisition Special Obligation Bonds
CIGP	- County Incentive Grant Program
L RTP	- Subject to Long Range Plan Amendment


PE	Preliminary Engineering
CST	Construction
CEI	Construction Engineering Inspection
COMB	Combined Funding in Prior Years

Totals reflect expenditures based on latest budgetary information of anticipated revenues, and may differ from actual amounts received.

MIAMI-DADE METROPOLITAN PLANNING ORGANIZATION
TRANSPORTATION IMPROVEMENT PROGRAM
ROAD IMPACT FEES (RIF)

Road Impact Fee District: **1**

Municipalities: *Doral / South Miami / West Miami / Sweetwater / Virginia Gardens / Miami Springs / Medley / Uninc. Miami-Dade Co.*

MPO Project Num.	Facility/Project Name		Bicycle	Type of Work	Project Cost (\$000s)	Prior Years' Funding (\$000s)	
	From/Location	To/Location	Length (miles)				
Agency Project Num.	Detailed Project Description				L RTP Ref		
	Status	Remarks					

PW000759	SW 72 Avenue North of SW 40 Street			Bridge replacement (#874228)	2,900		Activity /Phase	Funding (in \$000s)					
759	Bridge replacement.												
				5-5									
							PE	0	364	0	0	0	
							CST	0	0	2,536	0	0	

PW000845	SW 48 Street			Resurfacing	258	258	Activity /Phase	Funding (in \$000s)							
	SW 107 Avenue	SW 97 Avenue	1												
000845	Resurfacing. Prior Years' Funding as follows: \$258,000 for CST.										Proposed		Tentative Three Year Program		
	Under construction							NA			2015 - 2016	2016 - 2017	2017 - 2018	2018 - 2019	2019 - 2020
								0	0	0	0	0			

BOND - Capital Asset Acquisition Special Obligation Bonds
B.R. - Repayment of Capital Asset Acquisition Special Obligation Bonds
CIGP - County Incentive Grant Program
L RTP - Subject to Long Range Plan Amendment


PE Preliminary Engineering
CST Construction
CEI Construction Engineering Inspection
COMB Combined Funding in Prior Years

Totals reflect expenditures based on latest budgetary information of anticipated revenues, and may differ from actual amounts received.

MIAMI-DADE METROPOLITAN PLANNING ORGANIZATION
TRANSPORTATION IMPROVEMENT PROGRAM
ROAD IMPACT FEES (RIF)

Road Impact Fee District: **1**

Municipalities: *Doral / South Miami / West Miami / Sweetwater / Virginia Gardens / Miami Springs / Medley / Uninc. Miami-Dade Co.*

MPO Project Num.	Facility/Project Name		Bicycle	Type of Work	Project Cost (\$000s)	Prior Years' Funding (\$000s)	
	From/Location	To/Location	Length (miles)				
Agency Project Num.	Detailed Project Description				L RTP Ref		
	Status	Remarks					

PW000846	SW 72 Avenue			Resurfacing	279	279	Activity /Phase	Funding (in \$000s)				
	SW 72 Street	SW 56 Street	1									
000846	Resurfacing. Prior Years' Funding as follows: \$279,000 for CST.											
				NA								
										0	0	0

PW000847	NW 58 Street			Resurfacing	700	700	Activity /Phase	Funding (in \$000s)						
	NW 117 Avenue	NW 97 Avenue	2											
000847	Resurfacing. Prior Years' FUnDing as follows: \$700,000 for CST.									Proposed		Tentative Three Year Program		
				NA						2015 - 2016	2016 - 2017	2017 - 2018	2018 - 2019	2019 - 2020
								0	0	0	0	0		

BOND - Capital Asset Acquisition Special Obligation Bonds
B.R. - Repayment of Capital Asset Acquisition Special Obligation Bonds
CIGP - County Incentive Grant Program
L RTP - Subject to Long Range Plan Amendment


PE Preliminary Engineering
CST Construction
CEI Construction Engineering Inspection
COMB Combined Funding in Prior Years

Totals reflect expenditures based on latest budgetary information of anticipated revenues, and may differ from actual amounts received.

MIAMI-DADE METROPOLITAN PLANNING ORGANIZATION
TRANSPORTATION IMPROVEMENT PROGRAM
ROAD IMPACT FEES (RIF)

Road Impact Fee District: **1**

Municipalities: **Doral / South Miami / West Miami / Sweetwater / Virginia Gardens / Miami Springs / Medley / Uninc. Miami-Dade Co.**

MPO Project Num.	Facility/Project Name		Bicycle	Type of Work	Project Cost (\$000s)	Prior Years' Funding (\$000s)	
	From/Location	To/Location	Length (miles)				
Agency Project Num.	Detailed Project Description				L RTP Ref		
	Status	Remarks					

PW000848	NW 41 Street			Resurfacing								
	NW 104 Avenue	NW 93 Avenue	1									
000848	Resurfacing. Prior Years' Funding as follows: \$275,000 for CST.				275	275	Activity /Phase	Funding (in \$000s)				
								Proposed		Tentative Three Year Program		
								NA	2015 - 2016	2016 - 2017	2017 - 2018	2018 - 2019
								0	0	0	0	0

PW000849	NW 41 Street and NW 114 Avenue			Resurfacing	200	200	Activity /Phase	Funding (in \$000s)				
000849	Resurfacing. Prior Years' Funding as follows: \$200,000 for CST.				200	200	Activity /Phase	Proposed		Tentative Three Year Program		
	Construction completed			NA				2015 - 2016	2016 - 2017	2017 - 2018	2018 - 2019	2019 - 2020
								0	0	0	0	0

BOND - Capital Asset Acquisition Special Obligation Bonds
B.R. - Repayment of Capital Asset Acquisition Special Obligation Bonds
CIGP - County Incentive Grant Program
L RTP - Subject to Long Range Plan Amendment


PE Preliminary Engineering
CST Construction
CEI Construction Engineering Inspection
COMB Combined Funding in Prior Years

Totals reflect expenditures based on latest budgetary information of anticipated revenues, and may differ from actual amounts received.

MIAMI-DADE METROPOLITAN PLANNING ORGANIZATION
TRANSPORTATION IMPROVEMENT PROGRAM
ROAD IMPACT FEES (RIF)

Road Impact Fee District: **1**

Municipalities: *Doral / South Miami / West Miami / Sweetwater / Virginia Gardens / Miami Springs / Medley / Uninc. Miami-Dade Co.*

MPO Project Num.	Facility/Project Name		Bicycle	Type of Work	Project Cost (\$000s)	Prior Years' Funding (\$000s)	
	From/Location	To/Location	Length (miles)				
Agency Project Num.	Detailed Project Description				L RTP Ref		
	Status	Remarks					

PW000850	NW 107 Avenue			Resurfacing	479	479	Activity /Phase	Funding (in \$000s)				
	NW 25 Street	NW 41 Street	1									
000850	Resurfacing. Prior Years' Funding as follows: \$479,000 for CST.			NA								
								Proposed		Tentative Three Year Program		
								2015 - 2016	2016 - 2017	2017 - 2018	2018 - 2019	2019 - 2020
									0	0	0	0

PW000851	NW 107 Avenue			Resurfacing	895		Activity /Phase	Funding (in \$000s)						
	NW 12 Street	NW 25 Street	0.9											
000851	Resurfacing							5-5		Proposed		Tentative Three Year Program		
				2015 - 2016						2016 - 2017	2017 - 2018	2018 - 2019	2019 - 2020	
							CST	895	0	0	0	0		

BOND - Capital Asset Acquisition Special Obligation Bonds
B.R. - Repayment of Capital Asset Acquisition Special Obligation Bonds
CIGP - County Incentive Grant Program
L RTP - Subject to Long Range Plan Amendment


PE Preliminary Engineering
CST Construction
CEI Construction Engineering Inspection
COMB Combined Funding in Prior Years

Totals reflect expenditures based on latest budgetary information of anticipated revenues, and may differ from actual amounts received.

MIAMI-DADE METROPOLITAN PLANNING ORGANIZATION
TRANSPORTATION IMPROVEMENT PROGRAM
ROAD IMPACT FEES (RIF)

Road Impact Fee District: **1**

Municipalities: *Doral / South Miami / West Miami / Sweetwater / Virginia Gardens / Miami Springs / Medley / Uninc. Miami-Dade Co.*

MPO Project Num.	Facility/Project Name		Bicycle	Type of Work	Project Cost (\$000s)	Prior Years' Funding (\$000s)	
	From/Location	To/Location	Length (miles)				
Agency Project Num.	Detailed Project Description				L RTP Ref		
	Status	Remarks					

PW000852	NW 25 Street			Study	60	60	Activity /Phase	Funding (in \$000s)							
	NW 117 Avenue	NW 87 Avenue	3												
000852	Study. Prior Years' Funding as follows: \$60,000 for PE.							60	60	Activity /Phase	Proposed		Tentative Three Year Program		
											2015 - 2016	2016 - 2017	2017 - 2018	2018 - 2019	2019 - 2020
											NA	0	0	0	0

PW000867	NW Blue Lagoon Drive			Resurfacing	240	240	Activity /Phase	Funding (in \$000s)					
	NW 57 Avenue	Dead end (East)	0.5										
000867	Resurfacing. Prior Years' Funding as follows: \$240,000 for CST.							NA	Proposed		Tentative Three Year Program		
	Under construction			2015 - 2016					2016 - 2017	2017 - 2018	2018 - 2019	2019 - 2020	
							0	0	0	0	0		

BOND - Capital Asset Acquisition Special Obligation Bonds
B.R. - Repayment of Capital Asset Acquisition Special Obligation Bonds
CIGP - County Incentive Grant Program
L RTP - Subject to Long Range Plan Amendment


PE Preliminary Engineering
CST Construction
CEI Construction Engineering Inspection
COMB Combined Funding in Prior Years

Totals reflect expenditures based on latest budgetary information of anticipated revenues, and may differ from actual amounts received.

MIAMI-DADE METROPOLITAN PLANNING ORGANIZATION
TRANSPORTATION IMPROVEMENT PROGRAM
ROAD IMPACT FEES (RIF)

Road Impact Fee District: **1**

Municipalities: *Doral / South Miami / West Miami / Sweetwater / Virginia Gardens / Miami Springs / Medley / Uninc. Miami-Dade Co.*

MPO Project Num.	Facility/Project Name		Bicycle	Type of Work	Project Cost (\$000s)	Prior Years' Funding (\$000s)	
	From/Location	To/Location	Length (miles)				
Agency Project Num.	Detailed Project Description				L RTP Ref		
	Status	Remarks					

PW000853	NW 107 Avenue and NW 12 Street			Intersection improvement	286	286	Activity /Phase	Funding (in \$000s)							
000853	Intersection improvement. Prior Years' Funding as follows: \$43,000 for PE, \$243,000 for CST.										Proposed		Tentative Three Year Program		
	Under design			NA						2015 - 2016	2016 - 2017	2017 - 2018	2018 - 2019	2019 - 2020	
								0	0	0	0	0			

PW000854	NW 79 Avenue and NW 36 Street		Intersection improvement		49	49	Activity /Phase	Funding (in \$000s)				
000854	Intersection improvement. Prior Years' Funding as follows: \$8,000 for PE, \$41,000 for CST.											
	Under design			NA				2015 - 2016	2016 - 2017	2017 - 2018	2018 - 2019	2019 - 2020
							0	0	0	0	0	

BOND - Capital Asset Acquisition Special Obligation Bonds
B.R. - Repayment of Capital Asset Acquisition Special Obligation Bonds
CIGP - County Incentive Grant Program
L RTP - Subject to Long Range Plan Amendment


PE Preliminary Engineering
CST Construction
CEI Construction Engineering Inspection
COMB Combined Funding in Prior Years

Totals reflect expenditures based on latest budgetary information of anticipated revenues, and may differ from actual amounts received.

MIAMI-DADE METROPOLITAN PLANNING ORGANIZATION
TRANSPORTATION IMPROVEMENT PROGRAM
ROAD IMPACT FEES (RIF)

Road Impact Fee District: **1**

Municipalities: *Doral / South Miami / West Miami / Sweetwater / Virginia Gardens / Miami Springs / Medley / Uninc. Miami-Dade Co.*

MPO Project Num.	Facility/Project Name		Bicycle	Type of Work	Project Cost (\$000s)	Prior Years' Funding (\$000s)		
	From/Location	To/Location	Length (miles)					
Agency Project Num.	Detailed Project Description							L RTP Ref
	Status	Remarks						

PW000855	SW 97 Avenue and SW 24 Street			Intersection improvement	140	140	Activity /Phase	Funding (in \$000s)					
000855	Intersection improvement. Prior Years' Funding as follows: \$21,000 for PE, \$119,000 for CST.												
	Under design			NA									
								0	0	0	0	0	

PW000856	NW 107 Avenue and NW 41 Street		Intersection improvement		317	317	Activity /Phase	Funding (in \$000s)				
000856	Intersection improvement. Prior Years' Funding as follows: \$48,000 for PE, \$269,000 for CST.									2015 - 2016	2016 - 2017	2017 - 2018
	Under design			NA								

BOND - Capital Asset Acquisition Special Obligation Bonds
B.R. - Repayment of Capital Asset Acquisition Special Obligation Bonds
CIGP - County Incentive Grant Program
L RTP - Subject to Long Range Plan Amendment


PE Preliminary Engineering
CST Construction
CEI Construction Engineering Inspection
COMB Combined Funding in Prior Years

Totals reflect expenditures based on latest budgetary information of anticipated revenues, and may differ from actual amounts received.

MIAMI-DADE METROPOLITAN PLANNING ORGANIZATION
TRANSPORTATION IMPROVEMENT PROGRAM
ROAD IMPACT FEES (RIF)

Road Impact Fee District: **1**

Municipalities: *Doral / South Miami / West Miami / Sweetwater / Virginia Gardens / Miami Springs / Medley / Uninc. Miami-Dade Co.*

MPO Project Num.	Facility/Project Name		Bicycle	Type of Work	Project Cost (\$000s)	Prior Years' Funding (\$000s)	
	From/Location	To/Location	Length (miles)				
Agency Project Num.	Detailed Project Description				L RTP Ref		
	Status	Remarks					

PW000857	NW 107 Avenue and NW 58 Street		Intersection improvement		151		Activity /Phase	Funding (in \$000s)						
000857	Intersection improvement									Proposed		Tentative Three Year Program		
				5-5						2015 - 2016	2016 - 2017	2017 - 2018	2018 - 2019	2019 - 2020
							PE	23	0	0	0	0		
							CST	128	0	0	0	0		

PW000858	NW 40 Street and NW 57 Avenue		Intersection improvement	71	71	Activity /Phase	Funding (in \$000s)							
000858	Intersection improvement. Prior Years Funding as follows: \$70,628 for CST.									Proposed		Tentative Three Year Program		
		Joint Participation Agreement with Village of Virginia Gardens					NA			2015 - 2016	2016 - 2017	2017 - 2018	2018 - 2019	2019 - 2020
							0	0	0	0	0			

BOND - Capital Asset Acquisition Special Obligation Bonds
B.R. - Repayment of Capital Asset Acquisition Special Obligation Bonds
CIGP - County Incentive Grant Program
L RTP - Subject to Long Range Plan Amendment


PE Preliminary Engineering
CST Construction
CEI Construction Engineering Inspection
COMB Combined Funding in Prior Years

Totals reflect expenditures based on latest budgetary information of anticipated revenues, and may differ from actual amounts received.

MIAMI-DADE METROPOLITAN PLANNING ORGANIZATION
TRANSPORTATION IMPROVEMENT PROGRAM
ROAD IMPACT FEES (RIF)

Road Impact Fee District: **1**

Municipalities: *Doral / South Miami / West Miami / Sweetwater / Virginia Gardens / Miami Springs / Medley / Uninc. Miami-Dade Co.*

MPO Project Num.	Facility/Project Name		Bicycle	Type of Work	Project Cost (\$000s)	Prior Years' Funding (\$000s)	
	From/Location	To/Location	Length (miles)				
Agency Project Num.	Detailed Project Description				L RTP Ref		
	Status	Remarks					

PW000859	SW 67 Avenue and SW 33 Street			Traffic signal	200	200	Activity /Phase	Funding (in \$000s)							
000859	Traffic signal. Prior Years' Funding as follows: \$30,000 for PE, \$170,000 for CST.										Proposed		Tentative Three Year Program		
				NA						2015 - 2016	2016 - 2017	2017 - 2018	2018 - 2019	2019 - 2020	
								0	0	0	0	0			

PW000861	NW 104 Avenue and NW 33 Street			Traffic signal	250	250	Activity /Phase	Funding (in \$000s)							
000861	Traffic signal. Prior Years' Funding as follows: \$250,000 for PE/CST.										Proposed		Tentative Three Year Program		
				NA							2015 - 2016	2016 - 2017	2017 - 2018	2018 - 2019	2019 - 2020
								0	0	0	0	0			

BOND - Capital Asset Acquisition Special Obligation Bonds
B.R. - Repayment of Capital Asset Acquisition Special Obligation Bonds
CIGP - County Incentive Grant Program
L RTP - Subject to Long Range Plan Amendment


PE Preliminary Engineering
CST Construction
CEI Construction Engineering Inspection
COMB Combined Funding in Prior Years

Totals reflect expenditures based on latest budgetary information of anticipated revenues, and may differ from actual amounts received.

MIAMI-DADE METROPOLITAN PLANNING ORGANIZATION
TRANSPORTATION IMPROVEMENT PROGRAM
ROAD IMPACT FEES (RIF)

Road Impact Fee District: **1**

Municipalities: *Doral / South Miami / West Miami / Sweetwater / Virginia Gardens / Miami Springs / Medley / Uninc. Miami-Dade Co.*

MPO Project Num.	Facility/Project Name		Bicycle	Type of Work	Project Cost (\$000s)	Prior Years' Funding (\$000s)	
	From/Location	To/Location	Length (miles)				
Agency Project Num.	Detailed Project Description				L RTP Ref		
	Status	Remarks					

PW000862	NW 89 Avenue and NW 93 Street			Widen to 3 lanes	3,100	1,000	Activity /Phase					
			1.5									
000862	Widen to 3 lanes. Prior Years' Funding as follows: \$1,000,000 for CST. Additional funding by others.										Funding (in \$000s)	
								Proposed		Tentative Three Year Program		
			Subject to LRTP Amendment		NA				2015 - 2016	2016 - 2017	2017 - 2018	2018 - 2019
								0	0	0	0	0

PW000863	Mast Arm Upgrades		Mast arm upgrades			Activity /Phase	Funding (in \$000s)						
000863	Mast arm upgrades						5-5	PE/CST	Proposed		Tentative Three Year Program		
			2015 - 2016						2016 - 2017	2017 - 2018	2018 - 2019	2019 - 2020	
								1,062	1,062	1,062	1,062	1,062	

BOND - Capital Asset Acquisition Special Obligation Bonds
B.R. - Repayment of Capital Asset Acquisition Special Obligation Bonds
CIGP - County Incentive Grant Program
LRTP - Subject to Long Range Plan Amendment


PE Preliminary Engineering
CST Construction
CEI Construction Engineering Inspection
COMB Combined Funding in Prior Years

Totals reflect expenditures based on latest budgetary information of anticipated revenues, and may differ from actual amounts received.

MIAMI-DADE METROPOLITAN PLANNING ORGANIZATION
TRANSPORTATION IMPROVEMENT PROGRAM
ROAD IMPACT FEES (RIF)

Road Impact Fee District: **1**

Municipalities: *Doral / South Miami / West Miami / Sweetwater / Virginia Gardens / Miami Springs / Medley / Uninc. Miami-Dade Co.*

MPO Project Num.	Facility/Project Name		Bicycle	Type of Work	Project Cost (\$000s)	Prior Years' Funding (\$000s)	
	From/Location	To/Location	Length (miles)				
Agency Project Num.	Detailed Project Description				L RTP Ref		
	Status	Remarks					

PW000864	ATMS		ATMS							
000864	ATMS									
			5-5							
							PE/CST	500	500	500

PW000033	Engineering Administration		Administration							
33	Engineering administration									
	PUBLIC WORKS		5-5							
								1,470	775	707

BOND - Capital Asset Acquisition Special Obligation Bonds
B.R. - Repayment of Capital Asset Acquisition Special Obligation Bonds
CIGP - County Incentive Grant Program
L RTP - Subject to Long Range Plan Amendment


PE Preliminary Engineering
CST Construction
CEI Construction Engineering Inspection
COMB Combined Funding in Prior Years

Totals reflect expenditures based on latest budgetary information of anticipated revenues, and may differ from actual amounts received.

**MIAMI-DADE METROPOLITAN PLANNING ORGANIZATION
TRANSPORTATION IMPROVEMENT PROGRAM
ROAD IMPACT FEES (RIF)**

Road Impact Fee District: 1

Municipalities: Doral / South Miami / West Miami / Sweetwater / Virginia Gardens / Miami Springs / Medley / Uninc. Miami-Dade Co.

MPO Project Num.	Facility/Project Name		Bicycle	Type of Work	Project Cost (\$000s)	Prior Years' Funding (\$000s)	
	From/Location	To/Location	Length (miles)				
Agency Project Num.	Detailed Project Description				L RTP Ref		
	Status	Remarks					

PW000034	Resurfacing			Paving, widening, drainage, striping			Activity /Phase	Funding (in \$000s)				
34	Paving, widening, drainage, striping of various locations. Additional funding to supplement corridors within the Federal Stimulus Plan.											
	PUBLIC WORKS											
			5-5									
								PE	297	286	310	395
						CEI	297	286	310	395	395	
						CST	2,376	2,292	2,483	3,160	3,160	

PW000035	T.O.P.I.C.S.			Intersection improvements: T.O.P.I.C.S.			Activity /Phase	Funding (in \$000s)					
35	Intersection improvements at various locations including (but not limited to): SW 67 Ave & Coral Way (Design compl)												
	PUBLIC WORKS												
				5-5									
								PE	297	286	310	395	395
						CEI	297	286	310	395	395		
						CST	2,376	2,291	2,483	3,160	3,160		

BOND - Capital Asset Acquisition Special Obligation Bonds
B.R. - Repayment of Capital Asset Acquisition Special Obligation Bonds
CIGP - County Incentive Grant Program
L RTP - Subject to Long Range Plan Amendment


PE Preliminary Engineering
CST Construction
CEI Construction Engineering Inspection
COMB Combined Funding in Prior Years

Totals reflect expenditures based on latest budgetary information of anticipated revenues, and may differ from actual amounts received.

**MIAMI-DADE METROPOLITAN PLANNING ORGANIZATION
TRANSPORTATION IMPROVEMENT PROGRAM
ROAD IMPACT FEES (RIF)**

Road Impact Fee District: 1

Municipalities: Doral / South Miami / West Miami / Sweetwater / Virginia Gardens / Miami Springs / Medley / Uninc. Miami-Dade Co.

MPO Project Num.	Facility/Project Name		Bicycle	Type of Work	Project Cost (\$000s)	Prior Years' Funding (\$000s)	
	From/Location	To/Location	Length (miles)				
Agency Project Num.	Detailed Project Description				L RTP Ref		
	Status	Remarks					

PW000036	Traffic Control Devices			Signalization			Activity /Phase	Funding (in \$000s)						
36	Traffic control devices at various locations including (but not limited to): SW 72 Ave & 42 St (Under design); NW 79 Ave & NW 33 St (Under design); NW 65 Ave & NW 7 St (Design compl)									Proposed		Tentative Three Year Program		
	PUBLIC WORKS													
				5-5										
							PE	297	286	310	395	395		
							CEI	297	286	310	395	395		
							CST	2,375	2,291	2,483	3,159	3,159		

PW000502	Right-of-Way		Right-of-Way acquisition for construction projects			587	Activity /Phase	Funding (in \$000s)						
502	Right-of-Way acquisition for construction projects. Documenting, securing and preserving public rights-of-way.									Proposed		Tentative Three Year Program		
	PUBLIC WORKS									2015 - 2016	2016 - 2017	2017 - 2018	2018 - 2019	2019 - 2020
				5-5			R/W	20	20	20	20	20		

BOND - Capital Asset Acquisition Special Obligation Bonds
B.R. - Repayment of Capital Asset Acquisition Special Obligation Bonds
CIGP - County Incentive Grant Program
L RTP - Subject to Long Range Plan Amendment


PE Preliminary Engineering
CST Construction
CEI Construction Engineering Inspection
COMB Combined Funding in Prior Years

Totals reflect expenditures based on latest budgetary information of anticipated revenues, and may differ from actual amounts received.

MIAMI-DADE METROPOLITAN PLANNING ORGANIZATION
TRANSPORTATION IMPROVEMENT PROGRAM
ROAD IMPACT FEES (RIF)

Road Impact Fee District: **1**

Municipalities: *Doral / South Miami / West Miami / Sweetwater / Virginia Gardens / Miami Springs / Medley / Uninc. Miami-Dade Co.*

MPO Project Num.	Facility/Project Name		Bicycle	Type of Work	Project Cost (\$000s)	Prior Years' Funding (\$000s)	
	From/Location	To/Location	Length (miles)				
Agency Project Num.	Detailed Project Description				L RTP Ref		
	Status	Remarks					

Yearly Totals	29,399	15,503	14,134	14,138	14,138
5 Year TIP Total				87,312	

BOND - Capital Asset Acquisition Special Obligation Bonds
B.R. - Repayment of Capital Asset Acquisition Special Obligation Bonds
CIGP - County Incentive Grant Program
LRTP - Subject to Long Range Plan Amendment


PE Preliminary Engineering
CST Construction
CEI Construction Engineering Inspection
COMB Combined Funding in Prior Years

Totals reflect expenditures based on latest budgetary information of anticipated revenues, and may differ from actual amounts received.

MIAMI-DADE METROPOLITAN PLANNING ORGANIZATION
TRANSPORTATION IMPROVEMENT PROGRAM
ROAD IMPACT FEES (RIF)

Road Impact Fee District: **2**

Municipalities: **Biscayne Park / El Portal / Miami / Miami Shores / North Bay Village / Key Biscayne / Uninc. Miami-Dade County**

MPO Project Num.	Facility/Project Name		Bicycle	Type of Work	Project Cost (\$000s)	Prior Years' Funding (\$000s)	
	From/Location	To/Location	Length (miles)				
Agency Project Num.	Detailed Project Description				L RTP Ref		
	Status	Remarks					

PW000760	NW 20 Street			Resurfacing						Activity /Phase					
	NW 12 Avenue NW 7 Avenue		0.5												
760	Resurfacing. Prior Years' Funding as follows: \$450,000 for CST.				450	450					Funding (in \$000s)				
											Proposed		Tentative Three Year Program		
	Construction completed				NA			2015 - 2016	2016 - 2017	2017 - 2018	2018 - 2019	2019 - 2020			
											0	0	0	0	0

PW000621	Miami Avenue			Roadway improvements	1,034	1,034	Activity /Phase								
	87 Street	105 Street	1.14												
621	Roadway improvements. Prior Years' Funding as follows: \$1,034,000 for CST.							1,034	1,034	Activity /Phase	Funding (in \$000s)				
	PUBLIC WORKS										Proposed		Tentative Three Year Program		
					NA	2015 - 2016	2016 - 2017				2017 - 2018	2018 - 2019	2019 - 2020		
								0	0	0	0	0			

BOND - Capital Asset Acquisition Special Obligation Bonds
B.R. - Repayment of Capital Asset Acquisition Special Obligation Bonds
CIGP - County Incentive Grant Program
L RTP - Subject to Long Range Plan Amendment


PE Preliminary Engineering
CST Construction
CEI Construction Engineering Inspection
COMB Combined Funding in Prior Years

Totals reflect expenditures based on latest budgetary information of anticipated revenues, and may differ from actual amounts received.

**MIAMI-DADE METROPOLITAN PLANNING ORGANIZATION
TRANSPORTATION IMPROVEMENT PROGRAM
ROAD IMPACT FEES (RIF)**

Road Impact Fee District: 2

Municipalities: Biscayne Park / El Portal / Miami / Miami Shores / North Bay Village / Key Biscayne / Uninc. Miami-Dade County

MPO Project Num.	Facility/Project Name		Bicycle	Type of Work	Project Cost (\$000s)	Prior Years' Funding (\$000s)	
	From/Location	To/Location	Length (miles)				
Agency Project Num.	Detailed Project Description				LRTP Ref		
	Status	Remarks					

PW000740	Miami Avenue Bridge over the Miami River	Other	Bridge deck replacement	6,658	5,302	Activity /Phase	Funding (in \$000s)							
740	Bridge deck replacement. Prior Years' Funding as follows: \$5,302,000 for CST.									Proposed		Tentative Three Year Program		
	PUBLIC WORKS									2015 - 2016	2016 - 2017	2017 - 2018	2018 - 2019	2019 - 2020
	Under construction	Additional funding by GOB.					NA				0	0	0	0

PW0000106	South Bayshore Drive		Bike Lane	Roadway improvements, drainage, watermain installation.	8,368	5,000	Activity /Phase								
	Darwin Street	Mercy Way	1.4												
106	Roadway improvements, drainage, watermain installation. Prior Years' Funding as follows: \$5,000,000 for CST.										Funding (in \$000s)				
	PUBLIC WORKS										Proposed		Tentative Three Year Program		
	Under design		PE funded by PTP. Additional funding by WASD. Joint Participation Agreement with City of Miami.					5-5				2015 - 2016	2016 - 2017	2017 - 2018	2018 - 2019
							CST	1,000	0	0	0	0			

BOND - Capital Asset Acquisition Special Obligation Bonds
B.R. - Repayment of Capital Asset Acquisition Special Obligation Bonds
CIGP - County Incentive Grant Program
LRTP - Subject to Long Range Plan Amendment


PE Preliminary Engineering
CST Construction
CEI Construction Engineering Inspection
COMB Combined Funding in Prior Years

Totals reflect expenditures based on latest budgetary information of anticipated revenues, and may differ from actual amounts received.

MIAMI-DADE METROPOLITAN PLANNING ORGANIZATION
TRANSPORTATION IMPROVEMENT PROGRAM
ROAD IMPACT FEES (RIF)

Road Impact Fee District: **2**

Municipalities: **Biscayne Park / El Portal / Miami / Miami Shores / North Bay Village / Key Biscayne / Uninc. Miami-Dade County**

MPO Project Num.	Facility/Project Name		Bicycle	Type of Work	Project Cost (\$000s)	Prior Years' Funding (\$000s)	
	From/Location	To/Location	Length (miles)				
Agency Project Num.	Detailed Project Description				L RTP Ref		
	Status	Remarks					

PW000720	South Miami Avenue Area Study			Study	50	50	Activity /Phase						
	5 Street	15 Road	0.7										
720	South Miami Avenue Area study. Prior Years' Funding as follows: \$50,000 for PE.							NA	Funding (in \$000s)				
	PUBLIC WORKS								Proposed		Tentative Three Year Program		
									2015 - 2016	2016 - 2017	2017 - 2018	2018 - 2019	2019 - 2020
									0	0	0	0	0

PW000743	SW 27 Avenue		Bike Lane	Widening: 2 to 3 lanes									
	Bayshore Drive	US-1	1										
743	Widen 2 to 3 lanes. Prior Years' Funding as follows: \$40,000 for PE.				6,625	40	Activity /Phase	Funding (in \$000s)					
	PUBLIC WORKS							Proposed		Tentative Three Year Program			
	Under construction		Additional funding by PTP District 7.					NA	2015 - 2016	2016 - 2017	2017 - 2018	2018 - 2019	2019 - 2020
								0	0	0	0	0	

BOND - Capital Asset Acquisition Special Obligation Bonds
B.R. - Repayment of Capital Asset Acquisition Special Obligation Bonds
CIGP - County Incentive Grant Program
L RTP - Subject to Long Range Plan Amendment


PE Preliminary Engineering
CST Construction
CEI Construction Engineering Inspection
COMB Combined Funding in Prior Years

Totals reflect expenditures based on latest budgetary information of anticipated revenues, and may differ from actual amounts received.

MIAMI-DADE METROPOLITAN PLANNING ORGANIZATION
TRANSPORTATION IMPROVEMENT PROGRAM
ROAD IMPACT FEES (RIF)

Road Impact Fee District: **2**

Municipalities: **Biscayne Park / El Portal / Miami / Miami Shores / North Bay Village / Key Biscayne / Uninc. Miami-Dade County**

MPO Project Num.	Facility/Project Name		Bicycle	Type of Work	Project Cost (\$000s)	Prior Years' Funding (\$000s)	
	From/Location	To/Location	Length (miles)				
Agency Project Num.	Detailed Project Description				LRTP Ref		
	Status	Remarks					

PW000786	Tamiami Canal Bridge Replacement	Other	Bridge replacement (#874135)	38,407	4,865	Activity /Phase					
786	Bridge replacement. Prior Years' Funding as follows: \$4,865,000 for CST.						Funding (in \$000s)				
							Proposed		Tentative Three Year Program		
	Design complete	Additional funding by FDOT and GOB.					5-5	2015 - 2016	2016 - 2017	2017 - 2018	2018 - 2019
					CST	4,000	1,000	0	0	0	

PW000761	NW 30 Avenue and NW 11 Street			Intersection improvement	131	131	Activity /Phase								
761	Intersection improvement. Prior Years' Funding as follows: \$20,000 for PE, \$111,000 for CST.										Funding (in \$000s)				
											Proposed		Tentative Three Year Program		
	Under design				NA				2015 - 2016	2016 - 2017	2017 - 2018	2018 - 2019	2019 - 2020		
									0	0	0	0	0		

BOND - Capital Asset Acquisition Special Obligation Bonds
B.R. - Repayment of Capital Asset Acquisition Special Obligation Bonds
CIGP - County Incentive Grant Program
LRTP - Subject to Long Range Plan Amendment


PE Preliminary Engineering
CST Construction
CEI Construction Engineering Inspection
COMB Combined Funding in Prior Years

Totals reflect expenditures based on latest budgetary information of anticipated revenues, and may differ from actual amounts received.

MIAMI-DADE METROPOLITAN PLANNING ORGANIZATION
TRANSPORTATION IMPROVEMENT PROGRAM
ROAD IMPACT FEES (RIF)

Road Impact Fee District: **2**

Municipalities: **Biscayne Park / El Portal / Miami / Miami Shores / North Bay Village / Key Biscayne / Uninc. Miami-Dade County**

MPO Project Num.	Facility/Project Name		Bicycle	Type of Work	Project Cost (\$000s)	Prior Years' Funding (\$000s)	
	From/Location	To/Location	Length (miles)				
Agency Project Num.	Detailed Project Description				L RTP Ref		
	Status	Remarks					

PW000762	South Miami Avenue and South 10 Street			Traffic signal	177	177	Activity /Phase	Funding (in \$000s)				
762	Traffic signal. Prior Years' Funding as follows: \$27,000 for PE, \$150,000 for CST.							Funding (in \$000s)				
	Under design			NA				Proposed		Tentative Three Year Program		
								2015 - 2016	2016 - 2017	2017 - 2018	2018 - 2019	2019 - 2020
								0	0	0	0	0

PW000763	NE 10 Avenue North of NE 79 Street			Bridge replacement (#874178)	1,703	218	Activity /Phase	Funding (in \$000s)				
763	Bridge replacement. Prior Years' Funding as follows: \$218,000 for PE.							Funding (in \$000s)				
				5-5				Proposed		Tentative Three Year Program		
								2015 - 2016	2016 - 2017	2017 - 2018	2018 - 2019	2019 - 2020
								1,485	0	0	0	0

BOND - Capital Asset Acquisition Special Obligation Bonds
B.R. - Repayment of Capital Asset Acquisition Special Obligation Bonds
CIGP - County Incentive Grant Program
L RTP - Subject to Long Range Plan Amendment


PE Preliminary Engineering
CST Construction
CEI Construction Engineering Inspection
COMB Combined Funding in Prior Years

Totals reflect expenditures based on latest budgetary information of anticipated revenues, and may differ from actual amounts received.

MIAMI-DADE METROPOLITAN PLANNING ORGANIZATION
TRANSPORTATION IMPROVEMENT PROGRAM
ROAD IMPACT FEES (RIF)

Road Impact Fee District: **2**

Municipalities: **Biscayne Park / El Portal / Miami / Miami Shores / North Bay Village / Key Biscayne / Uninc. Miami-Dade County**

MPO Project Num.	Facility/Project Name		Bicycle	Type of Work	Project Cost (\$000s)	Prior Years' Funding (\$000s)	
	From/Location	To/Location	Length (miles)				
Agency Project Num.	Detailed Project Description				L RTP Ref		
	Status	Remarks					

PW000790	NE 10 Avenue and NE 79 Street			Intersection improvement	151	151	Activity /Phase	Funding (in \$000s)				
790	Intersection improvement. Prior Years' Funding as follows: \$23,000 for PE, \$128,000 for CST.							Proposed		Tentative Three Year Program		
	Under design			NA				2015 - 2016	2016 - 2017	2017 - 2018	2018 - 2019	2019 - 2020
								0	0	0	0	0

PW000865	Palmer Lake Bridge		Bridge replacement (#874134)		3,287		Activity /Phase	Funding (in \$000s)							
000865	Bridge replacement										Proposed		Tentative Three Year Program		
				5-5							2015 - 2016	2016 - 2017	2017 - 2018	2018 - 2019	2019 - 2020
							PE	0	435	0	0	0			
							CST	0	2,852	0	0	0			

BOND - Capital Asset Acquisition Special Obligation Bonds
B.R. - Repayment of Capital Asset Acquisition Special Obligation Bonds
CIGP - County Incentive Grant Program
L RTP - Subject to Long Range Plan Amendment


PE Preliminary Engineering
CST Construction
CEI Construction Engineering Inspection
COMB Combined Funding in Prior Years

Totals reflect expenditures based on latest budgetary information of anticipated revenues, and may differ from actual amounts received.

MIAMI-DADE METROPOLITAN PLANNING ORGANIZATION
TRANSPORTATION IMPROVEMENT PROGRAM
ROAD IMPACT FEES (RIF)

Road Impact Fee District: **2**

Municipalities: **Biscayne Park / El Portal / Miami / Miami Shores / North Bay Village / Key Biscayne / Uninc. Miami-Dade County**

MPO Project Num.	Facility/Project Name		Bicycle	Type of Work	Project Cost (\$000s)	Prior Years' Funding (\$000s)	
	From/Location	To/Location	Length (miles)				
Agency Project Num.	Detailed Project Description				L RTP Ref		
	Status	Remarks					

PW000866	W 17 Avenue			Resurfacing	232	232	Activity /Phase	Funding (in \$000s)				
	Flagler Street	NW 3 Street	0.22									
000866	Resurfacing. Prior Years' Funding as follows: \$232,000 for CST.			NA								
									0	0	0	0

PW000868	NW 20 Street			Resurfacing	315	315	Activity /Phase	Funding (in \$000s)					
	NW 22 Avenue	NW 17 Avenue	0.5										
000868	Resurfacing. Prior Years' Funding as follows: \$315,000 for CST.												NA
	Construction completed			2015 - 2016				2016 - 2017	2017 - 2018	2018 - 2019	2019 - 2020		
								0	0	0	0	0	

BOND - Capital Asset Acquisition Special Obligation Bonds
B.R. - Repayment of Capital Asset Acquisition Special Obligation Bonds
CIGP - County Incentive Grant Program
L RTP - Subject to Long Range Plan Amendment


PE Preliminary Engineering
CST Construction
CEI Construction Engineering Inspection
COMB Combined Funding in Prior Years

Totals reflect expenditures based on latest budgetary information of anticipated revenues, and may differ from actual amounts received.

MIAMI-DADE METROPOLITAN PLANNING ORGANIZATION
TRANSPORTATION IMPROVEMENT PROGRAM
ROAD IMPACT FEES (RIF)

Road Impact Fee District: **2**

Municipalities: **Biscayne Park / El Portal / Miami / Miami Shores / North Bay Village / Key Biscayne / Uninc. Miami-Dade County**

MPO Project Num.	Facility/Project Name		Bicycle	Type of Work	Project Cost (\$000s)	Prior Years' Funding (\$000s)						
	From/Location	To/Location	Length (miles)									
Agency Project Num.	Detailed Project Description				LRTP Ref							
	Status	Remarks										
PW000869	NW 22 Avenue			Resurfacing	600	600	Activity /Phase	Funding (in \$000s)				
	NW 20 Street	NW 36 Street	1									
000869	Resurfacing. Prior Years' Funding as follows: \$600,000 for CST.			NA								
	Under construction											
									0	0	0	0
PW000870	NW South River Drive			Widen to 3 lanes	585	585	Activity /Phase	Funding (in \$000s)				
	NW 31 Street	Tamiami Swing Bridge	1.1									
000870	Widen to 3 lanes. Prior Years' Funding as follows: \$585,000 for PE. Construction unfunded.			NA								
		Subject to LRTP Amendment										
									0	0	0	0

BOND - Capital Asset Acquisition Special Obligation Bonds
B.R. - Repayment of Capital Asset Acquisition Special Obligation Bonds
CIGP - County Incentive Grant Program
LRTP - Subject to Long Range Plan Amendment


PE Preliminary Engineering
CST Construction
CEI Construction Engineering Inspection
COMB Combined Funding in Prior Years

Totals reflect expenditures based on latest budgetary information of anticipated revenues, and may differ from actual amounts received.

**MIAMI-DADE METROPOLITAN PLANNING ORGANIZATION
TRANSPORTATION IMPROVEMENT PROGRAM
ROAD IMPACT FEES (RIF)**

Road Impact Fee District: 2

Municipalities: Biscayne Park / El Portal / Miami / Miami Shores / North Bay Village / Key Biscayne / Uninc. Miami-Dade County

MPO Project Num.	Facility/Project Name		Bicycle	Type of Work	Project Cost (\$000s)	Prior Years' Funding (\$000s)	
	From/Location	To/Location	Length (miles)				
Agency Project Num.	Detailed Project Description				L RTP Ref		
	Status	Remarks					

PW000901	FEC Port Lead Reconnection Pre-emption Circuit			FEC Port Lead Reconnection Pre-emption Circuit	71	71	Activity /Phase	Funding (in \$000s)				
000901								Proposed		Tentative Three Year Program		
								2015 - 2016	2016 - 2017	2017 - 2018	2018 - 2019	2019 - 2020
				NA				0	0	0	0	0

PW000902	NW 22 Avenue			Resurfacing	732	732	Activity /Phase	Funding (in \$000s)				
000902	From NW 7 Street	To NW 20 Street	1.0					Proposed		Tentative Three Year Program		
								2015 - 2016	2016 - 2017	2017 - 2018	2018 - 2019	2019 - 2020
				NA				0	0	0	0	0

BOND - Capital Asset Acquisition Special Obligation Bonds
B.R. - Repayment of Capital Asset Acquisition Special Obligation Bonds
CIGP - County Incentive Grant Program
L RTP - Subject to Long Range Plan Amendment


PE Preliminary Engineering
CST Construction
CEI Construction Engineering Inspection
COMB Combined Funding in Prior Years

Totals reflect expenditures based on latest budgetary information of anticipated revenues, and may differ from actual amounts received.

MIAMI-DADE METROPOLITAN PLANNING ORGANIZATION
TRANSPORTATION IMPROVEMENT PROGRAM
ROAD IMPACT FEES (RIF)

Road Impact Fee District: 2

Municipalities: *Biscayne Park / El Portal / Miami / Miami Shores / North Bay Village / Key Biscayne / Uninc. Miami-Dade County*

MPO Project Num.	Facility/Project Name		Bicycle	Type of Work	Project Cost (\$000s)	Prior Years' Funding (\$000s)	
	From/Location	To/Location	Length (miles)				
Agency Project Num.	Detailed Project Description				L RTP Ref		
	Status	Remarks					

PW000871	Mast Arm Upgrades		Mast arm upgrades			Activity /Phase	Funding (in \$000s)				
000871	Mast arm upgrades						5-5				
						PE/CST	1,062	1,062	1,062	1,062	1,062

PW000872	ATMS		ATMS			Activity /Phase	Funding (in \$000s)							
000872	ATMS						5-5			Proposed		Tentative Three Year Program		
										2015 - 2016	2016 - 2017	2017 - 2018	2018 - 2019	2019 - 2020
						PE/CST	500	500	500	500	500			

BOND - Capital Asset Acquisition Special Obligation Bonds
B.R. - Repayment of Capital Asset Acquisition Special Obligation Bonds
CIGP - County Incentive Grant Program
LRTP - Subject to Long Range Plan Amendment


PE	Preliminary Engineering
CST	Construction
CEI	Construction Engineering Inspection
COMB	Combined Funding in Prior Years

Totals reflect expenditures based on latest budgetary information of anticipated revenues, and may differ from actual amounts received.

MIAMI-DADE METROPOLITAN PLANNING ORGANIZATION
TRANSPORTATION IMPROVEMENT PROGRAM
ROAD IMPACT FEES (RIF)

Road Impact Fee District: 2

Municipalities: *Biscayne Park / El Portal / Miami / Miami Shores / North Bay Village / Key Biscayne / Uninc. Miami-Dade County*

MPO Project Num.	Facility/Project Name		Bicycle	Type of Work	Project Cost (\$000s)	Prior Years' Funding (\$000s)	
	From/Location	To/Location	Length (miles)				
Agency Project Num.	Detailed Project Description						
	Status	Remarks		L RTP Ref			

PW000039	Engineering Administration		Administration										
39	Engineering administration					Activity /Phase	Funding (in \$000s)						
	PUBLIC WORKS						Proposed		Tentative Three Year Program				
			5-5				2015 - 2016	2016 - 2017	2017 - 2018	2018 - 2019	2019 - 2020		
							613	498	455	455	455		

[illegible]

BOND	- Capital Asset Acquisition Special Obligation Bonds
B.R.	- Repayment of Capital Asset Acquisition Special Obligation Bonds
CIGP	- County Incentive Grant Program
L RTP	- Subject to Long Range Plan Amendment


PE	Preliminary Engineering
CST	Construction
CEI	Construction Engineering Inspection
COMB	Combined Funding in Prior Years

Totals reflect expenditures based on latest budgetary information of anticipated revenues, and may differ from actual amounts received.

MIAMI-DADE METROPOLITAN PLANNING ORGANIZATION
TRANSPORTATION IMPROVEMENT PROGRAM
ROAD IMPACT FEES (RIF)

Road Impact Fee District: **2**

Municipalities: **Biscayne Park / El Portal / Miami / Miami Shores / North Bay Village / Key Biscayne / Uninc. Miami-Dade County**

MPO Project Num.	Facility/Project Name		Bicycle	Type of Work	Project Cost (\$000s)	Prior Years' Funding (\$000s)	
	From/Location	To/Location	Length (miles)				
Agency Project Num.	Detailed Project Description				LRTP Ref		
	Status	Remarks					

PW000041	T.O.P.I.C.S.			Intersection improvements: T.O.P.I.C.S.												
41	Intersection improvements at various locations including (but not limited to): NW 2 Ave & NW 103 St (Design compl)							Activity /Phase	Funding (in \$000s)							
	PUBLIC WORKS								Proposed		Tentative Three Year Program					
				5-5					2015 - 2016	2016 - 2017	2017 - 2018	2018 - 2019	2019 - 2020			
							PE	46	46	162	162	162				
							CEI	46	46	162	162	162				
							CST	365	369	1,294	1,294	1,294				

PW000042	Traffic Control Devices			Signalization			Activity /Phase							
42	Traffic control devices at various locations including (but not limited to): NW 22 Ave & NW 50 St (Under design); NW 29 Ave & NW 11 St; NW 29 Ave & NW 14 St; NW 34 Ave & NW 11 St										Funding (in \$000s)			
	PUBLIC WORKS										Proposed		Tentative Three Year Program	
				5-5							2015 - 2016	2016 - 2017	2017 - 2018	2018 - 2019
							PE	46	46	162	162	162		
							CEI	46	46	162	162	162		
							CST	365	369	1,293	1,293	1,293		

BOND - Capital Asset Acquisition Special Obligation Bonds
B.R. - Repayment of Capital Asset Acquisition Special Obligation Bonds
CIGP - County Incentive Grant Program
LRTP - Subject to Long Range Plan Amendment


PE Preliminary Engineering
CST Construction
CEI Construction Engineering Inspection
COMB Combined Funding in Prior Years

Totals reflect expenditures based on latest budgetary information of anticipated revenues, and may differ from actual amounts received.

MIAMI-DADE METROPOLITAN PLANNING ORGANIZATION
TRANSPORTATION IMPROVEMENT PROGRAM
ROAD IMPACT FEES (RIF)

Road Impact Fee District: **2**

Municipalities: **Biscayne Park / El Portal / Miami / Miami Shores / North Bay Village / Key Biscayne / Uninc. Miami-Dade County**

MPO Project Num.	Facility/Project Name		Bicycle	Type of Work	Project Cost (\$000s)	Prior Years' Funding (\$000s)	
	From/Location	To/Location	Length (miles)				
Agency Project Num.	Detailed Project Description				L RTP Ref		
	Status	Remarks					

PW000504	Right-of-Way		Right-of-Way acquisition for construction projects					Activity /Phase								
504	Right-of-Way acquisition for construction projects. Documenting, securing and preserving public rights-of-way.											Funding (in \$000s)				
	PUBLIC WORKS											Proposed		Tentative Three Year Program		
			5-5		2015 - 2016	2016 - 2017	2017 - 2018	2018 - 2019				2019 - 2020				
							R/W	20	20	20	20	20				

Yearly Totals	12,250	9,950	9,090	9,090	9,090
5 Year TIP Total					49,470

BOND - Capital Asset Acquisition Special Obligation Bonds
B.R. - Repayment of Capital Asset Acquisition Special Obligation Bonds
CIGP - County Incentive Grant Program
L RTP - Subject to Long Range Plan Amendment


PE Preliminary Engineering
CST Construction
CEI Construction Engineering Inspection
COMB Combined Funding in Prior Years

Totals reflect expenditures based on latest budgetary information of anticipated revenues, and may differ from actual amounts received.

MIAMI-DADE METROPOLITAN PLANNING ORGANIZATION
TRANSPORTATION IMPROVEMENT PROGRAM
ROAD IMPACT FEES (RIF)

Road Impact Fee District: **3**

Municipalities: *Aventura / Bal Harbour / Bay Harbor Islands / Golden Beach / Hialeah / Indian Creek / Miami Lakes / Opa-Locka / Miami Gardens / North Miami / North Miami Beach / Sunny Isles Beach / Surfside / Uninc. Miami-Dade County*

MPO Project Num.	Facility/Project Name		Bicycle	Type of Work	Project Cost (\$000s)	Prior Years' Funding (\$000s)	
	From/Location	To/Location	Length (miles)				
Agency Project Num.	Detailed Project Description				L RTP Ref		
	Status	Remarks					

PW000733	NE 16 Avenue near NE 131 Street Railroad Crossing		Resurfacing, sidewalk	224	224	Activity /Phase	Funding (in \$000s)							
733	Resurfacing, sidewalk. Prior Years' Funding as follows: \$10,000 for PE, \$214,000 for CST.									Proposed		Tentative Three Year Program		
	PUBLIC WORKS									2015 - 2016	2016 - 2017	2017 - 2018	2018 - 2019	2019 - 2020
	Under design						NA							
							0	0	0	0	0			

PW000903	NE 151 Street		Bike Lane	Widen to 6 lanes	7,007	523	Activity /Phase								
	from Biscayne Boulevard to Bay Vista Boulevard		0.8												
000903	Widen to 6 lanes. Prior Years' Funding as follows: \$523,000 for PE.										Funding (in \$000s)				
	PUBLIC WORKS										Proposed		Tentative Three Year Program		
			Subject to LRTP Amendment					NA				2015 - 2016	2016 - 2017	2017 - 2018	2018 - 2019
									CST	3,684	1,400	1,400	0	0	

BOND - Capital Asset Acquisition Special Obligation Bonds
B.R. - Repayment of Capital Asset Acquisition Special Obligation Bonds
CIGP - County Incentive Grant Program
LRTP - Subject to Long Range Plan Amendment


PE Preliminary Engineering
CST Construction
CEI Construction Engineering Inspection
COMB Combined Funding in Prior Years

Totals reflect expenditures based on latest budgetary information of anticipated revenues, and may differ from actual amounts received.

**MIAMI-DADE METROPOLITAN PLANNING ORGANIZATION
TRANSPORTATION IMPROVEMENT PROGRAM
ROAD IMPACT FEES (RIF)**

Road Impact Fee District: 3

Municipalities: Aventura / Bal Harbour / Bay Harbor Islands / Golden Beach / Hialeah / Indian Creek / Miami Lakes / Opa-Locka / Miami Gardens / North Miami / North Miami Beach / Sunny Isles Beach / Surfside / Uninc. Miami-Dade County

MPO Project Num.	Facility/Project Name		Bicycle	Type of Work	Project Cost (\$000s)	Prior Years' Funding (\$000s)	
	From/Location	To/Location	Length (miles)				
Agency Project Num.	Detailed Project Description				L RTP Ref		
	Status	Remarks					

PW000747	NE 16 Avenue		Bike Lane	Widen to 3 lanes	3,363	3,363	Activity /Phase								
	NE 123 Street	NE 135 Street	0.75												
747	Widen to 3 lanes. Prior Years' Funding as follows: \$418,000 for PE, \$2,945,000 for CST.							3,363	3,363	Activity /Phase	Funding (in \$000s)				
	PUBLIC WORKS										Proposed		Tentative Three Year Program		
	Under design			NA	2015 - 2016	2016 - 2017	2017 - 2018				2018 - 2019	2019 - 2020			
								0	0	0	0	0			

PW0000110	NW 97 Avenue		Wide Curb Lane	New 4 lanes	3,630	3,630	Activity /Phase								
	NW 138 Street	NW 154 Street	1												
110	New 4 lanes. Prior Years' Funding as follows: \$3,630,000 for CST.										Funding (in \$000s)				
	PUBLIC WORKS										Proposed		Tentative Three Year Program		
	Under construction		Joint Participation Agreement with City of Hialeah for CST.		NA				2015 - 2016	2016 - 2017	2017 - 2018	2018 - 2019	2019 - 2020		
									0	0	0	0	0		

BOND - Capital Asset Acquisition Special Obligation Bonds
B.R. - Repayment of Capital Asset Acquisition Special Obligation Bonds
CIGP - County Incentive Grant Program
L RTP - Subject to Long Range Plan Amendment


PE Preliminary Engineering
CST Construction
CEI Construction Engineering Inspection
COMB Combined Funding in Prior Years

Totals reflect expenditures based on latest budgetary information of anticipated revenues, and may differ from actual amounts received.

**MIAMI-DADE METROPOLITAN PLANNING ORGANIZATION
TRANSPORTATION IMPROVEMENT PROGRAM
ROAD IMPACT FEES (RIF)**

Road Impact Fee District: 3

Municipalities: *Aventura / Bal Harbour / Bay Harbor Islands / Golden Beach / Hialeah / Indian Creek / Miami Lakes / Opa-Locka / Miami Gardens / North Miami / North Miami Beach / Sunny Isles Beach / Surfside / Uninc. Miami-Dade County*

MPO Project Num.	Facility/Project Name		Bicycle	Type of Work	Project Cost (\$000s)	Prior Years' Funding (\$000s)	
	From/Location	To/Location	Length (miles)				
Agency Project Num.	Detailed Project Description				L RTP Ref		
	Status	Remarks					

PW000764	West Dixie Highway		Other	Widening: to 4 lanes	9,517	917	Activity /Phase	Funding (in \$000s)						
	NE 163 Street	NE 173 Street	0.75											
764	Widen to 4 lanes. Prior Years' Funding as follows: \$917,000 for PE.									Proposed		Tentative Three Year Program		
				6-20						2015 - 2016	2016 - 2017	2017 - 2018	2018 - 2019	2019 - 2020
						CST	3,000	3,000	2,600	0	0			

PW000765	North Miami Avenue North of NW 143 Street			Bridge replacement (#874035)	3,184	3,184	Activity /Phase	Funding (in \$000s)						
765	Bride replacement. Prior Years' Funding as follows: \$400,000 for PE, \$2,784,000 for CST.									Proposed		Tentative Three Year Program		
				NA						2015 - 2016	2016 - 2017	2017 - 2018	2018 - 2019	2019 - 2020
								0	0	0	0	0		

BOND - Capital Asset Acquisition Special Obligation Bonds
B.R. - Repayment of Capital Asset Acquisition Special Obligation Bonds
CIGP - County Incentive Grant Program
L RTP - Subject to Long Range Plan Amendment


PE Preliminary Engineering
CST Construction
CEI Construction Engineering Inspection
COMB Combined Funding in Prior Years

Totals reflect expenditures based on latest budgetary information of anticipated revenues, and may differ from actual amounts received.

MIAMI-DADE METROPOLITAN PLANNING ORGANIZATION
TRANSPORTATION IMPROVEMENT PROGRAM
ROAD IMPACT FEES (RIF)

Road Impact Fee District: **3**

Municipalities: *Aventura / Bal Harbour / Bay Harbor Islands / Golden Beach / Hialeah / Indian Creek / Miami Lakes / Opa-Locka / Miami Gardens / North Miami / North Miami Beach / Sunny Isles Beach / Surfside / Uninc. Miami-Dade County*

MPO Project Num.	Facility/Project Name		Bicycle	Type of Work	Project Cost (\$000s)	Prior Years' Funding (\$000s)	
	From/Location	To/Location	Length (miles)				
Agency Project Num.	Detailed Project Description				L RTP Ref		
	Status	Remarks					

PW000766	NW 32 Avenue North of NW 151 Street		Bridge replacement (#874032)	3,099	1,750	Activity /Phase								
766	Bridge replacement. Prior Years' Funding as follows: \$400,000 for PE, \$1,350,000 for CST.									Funding (in \$000s)				
										Proposed		Tentative Three Year Program		
							5-5				2015 - 2016	2016 - 2017	2017 - 2018	2018 - 2019
						CST	1,349	0	0	0	0			

PW000767	W Dixie Highway North of NW 163 Street		Bridge replacement (#874071)	2,979	365	Activity /Phase	Funding (in \$000s)							
767	Bridge replacement. Prior Years' Funding as follows: \$365,000 for PE.									Proposed		Tentative Three Year Program		
			5-5							2015 - 2016	2016 - 2017	2017 - 2018	2018 - 2019	2019 - 2020
						CST	2,614	0	0	0	0			

BOND - Capital Asset Acquisition Special Obligation Bonds
B.R. - Repayment of Capital Asset Acquisition Special Obligation Bonds
CIGP - County Incentive Grant Program
L RTP - Subject to Long Range Plan Amendment


PE Preliminary Engineering
CST Construction
CEI Construction Engineering Inspection
COMB Combined Funding in Prior Years

Totals reflect expenditures based on latest budgetary information of anticipated revenues, and may differ from actual amounts received.

MIAMI-DADE METROPOLITAN PLANNING ORGANIZATION
TRANSPORTATION IMPROVEMENT PROGRAM
ROAD IMPACT FEES (RIF)

Road Impact Fee District: **3**

Municipalities: *Aventura / Bal Harbour / Bay Harbor Islands / Golden Beach / Hialeah / Indian Creek / Miami Lakes / Opa-Locka / Miami Gardens / North Miami / North Miami Beach / Sunny Isles Beach / Surfside / Uninc. Miami-Dade County*

MPO Project Num.	Facility/Project Name		Bicycle	Type of Work	Project Cost (\$000s)	Prior Years' Funding (\$000s)	
	From/Location	To/Location	Length (miles)				
Agency Project Num.	Detailed Project Description				L RTP Ref		
	Status	Remarks					

PW000808	NW 191 Street West of NW 37 Avenue			Bridge replacement (#874017)	2,352	2,352	Activity /Phase	Funding (in \$000s)				
000808	Bridge replacement. Prior Years' Funding as follows: \$300,000 for PE, \$2,052,000 for CST.							Proposed		Tentative Three Year Program		
				NA				2015 - 2016	2016 - 2017	2017 - 2018	2018 - 2019	2019 - 2020
								0	0	0	0	0

PW000809	NW 173 Street			Resurfacing	95	95	Activity /Phase	Funding (in \$000s)				
000809	NW 47 Avenue	NW 52 Avenue	0.5					Proposed		Tentative Three Year Program		
	Resurfacing. Prior Years' Funding as follows: \$94,794 for CST.							2015 - 2016	2016 - 2017	2017 - 2018	2018 - 2019	2019 - 2020
	Construction completed			NA				0	0	0	0	0

BOND - Capital Asset Acquisition Special Obligation Bonds
B.R. - Repayment of Capital Asset Acquisition Special Obligation Bonds
CIGP - County Incentive Grant Program
L RTP - Subject to Long Range Plan Amendment


PE Preliminary Engineering
CST Construction
CEI Construction Engineering Inspection
COMB Combined Funding in Prior Years

Totals reflect expenditures based on latest budgetary information of anticipated revenues, and may differ from actual amounts received.

MIAMI-DADE METROPOLITAN PLANNING ORGANIZATION
TRANSPORTATION IMPROVEMENT PROGRAM
ROAD IMPACT FEES (RIF)

Road Impact Fee District: **3**

Municipalities: *Aventura / Bal Harbour / Bay Harbor Islands / Golden Beach / Hialeah / Indian Creek / Miami Lakes / Opa-Locka / Miami Gardens / North Miami / North Miami Beach / Sunny Isles Beach / Surfside / Uninc. Miami-Dade County*

MPO Project Num.	Facility/Project Name		Bicycle	Type of Work	Project Cost (\$000s)	Prior Years' Funding (\$000s)	
	From/Location	To/Location	Length (miles)				
Agency Project Num.	Detailed Project Description				L RTP Ref		
	Status	Remarks					

PW000810	NW 173 Drive			Resurfacing	142	142	Activity /Phase	Funding (in \$000s)					
	NW 52 Avenue	NW 57 Avenue	0.5										
000810	Resurfacing. Prior Years' Funding as follows: \$141,570 for CST.				142	142	Activity /Phase	Proposed		Tentative Three Year Program			
	Construction completed							NA	2015 - 2016	2016 - 2017	2017 - 2018	2018 - 2019	2019 - 2020
									0	0	0	0	0

PW000811	NW 37 Avenue			Resurfacing	495	495	Activity /Phase								
	NW 199 Street	NW 213 Terrace	1.1												
000811	Resurfacing. Prior Years' Funding as follows: \$494,790 for CST.							495	495	Activity /Phase	Funding (in \$000s)				
											Proposed		Tentative Three Year Program		
											2015 - 2016	2016 - 2017	2017 - 2018	2018 - 2019	2019 - 2020
	Under construction			NA							0	0	0	0	0

BOND - Capital Asset Acquisition Special Obligation Bonds
B.R. - Repayment of Capital Asset Acquisition Special Obligation Bonds
CIGP - County Incentive Grant Program
L RTP - Subject to Long Range Plan Amendment


PE Preliminary Engineering
CST Construction
CEI Construction Engineering Inspection
COMB Combined Funding in Prior Years

Totals reflect expenditures based on latest budgetary information of anticipated revenues, and may differ from actual amounts received.

MIAMI-DADE METROPOLITAN PLANNING ORGANIZATION
TRANSPORTATION IMPROVEMENT PROGRAM
ROAD IMPACT FEES (RIF)

Road Impact Fee District: **3**

Municipalities: *Aventura / Bal Harbour / Bay Harbor Islands / Golden Beach / Hialeah / Indian Creek / Miami Lakes / Opa-Locka / Miami Gardens / North Miami / North Miami Beach / Sunny Isles Beach / Surfside / Uninc. Miami-Dade County*

MPO Project Num.	Facility/Project Name		Bicycle	Type of Work	Project Cost (\$000s)	Prior Years' Funding (\$000s)	
	From/Location	To/Location	Length (miles)				
Agency Project Num.	Detailed Project Description				L RTP Ref		
	Status	Remarks					

PW000812	NW 199 Street			Resurfacing	218	218	Activity /Phase	Funding (in \$000s)				
	NW 2 Avenue	NE 2 Avenue	0.5									
000812	Resurfacing. Prior Years' Funding as follows: \$217,182 for CST.				218	218	Activity /Phase	Proposed		Tentative Three Year Program		
	Construction completed			NA				2015 - 2016	2016 - 2017	2017 - 2018	2018 - 2019	2019 - 2020
								0	0	0	0	0

PW000813	NE 167 Street			Resurfacing	284	284	Activity /Phase	Funding (in \$000s)				
	NE 10 Avenue	NE 15 Avenue	0.6									
000813	Resurfacing. Prior Years' Funding as follows: \$283,100 for CST.				284	284	Activity /Phase	Proposed		Tentative Three Year Program		
	Construction completed			NA				2015 - 2016	2016 - 2017	2017 - 2018	2018 - 2019	2019 - 2020
								0	0	0	0	0

BOND - Capital Asset Acquisition Special Obligation Bonds
B.R. - Repayment of Capital Asset Acquisition Special Obligation Bonds
CIGP - County Incentive Grant Program
L RTP - Subject to Long Range Plan Amendment


PE Preliminary Engineering
CST Construction
CEI Construction Engineering Inspection
COMB Combined Funding in Prior Years

Totals reflect expenditures based on latest budgetary information of anticipated revenues, and may differ from actual amounts received.

MIAMI-DADE METROPOLITAN PLANNING ORGANIZATION
TRANSPORTATION IMPROVEMENT PROGRAM
ROAD IMPACT FEES (RIF)

Road Impact Fee District: **3**

Municipalities: *Aventura / Bal Harbour / Bay Harbor Islands / Golden Beach / Hialeah / Indian Creek / Miami Lakes / Opa-Locka / Miami Gardens / North Miami / North Miami Beach / Sunny Isles Beach / Surfside / Uninc. Miami-Dade County*

MPO Project Num.	Facility/Project Name		Bicycle	Type of Work	Project Cost (\$000s)	Prior Years' Funding (\$000s)	
	From/Location	To/Location	Length (miles)				
Agency Project Num.	Detailed Project Description				L RTP Ref		
	Status	Remarks					

PW000814	NE 151 Street			Study	60	60	Activity /Phase							
	Biscayne Boulevard	Bay Vista Boulevard	0.7											
000814	Study. Prior Years' Funding as follows: \$60,000 for PE.									Funding (in \$000s)				
										Proposed		Tentative Three Year Program		
				NA							2015 - 2016	2016 - 2017	2017 - 2018	2018 - 2019
										0	0	0	0	0

PW000815	W Dixie Highway and NE 172 Street		Intersection improvement	11	11	Activity /Phase								
000815	Intersection improvement. Prior Years' Funding as follows: \$11,000 for CST.						11	11	Activity /Phase	Funding (in \$000s)				
										Proposed		Tentative Three Year Program		
										2015 - 2016	2016 - 2017	2017 - 2018	2018 - 2019	2019 - 2020
	Design completed		NA							0	0	0	0	0

BOND - Capital Asset Acquisition Special Obligation Bonds
B.R. - Repayment of Capital Asset Acquisition Special Obligation Bonds
CIGP - County Incentive Grant Program
L RTP - Subject to Long Range Plan Amendment


PE Preliminary Engineering
CST Construction
CEI Construction Engineering Inspection
COMB Combined Funding in Prior Years

Totals reflect expenditures based on latest budgetary information of anticipated revenues, and may differ from actual amounts received.

MIAMI-DADE METROPOLITAN PLANNING ORGANIZATION
TRANSPORTATION IMPROVEMENT PROGRAM
ROAD IMPACT FEES (RIF)

Road Impact Fee District: **3**

Municipalities: *Aventura / Bal Harbour / Bay Harbor Islands / Golden Beach / Hialeah / Indian Creek / Miami Lakes / Opa-Locka / Miami Gardens / North Miami / North Miami Beach / Sunny Isles Beach / Surfside / Uninc. Miami-Dade County*

MPO Project Num.	Facility/Project Name		Bicycle	Type of Work	Project Cost (\$000s)	Prior Years' Funding (\$000s)	
	From/Location	To/Location	Length (miles)				
Agency Project Num.	Detailed Project Description				L RTP Ref		
	Status	Remarks					

PW000816	NW 67 Avenue and NW 169 Street			Intersection improvement	284	284	Activity /Phase						
000816	Intersection improvement. Prior Years' Funding as follows: \$43,000 for PE, \$241,000 for CST.							NA	Funding (in \$000s)				
									Proposed		Tentative Three Year Program		
	Under design					2015 - 2016	2016 - 2017	2017 - 2018	2018 - 2019	2019 - 2020			
							0	0	0	0	0		

PW000817	NW 32 Avenue and NW 157 Street		Intersection improvement		85	85	Activity /Phase	Funding (in \$000s)				
000817	Intersection improvement. Prior Years' Funding as follows: \$13,000 for PE, \$72,000 for CST.											
	Under design			NA				2015 - 2016	2016 - 2017	2017 - 2018	2018 - 2019	2019 - 2020
							0	0	0	0	0	

BOND - Capital Asset Acquisition Special Obligation Bonds
B.R. - Repayment of Capital Asset Acquisition Special Obligation Bonds
CIGP - County Incentive Grant Program
L RTP - Subject to Long Range Plan Amendment


PE Preliminary Engineering
CST Construction
CEI Construction Engineering Inspection
COMB Combined Funding in Prior Years

Totals reflect expenditures based on latest budgetary information of anticipated revenues, and may differ from actual amounts received.

**MIAMI-DADE METROPOLITAN PLANNING ORGANIZATION
TRANSPORTATION IMPROVEMENT PROGRAM
ROAD IMPACT FEES (RIF)**

Road Impact Fee District: 3

Municipalities: Aventura / Bal Harbour / Bay Harbor Islands / Golden Beach / Hialeah / Indian Creek / Miami Lakes / Opa-Locka / Miami Gardens / North Miami / North Miami Beach / Sunny Isles Beach / Surfside / Uninc. Miami-Dade County

MPO Project Num.	Facility/Project Name		Bicycle	Type of Work	Project Cost (\$000s)	Prior Years' Funding (\$000s)	
	From/Location	To/Location	Length (miles)				
Agency Project Num.	Detailed Project Description				L RTP Ref		
	Status	Remarks					

PW000818	NW 37 Avenue and NW 215 Street			Traffic signal	200	200	Activity /Phase	Funding (in \$000s)							
000818	Traffic signal. Prior Years' Funding as follows: \$30,000 for PE, \$170,000 for CST.										Proposed		Tentative Three Year Program		
	Under design			NA						2015 - 2016	2016 - 2017	2017 - 2018	2018 - 2019	2019 - 2020	
								0	0	0	0	0			

PW000819	NE 2 Avenue and NE 159 Street			Traffic signal	245	245	Activity /Phase	Funding (in \$000s)							
000819	Traffic signal. Prior Years' Funding as follows: \$35,000 for PE, \$210,000 for CST.										Proposed		Tentative Three Year Program		
	Under design			NA						2015 - 2016	2016 - 2017	2017 - 2018	2018 - 2019	2019 - 2020	
								0	0	0	0	0			

BOND - Capital Asset Acquisition Special Obligation Bonds
B.R. - Repayment of Capital Asset Acquisition Special Obligation Bonds
CIGP - County Incentive Grant Program
L RTP - Subject to Long Range Plan Amendment


PE Preliminary Engineering
CST Construction
CEI Construction Engineering Inspection
COMB Combined Funding in Prior Years

Totals reflect expenditures based on latest budgetary information of anticipated revenues, and may differ from actual amounts received.

MIAMI-DADE METROPOLITAN PLANNING ORGANIZATION
TRANSPORTATION IMPROVEMENT PROGRAM
ROAD IMPACT FEES (RIF)

Road Impact Fee District: **3**

Municipalities: *Aventura / Bal Harbour / Bay Harbor Islands / Golden Beach / Hialeah / Indian Creek / Miami Lakes / Opa-Locka / Miami Gardens / North Miami / North Miami Beach / Sunny Isles Beach / Surfside / Uninc. Miami-Dade County*

MPO Project Num.	Facility/Project Name		Bicycle	Type of Work	Project Cost (\$000s)	Prior Years' Funding (\$000s)	
	From/Location	To/Location	Length (miles)				
Agency Project Num.	Detailed Project Description				L RTP Ref		
	Status	Remarks					

PW000820	Mast Arm Upgrades		Mast arm upgrades			Activity /Phase					
000820	Mast arm upgrades						Funding (in \$000s)				
							Proposed		Tentative Three Year Program		
			5-5				2015 - 2016	2016 - 2017	2017 - 2018	2018 - 2019	2019 - 2020
						PE/CST	1,062	1,062	1,062	1,062	1,062

PW000821	ATMS			ATMS			Activity /Phase							
000821	ATMS									Funding (in \$000s)				
	Proposed		Tentative Three Year Program											
			5-5							2015 - 2016	2016 - 2017	2017 - 2018	2018 - 2019	2019 - 2020
						PE/CST	500	500	500	500	500			

BOND - Capital Asset Acquisition Special Obligation Bonds
B.R. - Repayment of Capital Asset Acquisition Special Obligation Bonds
CIGP - County Incentive Grant Program
L RTP - Subject to Long Range Plan Amendment


PE Preliminary Engineering
CST Construction
CEI Construction Engineering Inspection
COMB Combined Funding in Prior Years

Totals reflect expenditures based on latest budgetary information of anticipated revenues, and may differ from actual amounts received.

**MIAMI-DADE METROPOLITAN PLANNING ORGANIZATION
TRANSPORTATION IMPROVEMENT PROGRAM
ROAD IMPACT FEES (RIF)**

Road Impact Fee District: 3

Municipalities: Aventura / Bal Harbour / Bay Harbor Islands / Golden Beach / Hialeah / Indian Creek / Miami Lakes / Opa-Locka / Miami Gardens / North Miami / North Miami Beach / Sunny Isles Beach / Surfside / Uninc. Miami-Dade County

MPO Project Num.	Facility/Project Name		Bicycle	Type of Work	Project Cost (\$000s)	Prior Years' Funding (\$000s)	
	From/Location	To/Location	Length (miles)				
Agency Project Num.	Detailed Project Description				L RTP Ref		
	Status	Remarks					

PW000044	Engineering Administration		Administration				Activity /Phase	Funding (in \$000s)								
44	Engineering administration											Proposed		Tentative Three Year Program		
	PUBLIC WORKS											2015 - 2016	2016 - 2017	2017 - 2018	2018 - 2019	2019 - 2020
			5-5					1,065	487	448	448	448				

PW000045	Resurfacing		Paving, widening, drainage, striping			Activity /Phase	Funding (in \$000s)							
45	Paving, widening, drainage, striping of various locations. Additional funding to supplement corridors within the Federal Stimulus Plan.									Proposed		Tentative Three Year Program		
	PUBLIC WORKS													
				5-5				2015 - 2016	2016 - 2017	2017 - 2018	2018 - 2019	2019 - 2020		
							PE	230	72	61	194	194		
							CEI	330	172	161	294	294		
							CST	2,842	1,579	1,487	2,554	2,554		

BOND - Capital Asset Acquisition Special Obligation Bonds
B.R. - Repayment of Capital Asset Acquisition Special Obligation Bonds
CIGP - County Incentive Grant Program
L RTP - Subject to Long Range Plan Amendment


PE Preliminary Engineering
CST Construction
CEI Construction Engineering Inspection
COMB Combined Funding in Prior Years

Totals reflect expenditures based on latest budgetary information of anticipated revenues, and may differ from actual amounts received.

MIAMI-DADE METROPOLITAN PLANNING ORGANIZATION
TRANSPORTATION IMPROVEMENT PROGRAM
ROAD IMPACT FEES (RIF)

Road Impact Fee District: **3**

Municipalities: *Aventura / Bal Harbour / Bay Harbor Islands / Golden Beach / Hialeah / Indian Creek / Miami Lakes / Opa-Locka / Miami Gardens / North Miami / North Miami Beach / Sunny Isles Beach / Surfside / Uninc. Miami-Dade County*

MPO Project Num.	Facility/Project Name		Bicycle	Type of Work	Project Cost (\$000s)	Prior Years' Funding (\$000s)	
	From/Location	To/Location	Length (miles)				
Agency Project Num.	Detailed Project Description				L RTP Ref		
	Status	Remarks					

PW000046	T.O.P.I.C.S.			Intersection improvements: T.O.P.I.C.S.			Activity /Phase								
46	Intersection improvements at various locations including (but not limited to): NW 2 Ave & NW 125 St (Design compl)										Funding (in \$000s)				
	PUBLIC WORKS										Proposed		Tentative Three Year Program		
				5-5				2015 - 2016	2016 - 2017	2017 - 2018	2018 - 2019	2019 - 2020			
							PE	231	72	61	194	194			
							CEI	230	72	61	194	194			
							CST	1,842	579	487	1,554	1,554			

PW000047	Traffic Control Devices			Signalization			Activity /Phase								
47	Traffic control devices at various locations										Funding (in \$000s)				
	PUBLIC WORKS										Proposed		Tentative Three Year Program		
				5-5							2015 - 2016	2016 - 2017	2017 - 2018	2018 - 2019	2019 - 2020
							PE	230	72	61	194	194			
							CEI	230	72	61	194	194			
							CST	1,842	579	487	1,554	1,554			

BOND - Capital Asset Acquisition Special Obligation Bonds
B.R. - Repayment of Capital Asset Acquisition Special Obligation Bonds
CIGP - County Incentive Grant Program
L RTP - Subject to Long Range Plan Amendment


PE Preliminary Engineering
CST Construction
CEI Construction Engineering Inspection
COMB Combined Funding in Prior Years

Totals reflect expenditures based on latest budgetary information of anticipated revenues, and may differ from actual amounts received.

MIAMI-DADE METROPOLITAN PLANNING ORGANIZATION
TRANSPORTATION IMPROVEMENT PROGRAM
ROAD IMPACT FEES (RIF)

Road Impact Fee District: **3**

Municipalities: *Aventura / Bal Harbour / Bay Harbor Islands / Golden Beach / Hialeah / Indian Creek / Miami Lakes / Opa-Locka / Miami Gardens / North Miami / North Miami Beach / Sunny Isles Beach / Surfside / Uninc. Miami-Dade County*

MPO Project Num.	Facility/Project Name		Bicycle	Type of Work	Project Cost (\$000s)	Prior Years' Funding (\$000s)	
	From/Location	To/Location	Length (miles)				
Agency Project Num.	Detailed Project Description				L RTP Ref		
	Status	Remarks					

PW000505	Right-of-Way			Right-of-Way acquisition for construction projects				273	Activity /Phase									
505	Right-of-Way acquisition for construction projects. Documenting, securing and preserving public rights-of-way.													Funding (in \$000s)				
	PUBLIC WORKS													Proposed		Tentative Three Year Program		
				5-5						2015 - 2016	2016 - 2017	2017 - 2018	2018 - 2019	2019 - 2020				
									R/W	20	20	20	20	20				

Yearly Totals	21,301	9,738	8,957	8,956	8,956
5 Year TIP Total				57,908	

BOND - Capital Asset Acquisition Special Obligation Bonds
B.R. - Repayment of Capital Asset Acquisition Special Obligation Bonds
CIGP - County Incentive Grant Program
L RTP - Subject to Long Range Plan Amendment


PE Preliminary Engineering
CST Construction
CEI Construction Engineering Inspection
COMB Combined Funding in Prior Years

Totals reflect expenditures based on latest budgetary information of anticipated revenues, and may differ from actual amounts received.

**MIAMI-DADE METROPOLITAN PLANNING ORGANIZATION
TRANSPORTATION IMPROVEMENT PROGRAM
ROAD IMPACT FEES (RIF)**

Road Impact Fee District: 4

Municipalities: Unincorporated Miami-Dade County

MPO Project Num.	Facility/Project Name		Bicycle	Type of Work	Project Cost (\$000s)	Prior Years' Funding (\$000s)	
	From/Location	To/Location	Length (miles)				
Agency Project Num.	Detailed Project Description				L RTP Ref		
	Status	Remarks					

PW000608	SW 142 Avenue			Re-aligning roadway, intersection improvements, milling and resurfacing, construct missing sidewalk and install remedial drainage	2,835	1,422	Activity /Phase	Funding (in \$000s)							
	SW 26 Street	SW 8 Street	1												
608	Re-aligning roadway, intersection improvements, milling and resurfacing, construct missing sidewalk and install remedial drainage as necessary. Prior Years' Funding as follows: \$292,000 for PE, \$1,130,000 for CST.										Proposed		Tentative Three Year Program		
	PUBLIC WORKS														
	Under design				5-5				2015 - 2016	2016 - 2017	2017 - 2018	2018 - 2019	2019 - 2020		
							CST	200	200	200	200	200			

PW000806	SW 42 Street and SW 149 Avenue			Traffic signal	194	194	Activity /Phase	Funding (in \$000s)							
000806	Traffic signal. Prior Years' Funding as follows: \$29,000 for PE, \$165,000 for CST.										Proposed		Tentative Three Year Program		
				NA							2015 - 2016	2016 - 2017	2017 - 2018	2018 - 2019	2019 - 2020
								0	0	0	0	0			

BOND - Capital Asset Acquisition Special Obligation Bonds
B.R. - Repayment of Capital Asset Acquisition Special Obligation Bonds
CIGP - County Incentive Grant Program
L RTP - Subject to Long Range Plan Amendment


PE Preliminary Engineering
CST Construction
CEI Construction Engineering Inspection
COMB Combined Funding in Prior Years

Totals reflect expenditures based on latest budgetary information of anticipated revenues, and may differ from actual amounts received.

MIAMI-DADE METROPOLITAN PLANNING ORGANIZATION
TRANSPORTATION IMPROVEMENT PROGRAM
ROAD IMPACT FEES (RIF)

Road Impact Fee District: **4**

Municipalities: **Unincorporated Miami-Dade County**

MPO Project Num.	Facility/Project Name		Bicycle	Type of Work	Project Cost (\$000s)	Prior Years' Funding (\$000s)	
	From/Location	To/Location	Length (miles)				
Agency Project Num.	Detailed Project Description				L RTP Ref		
	Status	Remarks					

PW000077	Engineering Administration		Administration				Activity /Phase	Funding (in \$000s)						
77	Engineering administration									Proposed		Tentative Three Year Program		
	PUBLIC WORKS									2015 - 2016	2016 - 2017	2017 - 2018	2018 - 2019	2019 - 2020
			5-5						24	26	24	24	24	

PW000078	Resurfacing		Paving, widening, drainage, striping			Activity /Phase								
78	Paving, widening, drainage, striping of various locations. Additional funding to supplement corridors within the Federal Stimulus Plan.									Funding (in \$000s)				
	PUBLIC WORKS									Proposed		Tentative Three Year Program		
				5-5				2015 - 2016	2016 - 2017	2017 - 2018	2018 - 2019	2019 - 2020		
						PE	8	9	8	8	8			
						CEI	8	9	8	8	8			
						CST	61	71	60	60	60			

BOND - Capital Asset Acquisition Special Obligation Bonds
B.R. - Repayment of Capital Asset Acquisition Special Obligation Bonds
CIGP - County Incentive Grant Program
L RTP - Subject to Long Range Plan Amendment


PE Preliminary Engineering
CST Construction
CEI Construction Engineering Inspection
COMB Combined Funding in Prior Years

Totals reflect expenditures based on latest budgetary information of anticipated revenues, and may differ from actual amounts received.

MIAMI-DADE METROPOLITAN PLANNING ORGANIZATION
TRANSPORTATION IMPROVEMENT PROGRAM
ROAD IMPACT FEES (RIF)

Road Impact Fee District: **4**

Municipalities: **Unincorporated Miami-Dade County**

MPO Project Num.	Facility/Project Name		Bicycle	Type of Work	Project Cost (\$000s)	Prior Years' Funding (\$000s)	
	From/Location	To/Location	Length (miles)				
Agency Project Num.	Detailed Project Description				L RTP Ref		
	Status	Remarks					

PW000807	TOPICS			Intersection improvements: T.O.P.I.C.S.									
	Various Locations												
000807	Intersection improvements at various locations						Activity /Phase	Funding (in \$000s)					
								Proposed		Tentative Three Year Program			
								5-5	2015 - 2016	2016 - 2017	2017 - 2018	2018 - 2019	2019 - 2020
								PE	8	9	8	8	8
								CEI	8	9	8	8	8
								CST	60	71	59	59	59

PW000053	Traffic Control Devices			Signalization				Activity /Phase	Funding (in \$000s)				
53	Traffic control devices at various locations								Proposed		Tentative Three Year Program		
	PUBLIC WORKS												
			5-5										
								PE	8	9	8	8	8
								CEI	8	9	8	8	8
								CST	60	71	59	59	59

BOND - Capital Asset Acquisition Special Obligation Bonds
B.R. - Repayment of Capital Asset Acquisition Special Obligation Bonds
CIGP - County Incentive Grant Program
L RTP - Subject to Long Range Plan Amendment

PE Preliminary Engineering
CST Construction
CEI Construction Engineering Inspection
COMB Combined Funding in Prior Years

Totals reflect expenditures based on latest budgetary information of anticipated revenues, and may differ from actual amounts received.

Road Impact Fee District: **4** **Municipalities:** *Unincorporated Miami-Dade County*

MPO Project Num.	Facility/Project Name		Bicycle	Type of Work	Project Cost (\$000s)	Prior Years' Funding (\$000s)	<div><div>MIAMI-DADE COUNTY</div><div></div></div>				
	From/Location	To/Location	Length (miles)								
Agency Project Num.	Detailed Project Description				L RTP Ref						
	Status		Remarks								

PW000507	Right-of-Way			Right-of-Way acquisition for construction projects							Funding (in \$000s)					
507	Right-of-Way acquisition for construction projects. Documenting, securing and preserving public rights-of-way.															
	PUBLIC WORKS															
				5-5												

R/W	20	20	20	20	20
-----	----	----	----	----	----

Yearly Totals	473	513	470	470	470
5 Year TIP Total				2,396	

BOND	- Capital Asset Acquisition Special Obligation Bonds
B.R.	- Repayment of Capital Asset Acquisition Special Obligation Bonds
CIGP	- County Incentive Grant Program
L RTP	- Subject to Long Range Plan Amendment


PE	Preliminary Engineering
CST	Construction
CEI	Construction Engineering Inspection
COMB	Combined Funding in Prior Years

Totals reflect expenditures based on latest budgetary information of anticipated revenues, and may differ from actual amounts received.

MIAMI-DADE METROPOLITAN PLANNING ORGANIZATION
TRANSPORTATION IMPROVEMENT PROGRAM
ROAD IMPACT FEES (RIF)

Road Impact Fee District: **5**

Municipalities: **Palmetto Bay / Pinecrest / Unincorporated Miami-Dade County**

MPO Project Num.	Facility/Project Name		Bicycle	Type of Work	Project Cost (\$000s)	Prior Years' Funding (\$000s)	
	From/Location	To/Location	Length (miles)				
Agency Project Num.	Detailed Project Description				L RTP Ref		
	Status	Remarks					

PW0000131	SW 152 Street		Other	Widening: 2 to 4 lanes								
	SW 157 Avenue	SW 147 Avenue	1									
131	Widen from 2 to 4 lanes. Prior Years' Funding as follows: \$836,000 for PE, \$4,000,000 for CST.				7,602	4,836	Activity /Phase	Funding (in \$000s)				
	PUBLIC WORKS							Proposed		Tentative Three Year Program		
	Under design			6-14				2015 - 2016	2016 - 2017	2017 - 2018	2018 - 2019	2019 - 2020
							CST	2,766	0	0	0	0

PW000904	SW 152 Avenue and SW 104 Street			Intersection improvement	310	310	Activity /Phase	Funding (in \$000s)							
000904	Intersection improvement. Prior Years' Funding as follows: \$62,000 for PE, \$248,000 for CST.										Proposed		Tentative Three Year Program		
	PUBLIC WORKS										2015 - 2016	2016 - 2017	2017 - 2018	2018 - 2019	2019 - 2020
				NA							0	0	0	0	0

BOND - Capital Asset Acquisition Special Obligation Bonds
B.R. - Repayment of Capital Asset Acquisition Special Obligation Bonds
CIGP - County Incentive Grant Program
L RTP - Subject to Long Range Plan Amendment


PE Preliminary Engineering
CST Construction
CEI Construction Engineering Inspection
COMB Combined Funding in Prior Years

Totals reflect expenditures based on latest budgetary information of anticipated revenues, and may differ from actual amounts received.

MIAMI-DADE METROPOLITAN PLANNING ORGANIZATION
TRANSPORTATION IMPROVEMENT PROGRAM
ROAD IMPACT FEES (RIF)

Road Impact Fee District: **5**

Municipalities: **Palmetto Bay / Pinecrest / Unincorporated Miami-Dade County**

MPO Project Num.	Facility/Project Name		Bicycle	Type of Work	Project Cost (\$000s)	Prior Years' Funding (\$000s)	
	From/Location	To/Location	Length (miles)				
Agency Project Num.	Detailed Project Description				L RTP Ref		
	Status	Remarks					

PW000905	SW 127 Avenue and SW 124 Street			Intersection improvement	800	800	Activity /Phase	Funding (in \$000s)							
000905	Intersection improvement. Prior Years' Funding as follows: \$127,000 for PE, \$673,000 for CST.										Proposed		Tentative Three Year Program		
	PUBLIC WORKS										2015 - 2016	2016 - 2017	2017 - 2018	2018 - 2019	2019 - 2020
				NA				0	0	0	0	0			

PW000769	SW 77 Avenue			Resurfacing	348	348	Activity /Phase	Funding (in \$000s)							
	SW 152 Street	SW 136 Street	1												
769	Resurfacing. Prior Years' Funding as follows: \$348,000 for CST.										Proposed		Tentative Three Year Program		
	Construction completed							NA			2015 - 2016	2016 - 2017	2017 - 2018	2018 - 2019	2019 - 2020
								0	0	0	0	0			

BOND - Capital Asset Acquisition Special Obligation Bonds
B.R. - Repayment of Capital Asset Acquisition Special Obligation Bonds
CIGP - County Incentive Grant Program
L RTP - Subject to Long Range Plan Amendment


PE Preliminary Engineering
CST Construction
CEI Construction Engineering Inspection
COMB Combined Funding in Prior Years

Totals reflect expenditures based on latest budgetary information of anticipated revenues, and may differ from actual amounts received.

MIAMI-DADE METROPOLITAN PLANNING ORGANIZATION
TRANSPORTATION IMPROVEMENT PROGRAM
ROAD IMPACT FEES (RIF)

Road Impact Fee District: **5**

Municipalities: **Palmetto Bay / Pinecrest / Unincorporated Miami-Dade County**

MPO Project Num.	Facility/Project Name		Bicycle	Type of Work	Project Cost (\$000s)	Prior Years' Funding (\$000s)	
	From/Location	To/Location	Length (miles)				
Agency Project Num.	Detailed Project Description				L RTP Ref		
	Status	Remarks					

PW000770	SW 112 Avenue			Resurfacing	103	103	Activity /Phase								
	SW 136 Street	SW 128 Street	0.5												
770	Resurfacing. Prior Years' Funding as follows: \$103,000 for CST.							103	103	Activity /Phase	Funding (in \$000s)				
											Proposed		Tentative Three Year Program		
	Construction completed										NA	2015 - 2016	2016 - 2017	2017 - 2018	2018 - 2019
									0	0	0	0	0		

PW000784	SW 137 Avenue			Resurfacing	966	966	Activity /Phase								
	SW 152 Street	SW 128 Street	1.5												
784	Resurfacing. Prior Years' Funding as follows: \$966,000 for CST.							966	966	Activity /Phase	Funding (in \$000s)				
											Proposed		Tentative Three Year Program		
					NA	2015 - 2016	2016 - 2017				2017 - 2018	2018 - 2019	2019 - 2020		
								0	0	0	0	0			

BOND - Capital Asset Acquisition Special Obligation Bonds
B.R. - Repayment of Capital Asset Acquisition Special Obligation Bonds
CIGP - County Incentive Grant Program
L RTP - Subject to Long Range Plan Amendment


PE Preliminary Engineering
CST Construction
CEI Construction Engineering Inspection
COMB Combined Funding in Prior Years

Totals reflect expenditures based on latest budgetary information of anticipated revenues, and may differ from actual amounts received.

MIAMI-DADE METROPOLITAN PLANNING ORGANIZATION
TRANSPORTATION IMPROVEMENT PROGRAM
ROAD IMPACT FEES (RIF)

Road Impact Fee District: **5**

Municipalities: **Palmetto Bay / Pinecrest / Unincorporated Miami-Dade County**

MPO Project Num.	Facility/Project Name		Bicycle	Type of Work	Project Cost (\$000s)	Prior Years' Funding (\$000s)	
	From/Location	To/Location	Length (miles)				
Agency Project Num.	Detailed Project Description				L RTP Ref		
	Status	Remarks					

PW000771	SW 152 Street			Resurfacing						Activity /Phase					
	SW 89 Court		SW 67 Avenue												
771	Resurfacing. Prior Years' Funding as follows: \$690,000 for CST.				690	690					Funding (in \$000s)				
											Proposed		Tentative Three Year Program		
								2015 - 2016	2016 - 2017	2017 - 2018	2018 - 2019	2019 - 2020			
	Construction completed				NA				0	0	0	0	0		

PW000772	SW 88 Street and SW 68 Court			Traffic signal	300	300	Activity /Phase					
772	Traffic signal. Prior Years' Funding as follows: \$45,000 for PE, \$255,000 for CST.										Funding (in \$000s)	
											Proposed	
	Construction completed			NA				2015 - 2016	2016 - 2017	2017 - 2018	2018 - 2019	2019 - 2020
								0	0	0	0	0

BOND - Capital Asset Acquisition Special Obligation Bonds
B.R. - Repayment of Capital Asset Acquisition Special Obligation Bonds
CIGP - County Incentive Grant Program
L RTP - Subject to Long Range Plan Amendment


PE Preliminary Engineering
CST Construction
CEI Construction Engineering Inspection
COMB Combined Funding in Prior Years

Totals reflect expenditures based on latest budgetary information of anticipated revenues, and may differ from actual amounts received.

MIAMI-DADE METROPOLITAN PLANNING ORGANIZATION
TRANSPORTATION IMPROVEMENT PROGRAM
ROAD IMPACT FEES (RIF)

Road Impact Fee District: **5**

Municipalities: **Palmetto Bay / Pinecrest / Unincorporated Miami-Dade County**

MPO Project Num.	Facility/Project Name		Bicycle	Type of Work	Project Cost (\$000s)	Prior Years' Funding (\$000s)	
	From/Location	To/Location	Length (miles)				
Agency Project Num.	Detailed Project Description				L RTP Ref		
	Status	Remarks					

PW000734	SW 122 Avenue and SW 104 Street			Intersection improvement	300	300	Activity /Phase	Funding (in \$000s)							
734	Intersection improvement. Prior Years' Funding as follows: \$45,000 for PE, \$255,000 for CST.										Proposed		Tentative Three Year Program		
	PUBLIC WORKS										2015 - 2016	2016 - 2017	2017 - 2018	2018 - 2019	2019 - 2020
	Construction completed			NA				0	0	0	0	0			

PW000735	SW 127 Avenue and SW 72 Street			Intersection improvement	151	151	Activity /Phase							
735	Intersection improvement. Prior Years' Funding as follows: \$23,000 for PE, \$128,000 for CST.										Funding (in \$000s)			
	PUBLIC WORKS										Proposed		Tentative Three Year Program	
	Under construction				NA				2015 - 2016	2016 - 2017	2017 - 2018	2018 - 2019	2019 - 2020	
									0	0	0	0	0	

BOND - Capital Asset Acquisition Special Obligation Bonds
B.R. - Repayment of Capital Asset Acquisition Special Obligation Bonds
CIGP - County Incentive Grant Program
L RTP - Subject to Long Range Plan Amendment


PE Preliminary Engineering
CST Construction
CEI Construction Engineering Inspection
COMB Combined Funding in Prior Years

Totals reflect expenditures based on latest budgetary information of anticipated revenues, and may differ from actual amounts received.

MIAMI-DADE METROPOLITAN PLANNING ORGANIZATION
TRANSPORTATION IMPROVEMENT PROGRAM
ROAD IMPACT FEES (RIF)

Road Impact Fee District: **5**

Municipalities: **Palmetto Bay / Pinecrest / Unincorporated Miami-Dade County**

MPO Project Num.	Facility/Project Name		Bicycle	Type of Work	Project Cost (\$000s)	Prior Years' Funding (\$000s)	
	From/Location	To/Location	Length (miles)				
Agency Project Num.	Detailed Project Description				L RTP Ref		
	Status	Remarks					

PW000736	SW 147 Avenue and SW 72 Street			Intersection improvement	300	300	Activity /Phase	Funding (in \$000s)							
736	Intersection improvement. Prior Years' Funding as follows: \$45,000 for PE, \$255,000 for CST.										Proposed		Tentative Three Year Program		
	PUBLIC WORKS										2015 - 2016	2016 - 2017	2017 - 2018	2018 - 2019	2019 - 2020
	Under construction			NA							0	0	0	0	0

PW000773	SW 157 Avenue and SW 42 Street		Intersection improvement		151	151	Activity /Phase	Funding (in \$000s)				
773	Intersection improvement. Prior Years' Funding as follows: \$23,000 for PE, \$128,000 for CST.										2015 - 2016	2016 - 2017
				NA				0	0	0	0	0

BOND - Capital Asset Acquisition Special Obligation Bonds
B.R. - Repayment of Capital Asset Acquisition Special Obligation Bonds
CIGP - County Incentive Grant Program
L RTP - Subject to Long Range Plan Amendment


PE Preliminary Engineering
CST Construction
CEI Construction Engineering Inspection
COMB Combined Funding in Prior Years

Totals reflect expenditures based on latest budgetary information of anticipated revenues, and may differ from actual amounts received.

MIAMI-DADE METROPOLITAN PLANNING ORGANIZATION
TRANSPORTATION IMPROVEMENT PROGRAM
ROAD IMPACT FEES (RIF)

Road Impact Fee District: **5**

Municipalities: **Palmetto Bay / Pinecrest / Unincorporated Miami-Dade County**

MPO Project Num.	Facility/Project Name		Bicycle	Type of Work	Project Cost (\$000s)	Prior Years' Funding (\$000s)	
	From/Location	To/Location	Length (miles)				
Agency Project Num.	Detailed Project Description				L RTP Ref		
	Status	Remarks					

PW000774	SW 157 Avenue and SW 88 Street		Intersection improvement (South)	51	51	Activity /Phase	Funding (in \$000s)							
774	Intersection improvement. Prior Years' Funding as follows: \$8,000 for PE, \$43,000 for CST.									Proposed		Tentative Three Year Program		
	Under construction		NA							2015 - 2016	2016 - 2017	2017 - 2018	2018 - 2019	2019 - 2020
							0	0	0	0	0			

PW000838	SW 157 Avenue and SW 88 Street		Intersection improvement (North)		69	69	Activity /Phase	Funding (in \$000s)							
000838	Intersection improvement. Prior Years' Funding as follows: \$5,000 for PE, \$64,000 for CST.										Proposed		Tentative Three Year Program		
	Under construction			NA							2015 - 2016	2016 - 2017	2017 - 2018	2018 - 2019	2019 - 2020
								0	0	0	0	0			

BOND - Capital Asset Acquisition Special Obligation Bonds
B.R. - Repayment of Capital Asset Acquisition Special Obligation Bonds
CIGP - County Incentive Grant Program
L RTP - Subject to Long Range Plan Amendment


PE Preliminary Engineering
CST Construction
CEI Construction Engineering Inspection
COMB Combined Funding in Prior Years

Totals reflect expenditures based on latest budgetary information of anticipated revenues, and may differ from actual amounts received.

MIAMI-DADE METROPOLITAN PLANNING ORGANIZATION
TRANSPORTATION IMPROVEMENT PROGRAM
ROAD IMPACT FEES (RIF)

Road Impact Fee District: **5**

Municipalities: **Palmetto Bay / Pinecrest / Unincorporated Miami-Dade County**

MPO Project Num.	Facility/Project Name		Bicycle	Type of Work	Project Cost (\$000s)	Prior Years' Funding (\$000s)	
	From/Location	To/Location	Length (miles)				
Agency Project Num.	Detailed Project Description				L RTP Ref		
	Status	Remarks					

PW000775	SW 136 Street East of SW 72 Avenue			Bridge repalcement (#874420)	1,875	248	Activity /Phase					
775	Bridge replacement. Prior Years' Funding as follows: \$248,000 for PE.										Funding (in \$000s)	
											Proposed	
				5-5				2015 - 2016	2016 - 2017	2017 - 2018	2018 - 2019	2019 - 2020
							CST	1,627	0	0	0	0

PW000776	SW 77 Avenue North of SW 152 Street		Bridge replacement (#874422)		1,941	255	Activity /Phase	Funding (in \$000s)							
776	Bridge replacement. Prior Years' Funding as follows: \$255,000 for PE.										Proposed		Tentative Three Year Program		
										5-5	2015 - 2016	2016 - 2017	2017 - 2018	2018 - 2019	2019 - 2020
						CST	1,686	0	0	0	0				

BOND - Capital Asset Acquisition Special Obligation Bonds
B.R. - Repayment of Capital Asset Acquisition Special Obligation Bonds
CIGP - County Incentive Grant Program
L RTP - Subject to Long Range Plan Amendment


PE Preliminary Engineering
CST Construction
CEI Construction Engineering Inspection
COMB Combined Funding in Prior Years

Totals reflect expenditures based on latest budgetary information of anticipated revenues, and may differ from actual amounts received.

MIAMI-DADE METROPOLITAN PLANNING ORGANIZATION
TRANSPORTATION IMPROVEMENT PROGRAM
ROAD IMPACT FEES (RIF)

Road Impact Fee District: **5**

Municipalities: **Palmetto Bay / Pinecrest / Unincorporated Miami-Dade County**

MPO Project Num.	Facility/Project Name		Bicycle	Type of Work	Project Cost (\$000s)	Prior Years' Funding (\$000s)	
	From/Location	To/Location	Length (miles)				
Agency Project Num.	Detailed Project Description				L RTP Ref		
	Status	Remarks					

PW000777	SW 97 Avenue South of SW 128 Street			Bridge replacement (#874416)	2,197	280	Activity /Phase	Funding (in \$000s)				
777	Bridge replacement. Prior Years' Funding as follows: \$280,000 for PE.							Proposed		Tentative Three Year Program		
				5-5				2015 - 2016	2016 - 2017	2017 - 2018	2018 - 2019	2019 - 2020
								CST	1,917	0	0	0

PW000778	SW 168 Street West of SW 77 Avenue			Bridge replacement (#874424)	2,381		Activity /Phase	Funding (in \$000s)				
778	Bridge replacement.							Proposed		Tentative Three Year Program		
				5-5				2015 - 2016	2016 - 2017	2017 - 2018	2018 - 2019	2019 - 2020
								PE	304	0	0	0
								CST	0	2,077	0	0

BOND - Capital Asset Acquisition Special Obligation Bonds
B.R. - Repayment of Capital Asset Acquisition Special Obligation Bonds
CIGP - County Incentive Grant Program
L RTP - Subject to Long Range Plan Amendment


PE Preliminary Engineering
CST Construction
CEI Construction Engineering Inspection
COMB Combined Funding in Prior Years

Totals reflect expenditures based on latest budgetary information of anticipated revenues, and may differ from actual amounts received.

MIAMI-DADE METROPOLITAN PLANNING ORGANIZATION
TRANSPORTATION IMPROVEMENT PROGRAM
ROAD IMPACT FEES (RIF)

Road Impact Fee District: **5**

Municipalities: **Palmetto Bay / Pinecrest / Unincorporated Miami-Dade County**

MPO Project Num.	Facility/Project Name		Bicycle	Type of Work	Project Cost (\$000s)	Prior Years' Funding (\$000s)	
	From/Location	To/Location	Length (miles)				
Agency Project Num.	Detailed Project Description				L RTP Ref		
	Status	Remarks					

PW000779	SW 168 Street West of SW 82 Avenue			Bridge replacement (#874292)	2,221		Activity /Phase	Funding (in \$000s)						
779	Bridge replacement.									Proposed		Tentative Three Year Program		
				5-5						2015 - 2016	2016 - 2017	2017 - 2018	2018 - 2019	2019 - 2020
								PE	0	284	0	0	0	
						CST	0	0	1,937	0	0			

PW000822	SW 168 Street			Resurfacing	305	305	Activity /Phase	Funding (in \$000s)				
000822	US-1	SW 87 Court	0.8					Proposed		Tentative Three Year Program		
	Resurfacing. Prior Years' Funding as follows: \$305,000 for CST.							2015 - 2016	2016 - 2017	2017 - 2018	2018 - 2019	2019 - 2020
	Under construction			NA				0	0	0	0	0

BOND - Capital Asset Acquisition Special Obligation Bonds
B.R. - Repayment of Capital Asset Acquisition Special Obligation Bonds
CIGP - County Incentive Grant Program
L RTP - Subject to Long Range Plan Amendment


PE Preliminary Engineering
CST Construction
CEI Construction Engineering Inspection
COMB Combined Funding in Prior Years

Totals reflect expenditures based on latest budgetary information of anticipated revenues, and may differ from actual amounts received.

MIAMI-DADE METROPOLITAN PLANNING ORGANIZATION
TRANSPORTATION IMPROVEMENT PROGRAM
ROAD IMPACT FEES (RIF)

Road Impact Fee District: **5**

Municipalities: **Palmetto Bay / Pinecrest / Unincorporated Miami-Dade County**

MPO Project Num.	Facility/Project Name		Bicycle	Type of Work	Project Cost (\$000s)	Prior Years' Funding (\$000s)	
	From/Location	To/Location	Length (miles)				
Agency Project Num.	Detailed Project Description				L RTP Ref		
	Status	Remarks					

PW000823	SW 112 Avenue			Resurfacing	477	477	Activity /Phase	Funding (in \$000s)					
	SW 184 Street	SW 152 Street	2										
000823	Resurfacing. Prior Years' Funding as follows: \$477,000 for CST.												
	Under construction							NA					
										0	0	0	0

PW000824	SW 72 Street			Resurfacing	510	510	Activity /Phase	Funding (in \$000s)						
	SW 127 Avenue	SW 117 Avenue	1											
000824	Resurfacing. Prior Years' Funding as follows: \$510,000 for CST.									Proposed		Tentative Three Year Program		
										2015 - 2016	2016 - 2017	2017 - 2018	2018 - 2019	2019 - 2020
	Construction completed			NA				0	0	0	0	0		

BOND - Capital Asset Acquisition Special Obligation Bonds
B.R. - Repayment of Capital Asset Acquisition Special Obligation Bonds
CIGP - County Incentive Grant Program
L RTP - Subject to Long Range Plan Amendment


PE Preliminary Engineering
CST Construction
CEI Construction Engineering Inspection
COMB Combined Funding in Prior Years

Totals reflect expenditures based on latest budgetary information of anticipated revenues, and may differ from actual amounts received.

MIAMI-DADE METROPOLITAN PLANNING ORGANIZATION
TRANSPORTATION IMPROVEMENT PROGRAM
ROAD IMPACT FEES (RIF)

Road Impact Fee District: **5**

Municipalities: **Palmetto Bay / Pinecrest / Unincorporated Miami-Dade County**

MPO Project Num.	Facility/Project Name		Bicycle	Type of Work	Project Cost (\$000s)	Prior Years' Funding (\$000s)	
	From/Location	To/Location	Length (miles)				
Agency Project Num.	Detailed Project Description				L RTP Ref		
	Status	Remarks					

PW000825	SW 104 Street			Resurfacing	950			Activity /Phase	Funding (in \$000s)							
	SW 134 Avenue		SW 117 Avenue											1.75		
000825	Resurfacing								5-5			Proposed		Tentative Three Year Program		
				2015 - 2016								2016 - 2017	2017 - 2018	2018 - 2019	2019 - 2020	
							CST	950	0	0	0	0				

PW000826	SW 168 Street			Resurfacing	105	105	Activity /Phase	Funding (in \$000s)				
	SW 78 Avenue	Old Cutler Road	0.5									
000826	Resurfacing. Prior Years' Funding as follows: \$105,000 for CST.							NA			Proposed	
					2015 - 2016	2016 - 2017	2017 - 2018				2018 - 2019	2019 - 2020
							0				0	0

BOND - Capital Asset Acquisition Special Obligation Bonds
B.R. - Repayment of Capital Asset Acquisition Special Obligation Bonds
CIGP - County Incentive Grant Program
L RTP - Subject to Long Range Plan Amendment


PE Preliminary Engineering
CST Construction
CEI Construction Engineering Inspection
COMB Combined Funding in Prior Years

Totals reflect expenditures based on latest budgetary information of anticipated revenues, and may differ from actual amounts received.

MIAMI-DADE METROPOLITAN PLANNING ORGANIZATION
TRANSPORTATION IMPROVEMENT PROGRAM
ROAD IMPACT FEES (RIF)

Road Impact Fee District: **5**

Municipalities: **Palmetto Bay / Pinecrest / Unincorporated Miami-Dade County**

MPO Project Num.	Facility/Project Name		Bicycle	Type of Work	Project Cost (\$000s)	Prior Years' Funding (\$000s)	
	From/Location	To/Location	Length (miles)				
Agency Project Num.	Detailed Project Description				L RTP Ref		
	Status	Remarks					

PW000827	SW 137 Avenue			Resurfacing	270	270	Activity /Phase							
	Kendale Lakes Boulevard	SW 72 Street	0.2											
000827	Resurfacing. Prior Years' Funding as follows: \$270,000 for CST.													
										Proposed		Tentative Three Year Program		
				NA							2015 - 2016	2016 - 2017	2017 - 2018	2018 - 2019
										0	0	0	0	0

PW000876	SW 122 Avenue			Resurfacing								
	SW 120 Street	SW 104 Street	1									
000876	Resurfacing. Prior Years' Funding as follows: \$598,000 for CST.				598	598	Activity /Phase	Funding (in \$000s)				
								Proposed		Tentative Three Year Program		
								NA	2015 - 2016	2016 - 2017	2017 - 2018	2018 - 2019
							0	0	0	0	0	

BOND - Capital Asset Acquisition Special Obligation Bonds
B.R. - Repayment of Capital Asset Acquisition Special Obligation Bonds
CIGP - County Incentive Grant Program
L RTP - Subject to Long Range Plan Amendment


PE Preliminary Engineering
CST Construction
CEI Construction Engineering Inspection
COMB Combined Funding in Prior Years

Totals reflect expenditures based on latest budgetary information of anticipated revenues, and may differ from actual amounts received.

MIAMI-DADE METROPOLITAN PLANNING ORGANIZATION
TRANSPORTATION IMPROVEMENT PROGRAM
ROAD IMPACT FEES (RIF)

Road Impact Fee District: **5**

Municipalities: **Palmetto Bay / Pinecrest / Unincorporated Miami-Dade County**

MPO Project Num.	Facility/Project Name		Bicycle	Type of Work	Project Cost (\$000s)	Prior Years' Funding (\$000s)	
	From/Location	To/Location	Length (miles)				
Agency Project Num.	Detailed Project Description				L RTP Ref		
	Status	Remarks					

PW000875	SW 136 Street			Resurfacing	385	385	Activity /Phase						
	SW 82 Avenue Old Cutler Road		1.5										
000875	Resurfacing. Prior Years' Funding as follows: \$385,00 for CST.							NA	Funding (in \$000s)				
									Proposed		Tentative Three Year Program		
									2015 - 2016	2016 - 2017	2017 - 2018	2018 - 2019	2019 - 2020
									0	0	0	0	0

PW000828	SW 152 Street and US1			Intersection improvement	211	211	Activity /Phase	Funding (in \$000s)							
000828	Intersection improvement. Prior Years' Funding as follows: \$32,000 for PE, \$179,000 for CST.										Proposed		Tentative Three Year Program		
				NA						2015 - 2016	2016 - 2017	2017 - 2018	2018 - 2019	2019 - 2020	
										0	0	0	0	0	

BOND - Capital Asset Acquisition Special Obligation Bonds
B.R. - Repayment of Capital Asset Acquisition Special Obligation Bonds
CIGP - County Incentive Grant Program
L RTP - Subject to Long Range Plan Amendment


PE Preliminary Engineering
CST Construction
CEI Construction Engineering Inspection
COMB Combined Funding in Prior Years

Totals reflect expenditures based on latest budgetary information of anticipated revenues, and may differ from actual amounts received.

MIAMI-DADE METROPOLITAN PLANNING ORGANIZATION
TRANSPORTATION IMPROVEMENT PROGRAM
ROAD IMPACT FEES (RIF)

Road Impact Fee District: **5**

Municipalities: **Palmetto Bay / Pinecrest / Unincorporated Miami-Dade County**

MPO Project Num.	Facility/Project Name		Bicycle	Type of Work	Project Cost (\$000s)	Prior Years' Funding (\$000s)	
	From/Location	To/Location	Length (miles)				
Agency Project Num.	Detailed Project Description				L RTP Ref		
	Status	Remarks					

PW000829	SW 147 Avenue and SW 168 Street			Traffic circle	183	183	Activity /Phase	Funding (in \$000s)							
000829	Traffic circle. Prior Years' Funding as follows: \$28,000 for PE, \$155,000 for CST.										Proposed		Tentative Three Year Program		
	Under construction							NA			2015 - 2016	2016 - 2017	2017 - 2018	2018 - 2019	2019 - 2020
								0	0	0	0	0			

PW000830	SW 122 Avenue and SW 120 Street		Intersection improvement		100	100	Activity /Phase	Funding (in \$000s)							
000830	Intersection improvement. Prior Years' Funding as follows: \$15,000 for PE, \$85,000 for CST.										Proposed		Tentative Three Year Program		
				NA							2015 - 2016	2016 - 2017	2017 - 2018	2018 - 2019	2019 - 2020
								0	0	0	0	0			

BOND - Capital Asset Acquisition Special Obligation Bonds
B.R. - Repayment of Capital Asset Acquisition Special Obligation Bonds
CIGP - County Incentive Grant Program
L RTP - Subject to Long Range Plan Amendment

PE Preliminary Engineering
CST Construction
CEI Construction Engineering Inspection
COMB Combined Funding in Prior Years

Totals reflect expenditures based on latest budgetary information of anticipated revenues, and may differ from actual amounts received.

Road Impact Fee District: **5** **Municipalities:** *Palmetto Bay / Pinecrest / Unincorporated Miami-Dade County*

PW000832	SW 137 Avenue and SW 152 Street		Intersection improvement	202		Activity /Phase	Funding (in \$000s)							
000832	Intersection improvement						202		Activity /Phase	Proposed		Tentative Three Year Program		
										2015 - 2016	2016 - 2017	2017 - 2018	2018 - 2019	2019 - 2020
			5-5											
						PE	31	0	0	0	0			
						CST	171	0	0	0	0			


PE	Preliminary Engineering
CST	Construction
CEI	Construction Engineering Inspection
COMB	Combined Funding in Prior Years

Section A5 - Page 69 of 108

MIAMI-DADE METROPOLITAN PLANNING ORGANIZATION
TRANSPORTATION IMPROVEMENT PROGRAM
ROAD IMPACT FEES (RIF)

Road Impact Fee District: **5**

Municipalities: **Palmetto Bay / Pinecrest / Unincorporated Miami-Dade County**

MPO Project Num.	Facility/Project Name		Bicycle	Type of Work	Project Cost (\$000s)	Prior Years' Funding (\$000s)	
	From/Location	To/Location	Length (miles)				
Agency Project Num.	Detailed Project Description				L RTP Ref		
	Status	Remarks					

PW000833	SW 152 Avenue and SW 72 Street			Intersection improvement	313		Activity /Phase	Funding (in \$000s)						
000833	Intersection improvement									Proposed		Tentative Three Year Program		
				5-5						2015 - 2016	2016 - 2017	2017 - 2018	2018 - 2019	2019 - 2020
								PE	47	0	0	0	0	
						CST	266	0	0	0	0			

PW000834	SW 137 Avenue and SW 56 Street		Intersection improvement		329		Activity /Phase	Funding (in \$000s)						
000834	Intersection improvement									Proposed		Tentative Three Year Program		
				5-5						2015 - 2016	2016 - 2017	2017 - 2018	2018 - 2019	2019 - 2020
							PE	50	0	0	0	0		
							CST	279	0	0	0	0		

BOND - Capital Asset Acquisition Special Obligation Bonds
B.R. - Repayment of Capital Asset Acquisition Special Obligation Bonds
CIGP - County Incentive Grant Program
L RTP - Subject to Long Range Plan Amendment


PE Preliminary Engineering
CST Construction
CEI Construction Engineering Inspection
COMB Combined Funding in Prior Years

Totals reflect expenditures based on latest budgetary information of anticipated revenues, and may differ from actual amounts received.

MIAMI-DADE METROPOLITAN PLANNING ORGANIZATION
TRANSPORTATION IMPROVEMENT PROGRAM
ROAD IMPACT FEES (RIF)

Road Impact Fee District: **5**

Municipalities: **Palmetto Bay / Pinecrest / Unincorporated Miami-Dade County**

MPO Project Num.	Facility/Project Name		Bicycle	Type of Work	Project Cost (\$000s)	Prior Years' Funding (\$000s)	
	From/Location	To/Location	Length (miles)				
Agency Project Num.	Detailed Project Description				L RTP Ref		
	Status	Remarks					

PW000835	SW 147 Avenue and SW 104 Street			Intersection improvement	418	418	Activity /Phase	Funding (in \$000s)							
000835	Intersection improvement. Prior Years Funding as follows: \$101,000 for PE, \$317,000 for CST.										Proposed		Tentative Three Year Program		
				NA							2015 - 2016	2016 - 2017	2017 - 2018	2018 - 2019	2019 - 2020
								0	0	0	0	0			

PW000836	SW 117 Avenue and SW 120 Street		Intersection improvement		113		Activity /Phase	Funding (in \$000s)							
000836	Intersection improvement										Proposed		Tentative Three Year Program		
				5-5							2015 - 2016	2016 - 2017	2017 - 2018	2018 - 2019	2019 - 2020
							PE	17	0	0	0	0			
							CST	96	0	0	0	0			

BOND - Capital Asset Acquisition Special Obligation Bonds
B.R. - Repayment of Capital Asset Acquisition Special Obligation Bonds
CIGP - County Incentive Grant Program
L RTP - Subject to Long Range Plan Amendment


PE Preliminary Engineering
CST Construction
CEI Construction Engineering Inspection
COMB Combined Funding in Prior Years

Totals reflect expenditures based on latest budgetary information of anticipated revenues, and may differ from actual amounts received.

MIAMI-DADE METROPOLITAN PLANNING ORGANIZATION
TRANSPORTATION IMPROVEMENT PROGRAM
ROAD IMPACT FEES (RIF)

Road Impact Fee District: **5**

Municipalities: **Palmetto Bay / Pinecrest / Unincorporated Miami-Dade County**

MPO Project Num.	Facility/Project Name		Bicycle	Type of Work	Project Cost (\$000s)	Prior Years' Funding (\$000s)	
	From/Location	To/Location	Length (miles)				
Agency Project Num.	Detailed Project Description				LRTP Ref		
	Status	Remarks					

PW000837	SW 137 Avenue and SW 136 Street			Intersection improvement	214		Activity /Phase	Funding (in \$000s)						
000837	Intersection improvement									Proposed		Tentative Three Year Program		
										2015 - 2016	2016 - 2017	2017 - 2018	2018 - 2019	2019 - 2020
			5-5											
						PE	32	0	0	0	0			
						CST	182	0	0	0	0			

PW000839	SW 162 Avenue and SW 47 Street		Traffic signal		220	220	Activity /Phase	Funding (in \$000s)				
000839	Traffic signal. Prior Years' Funding as follows: \$33,000 for PE, \$187,000 for CST.										Proposed	
	Under construction			NA				2015 - 2016	2016 - 2017	2017 - 2018	2018 - 2019	2019 - 2020
									0	0	0	0

BOND - Capital Asset Acquisition Special Obligation Bonds
B.R. - Repayment of Capital Asset Acquisition Special Obligation Bonds
CIGP - County Incentive Grant Program
LRTP - Subject to Long Range Plan Amendment


PE Preliminary Engineering
CST Construction
CEI Construction Engineering Inspection
COMB Combined Funding in Prior Years

Totals reflect expenditures based on latest budgetary information of anticipated revenues, and may differ from actual amounts received.

MIAMI-DADE METROPOLITAN PLANNING ORGANIZATION
TRANSPORTATION IMPROVEMENT PROGRAM
ROAD IMPACT FEES (RIF)

Road Impact Fee District: **5**

Municipalities: **Palmetto Bay / Pinecrest / Unincorporated Miami-Dade County**

MPO Project Num.	Facility/Project Name		Bicycle	Type of Work	Project Cost (\$000s)	Prior Years' Funding (\$000s)	
	From/Location	To/Location	Length (miles)				
Agency Project Num.	Detailed Project Description				LRTP Ref		
	Status	Remarks					

PW000840	SW 57 Avenue and SW 104 Street			Traffic signal	250	250	Activity /Phase	Funding (in \$000s)				
000840	Traffic signal. Prior Years' Funding as follows: \$250,000 for PE/CST.							Proposed		Tentative Three Year Program		
	Under design			NA				2015 - 2016	2016 - 2017	2017 - 2018	2018 - 2019	2019 - 2020
								0	0	0	0	0

PW000841	SW 152 Street and SW 117 Avenue			Intersection improvement	40	40	Activity /Phase	Funding (in \$000s)				
000841	Intersection improvement. Prior Years' Funding as follows: \$7,000 for PE, \$33,000 for CST.							Proposed		Tentative Three Year Program		
	Design completed			NA				2015 - 2016	2016 - 2017	2017 - 2018	2018 - 2019	2019 - 2020
								0	0	0	0	0

BOND - Capital Asset Acquisition Special Obligation Bonds
B.R. - Repayment of Capital Asset Acquisition Special Obligation Bonds
CIGP - County Incentive Grant Program
LRTP - Subject to Long Range Plan Amendment


PE Preliminary Engineering
CST Construction
CEI Construction Engineering Inspection
COMB Combined Funding in Prior Years

Totals reflect expenditures based on latest budgetary information of anticipated revenues, and may differ from actual amounts received.

MIAMI-DADE METROPOLITAN PLANNING ORGANIZATION
TRANSPORTATION IMPROVEMENT PROGRAM
ROAD IMPACT FEES (RIF)

Road Impact Fee District: **5**

Municipalities: **Palmetto Bay / Pinecrest / Unincorporated Miami-Dade County**

MPO Project Num.	Facility/Project Name		Bicycle	Type of Work	Project Cost (\$000s)	Prior Years' Funding (\$000s)												
	From/Location	To/Location	Length (miles)															
Agency Project Num.	Detailed Project Description				L RTP Ref													
	Status	Remarks																
PW000842	SW 162 Avenue			Resurfacing	1,100	1,100	Activity /Phase	Funding (in \$000s)										
	SW 72 Street	SW 42 Street																
000842	Resurfacing. Prior Years' Funding as follows: \$1,100,000 for CST.							NA	Proposed					Tentative Three Year Program				
PW000843	Mast Arm Upgrades			Mast arm upgrades			Activity /Phase	Funding (in \$000s)										
000843	Mast arm upgrades							5-5	Proposed					Tentative Three Year Program				
							PE/CST											

BOND - Capital Asset Acquisition Special Obligation Bonds
B.R. - Repayment of Capital Asset Acquisition Special Obligation Bonds
CIGP - County Incentive Grant Program
L RTP - Subject to Long Range Plan Amendment


PE Preliminary Engineering
CST Construction
CEI Construction Engineering Inspection
COMB Combined Funding in Prior Years

Totals reflect expenditures based on latest budgetary information of anticipated revenues, and may differ from actual amounts received.

MIAMI-DADE METROPOLITAN PLANNING ORGANIZATION
TRANSPORTATION IMPROVEMENT PROGRAM
ROAD IMPACT FEES (RIF)

Road Impact Fee District: **5**

Municipalities: **Palmetto Bay / Pinecrest / Unincorporated Miami-Dade County**

MPO Project Num.	Facility/Project Name		Bicycle	Type of Work	Project Cost (\$000s)	Prior Years' Funding (\$000s)	
	From/Location	To/Location	Length (miles)				
Agency Project Num.	Detailed Project Description				L RTP Ref		
	Status	Remarks					

PW000844	ATMS		ATMS							
000844	ATMS									
			5-5							
							PE/CST	500	500	500

PW000054	Engineering Administration		Administration							
54	Engineering administration									
	PUBLIC WORKS									
			5-5							
								1,016	498	456

BOND - Capital Asset Acquisition Special Obligation Bonds
B.R. - Repayment of Capital Asset Acquisition Special Obligation Bonds
CIGP - County Incentive Grant Program
L RTP - Subject to Long Range Plan Amendment

PE Preliminary Engineering
CST Construction
CEI Construction Engineering Inspection
COMB Combined Funding in Prior Years


Totals reflect expenditures based on latest budgetary information of anticipated revenues, and may differ from actual amounts received.

**MIAMI-DADE METROPOLITAN PLANNING ORGANIZATION
TRANSPORTATION IMPROVEMENT PROGRAM
ROAD IMPACT FEES (RIF)**

Road Impact Fee District:

5

Municipalities: *Palmetto Bay / Pinecrest / Unincorporated Miami-Dade County*

MPO Project Num.	Facility/Project Name		Bicycle	Type of Work	Project Cost (\$000s)	Prior Years' Funding (\$000s)	
	From/Location	To/Location	Length (miles)				
Agency Project Num.	Detailed Project Description				L RTP Ref		
	Status	Remarks					

PW000055	Resurfacing			Paving, widening, drainage, striping			Activity /Phase	Funding (in \$000s)				
55	Paving, widening, drainage, striping of various locations. Additional funding to supplement corridors within the Federal Stimulus Plan.											
	PUBLIC WORKS							5-5				
						PE	201	147	153	235	235	
						CEI	301	247	253	335	335	
						CST	2,607	2,179	2,222	2,880	2,880	

PW000056	T.O.P.I.C.S.			Intersection improvements: T.O.P.I.C.S.			Activity /Phase	Funding (in \$000s)						
56	Intersection improvements at various locations including (but not limited to): SW 137 Ave & Country Walk Drive (Design compl); SW 102 Ave (Fairway Heights Blvd) & SW 152 St (Under design); SW 137 Ave & SW 152 St (Design compl).									Proposed		Tentative Three Year Program		
	PUBLIC WORKS									2015 - 2016	2016 - 2017	2017 - 2018	2018 - 2019	2019 - 2020
			5-5											
							PE	201	147	153	235	235		
							CEI	201	147	153	235	235		
							CST	1,608	1,179	1,222	1,880	1,880		

BOND - Capital Asset Acquisition Special Obligation Bonds
B.R. - Repayment of Capital Asset Acquisition Special Obligation Bonds
CIGP - County Incentive Grant Program
L RTP - Subject to Long Range Plan Amendment


PE Preliminary Engineering
CST Construction
CEI Construction Engineering Inspection
COMB Combined Funding in Prior Years

Totals reflect expenditures based on latest budgetary information of anticipated revenues, and may differ from actual amounts received.

**MIAMI-DADE METROPOLITAN PLANNING ORGANIZATION
TRANSPORTATION IMPROVEMENT PROGRAM
ROAD IMPACT FEES (RIF)**

Road Impact Fee District: 5

Municipalities: Palmetto Bay / Pinecrest / Unincorporated Miami-Dade County

MPO Project Num.	Facility/Project Name		Bicycle	Type of Work	Project Cost (\$000s)	Prior Years' Funding (\$000s)	
	From/Location	To/Location	Length (miles)				
Agency Project Num.	Detailed Project Description				LRTP Ref		
	Status	Remarks					

PW000057	Traffic Control Devices			Signalization			Activity /Phase								
57	Traffic control devices at various locations including (but not limited to): SW 79 Ave & SW 104 St (Design compl).										Funding (in \$000s)				
	PUBLIC WORKS										Proposed		Tentative Three Year Program		
				5-5							2015 - 2016	2016 - 2017	2017 - 2018	2018 - 2019	2019 - 2020
							PE	201	147	153	235	235			
							CEI	201	147	153	235	235			
							CST	1,608	1,179	1,222	1,880	1,880			

PW000512	Right-of-Way		Right-of-Way acquisition for construction projects			330	Activity /Phase	Funding (in \$000s)						
512	Right-of-Way acquisition for construction projects. Documenting, securing and preserving public rights-of-way.									Proposed		Tentative Three Year Program		
	PUBLIC WORKS									2015 - 2016	2016 - 2017	2017 - 2018	2018 - 2019	2019 - 2020
				5-5			R/W	20	20	20	20	20		

BOND - Capital Asset Acquisition Special Obligation Bonds
B.R. - Repayment of Capital Asset Acquisition Special Obligation Bonds
CIGP - County Incentive Grant Program
LRTP - Subject to Long Range Plan Amendment


PE Preliminary Engineering
CST Construction
CEI Construction Engineering Inspection
COMB Combined Funding in Prior Years

Totals reflect expenditures based on latest budgetary information of anticipated revenues, and may differ from actual amounts received.

MIAMI-DADE METROPOLITAN PLANNING ORGANIZATION
TRANSPORTATION IMPROVEMENT PROGRAM
ROAD IMPACT FEES (RIF)

Road Impact Fee District: **5**

Municipalities: **Palmetto Bay / Pinecrest / Unincorporated Miami-Dade County**

MPO Project Num.	Facility/Project Name		Bicycle	Type of Work	Project Cost (\$000s)	Prior Years' Funding (\$000s)	
	From/Location	To/Location	Length (miles)				
Agency Project Num.	Detailed Project Description				L RTP Ref		
	Status	Remarks					

Yearly Totals	20,312	9,960	9,128	9,126	9,126
5 Year TIP Total					57,652

BOND - Capital Asset Acquisition Special Obligation Bonds
B.R. - Repayment of Capital Asset Acquisition Special Obligation Bonds
CIGP - County Incentive Grant Program
L RTP - Subject to Long Range Plan Amendment


PE Preliminary Engineering
CST Construction
CEI Construction Engineering Inspection
COMB Combined Funding in Prior Years

Totals reflect expenditures based on latest budgetary information of anticipated revenues, and may differ from actual amounts received.

MIAMI-DADE METROPOLITAN PLANNING ORGANIZATION
TRANSPORTATION IMPROVEMENT PROGRAM
ROAD IMPACT FEES (RIF)

Road Impact Fee District: **6**

Municipalities: **Homestead / Florida City / Cutler Bay / Unincorporated Miami-Dade County**

MPO Project Num.	Facility/Project Name		Bicycle	Type of Work	Project Cost (\$000s)	Prior Years' Funding (\$000s)	
	From/Location	To/Location	Length (miles)				
Agency Project Num.	Detailed Project Description				L RTP Ref		
	Status	Remarks					

PW000722	SW 216 Street		Bike Lane	Drainage improvements design	80	80	Activity /Phase	Funding (in \$000s)				
	SW 127 Avenue	HEFT	2									
722	Drainage improvements design. Prior Years' Funding as follows: \$80,000 for PE.				80	80	Activity /Phase	Proposed		Tentative Three Year Program		
	PUBLIC WORKS							2015 - 2016	2016 - 2017	2017 - 2018	2018 - 2019	2019 - 2020
	Under design		Additional funding in PTP District 9									
								0	0	0	0	0

PW0000215	SW 264 Street		Bike Lane	New 2 lane road with center turn lane	1,975	1,975	Activity /Phase	Funding (in \$000s)				
	SW 147 Avenue	US1	0.2									
215	New 2 lane road with center turn lane. Prior Years' Funding as follows: \$105,000 for PE, \$1,870,000 for CST.				1,975	1,975	Activity /Phase	Proposed		Tentative Three Year Program		
	PUBLIC WORKS							2015 - 2016	2016 - 2017	2017 - 2018	2018 - 2019	2019 - 2020
	Under design			NA								
								0	0	0	0	0

BOND - Capital Asset Acquisition Special Obligation Bonds
B.R. - Repayment of Capital Asset Acquisition Special Obligation Bonds
CIGP - County Incentive Grant Program
L RTP - Subject to Long Range Plan Amendment

PE Preliminary Engineering
CST Construction
CEI Construction Engineering Inspection
COMB Combined Funding in Prior Years


Totals reflect expenditures based on latest budgetary information of anticipated revenues, and may differ from actual amounts received.

MIAMI-DADE METROPOLITAN PLANNING ORGANIZATION
TRANSPORTATION IMPROVEMENT PROGRAM
ROAD IMPACT FEES (RIF)

Road Impact Fee District:

6

Municipalities: Homestead / Florida City / Cutler Bay / Unincorporated Miami-Dade County

MPO Project Num.	Facility/Project Name		Bicycle	Type of Work	Project Cost (\$000s)	Prior Years' Funding (\$000s)	
	From/Location	To/Location	Length (miles)				
Agency Project Num.	Detailed Project Description				L RTP Ref		
	Status	Remarks					

PW0000149	SW 268 Street		Bike Lane	Continuous left turn lane along SW 268 Street.								
	US-1	SW 112 Avenue										
149	Continuous left turn lane along SW 268 Street. Prior Years' Funding as follows: \$1,411,000 for PE, \$1,310,000 for CST.				13,995	2,721	Activity /Phase	Funding (in \$000s)				
	PUBLIC WORKS							Proposed		Tentative Three Year Program		
	Under design			6-48				2015 - 2016	2016 - 2017	2017 - 2018	2018 - 2019	2019 - 2020
							CST	3,000	3,000	2,740	2,534	0

PW000723	SW 328 Street		Bike Lane	Roadway improvements	6,342	675	Activity /Phase	Funding (in \$000s)						
	SW 187 Avenue	US1	1.15											
723	Roadway improvements. Prior Years' Funding as follows: \$675,000 for PE.							5-5	CST	Proposed		Tentative Three Year Program		
	PUBLIC WORKS									2015 - 2016	2016 - 2017	2017 - 2018	2018 - 2019	2019 - 2020
	Under design													
							0	0	1,000	1,000	3,667			

BOND - Capital Asset Acquisition Special Obligation Bonds
B.R. - Repayment of Capital Asset Acquisition Special Obligation Bonds
CIGP - County Incentive Grant Program
L RTP - Subject to Long Range Plan Amendment

PE Preliminary Engineering
CST Construction
CEI Construction Engineering Inspection
COMB Combined Funding in Prior Years


Totals reflect expenditures based on latest budgetary information of anticipated revenues, and may differ from actual amounts received.

MIAMI-DADE METROPOLITAN PLANNING ORGANIZATION
TRANSPORTATION IMPROVEMENT PROGRAM
ROAD IMPACT FEES (RIF)

Road Impact Fee District:

6

Municipalities: Homestead / Florida City / Cutler Bay / Unincorporated Miami-Dade County

MPO Project Num.	Facility/Project Name		Bicycle	Type of Work	Project Cost (\$000s)	Prior Years' Funding (\$000s)	
	From/Location	To/Location	Length (miles)				
Agency Project Num.	Detailed Project Description				L RTP Ref		
	Status	Remarks					

PW671605	SW 328 Street		Wide Curb Lane	Widening: to 4 lanes									
	US1	SW 162 Avenue											1.4
671605	Widen to 4 lanes. Prior Years' Funding as follows: \$965,000 for PE, \$6,085,000 for CST.				11,519	7,050	Activity /Phase	Funding (in \$000s)					
	PUBLIC WORKS							Proposed		Tentative Three Year Program			
	Design completed							6-14	2015 - 2016	2016 - 2017	2017 - 2018	2018 - 2019	2019 - 2020
							CST	4,469	0	0	0	0	0

PW000738	SW 112 Avenue and SW 236 Street			Traffic signal	200	200	Activity /Phase	Funding (in \$000s)							
738	Traffic signal. Prior Years' Funding as follows: \$200,000 for CST.							200	200	Activity /Phase	Proposed		Tentative Three Year Program		
	PUBLIC WORKS										2015 - 2016	2016 - 2017	2017 - 2018	2018 - 2019	2019 - 2020
	Construction completed				NA										
								0	0	0	0	0			

BOND - Capital Asset Acquisition Special Obligation Bonds
B.R. - Repayment of Capital Asset Acquisition Special Obligation Bonds
CIGP - County Incentive Grant Program
L RTP - Subject to Long Range Plan Amendment

PE Preliminary Engineering
CST Construction
CEI Construction Engineering Inspection
COMB Combined Funding in Prior Years


Totals reflect expenditures based on latest budgetary information of anticipated revenues, and may differ from actual amounts received.

MIAMI-DADE METROPOLITAN PLANNING ORGANIZATION
TRANSPORTATION IMPROVEMENT PROGRAM
ROAD IMPACT FEES (RIF)

Road Impact Fee District:

6

Municipalities: Homestead / Florida City / Cutler Bay / Unincorporated Miami-Dade County

MPO Project Num.	Facility/Project Name		Bicycle	Type of Work	Project Cost (\$000s)	Prior Years' Funding (\$000s)	
	From/Location	To/Location	Length (miles)				
Agency Project Num.	Detailed Project Description				LRTP Ref		
	Status	Remarks					

PW000785	SW 152 Avenue and Pacific Boulevard		Traffic signal	220	220	Activity /Phase						
785	Traffic signal. Prior Years' Funding: \$33,000 for PE, \$187,000 for CST.						NA	Funding (in \$000s)				
								Proposed		Tentative Three Year Program		
	Under construction				2015 - 2016	2016 - 2017	2017 - 2018	2018 - 2019	2019 - 2020			
						0	0	0	0	0		

PW000780	SW 328 Street and SW 137 Avenue		Traffic signal	200	200	Activity /Phase								
780	Traffic signal. Prior Year's Funding as follows: \$30,000 for PE, \$170,000 for CST.									Funding (in \$000s)				
										Proposed		Tentative Three Year Program		
	Construction completed		NA				2015 - 2016	2016 - 2017	2017 - 2018	2018 - 2019	2019 - 2020			
							0	0	0	0	0			

BOND - Capital Asset Acquisition Special Obligation Bonds
B.R. - Repayment of Capital Asset Acquisition Special Obligation Bonds
CIGP - County Incentive Grant Program
LRTP - Subject to Long Range Plan Amendment


PE Preliminary Engineering
CST Construction
CEI Construction Engineering Inspection
COMB Combined Funding in Prior Years

Totals reflect expenditures based on latest budgetary information of anticipated revenues, and may differ from actual amounts received.

MIAMI-DADE METROPOLITAN PLANNING ORGANIZATION
TRANSPORTATION IMPROVEMENT PROGRAM
ROAD IMPACT FEES (RIF)

Road Impact Fee District: **6**

Municipalities: **Homestead / Florida City / Cutler Bay / Unincorporated Miami-Dade County**

MPO Project Num.	Facility/Project Name		Bicycle	Type of Work	Project Cost (\$000s)	Prior Years' Funding (\$000s)	
	From/Location	To/Location	Length (miles)				
Agency Project Num.	Detailed Project Description				L RTP Ref		
	Status	Remarks					

PW000803	Marlin Road			Resurfacing	75	75	Activity /Phase	Funding (in \$000s)				
	SW 186 Street	US-1										
000803	Resurfacing. Prior Years' Funding as follows: \$75,000 for CST.				75	75	Activity /Phase	Proposed		Tentative Three Year Program		
				2015 - 2016				2016 - 2017	2017 - 2018	2018 - 2019	2019 - 2020	
	Construction completed			NA								
								0	0	0	0	0

PW000804	SW 216 Street and SW 92 Avenue			Traffic circle	300	200	Activity /Phase								
000804	Traffic circle. Prior Years' Funding as follows: \$200,000 for CST.										Funding (in \$000s)				
											Proposed		Tentative Three Year Program		
			Additional funding by others.		NA				2015 - 2016	2016 - 2017	2017 - 2018	2018 - 2019	2019 - 2020		
								0	0	0	0	0			

BOND - Capital Asset Acquisition Special Obligation Bonds
B.R. - Repayment of Capital Asset Acquisition Special Obligation Bonds
CIGP - County Incentive Grant Program
L RTP - Subject to Long Range Plan Amendment

PE Preliminary Engineering
CST Construction
CEI Construction Engineering Inspection
COMB Combined Funding in Prior Years


Totals reflect expenditures based on latest budgetary information of anticipated revenues, and may differ from actual amounts received.

MIAMI-DADE METROPOLITAN PLANNING ORGANIZATION
TRANSPORTATION IMPROVEMENT PROGRAM
ROAD IMPACT FEES (RIF)

Road Impact Fee District:

6

Municipalities: Homestead / Florida City / Cutler Bay / Unincorporated Miami-Dade County

MPO Project Num.	Facility/Project Name		Bicycle	Type of Work	Project Cost (\$000s)	Prior Years' Funding (\$000s)	
	From/Location	To/Location	Length (miles)				
Agency Project Num.	Detailed Project Description				L RTP Ref		
	Status	Remarks					

PW000724	Mast Arm Upgrades			Mast arm upgrades	1,427	1,427	Activity /Phase	Funding (in \$000s)				
724	Mast arm upgrades							Proposed		Tentative Three Year Program		
	PUBLIC WORKS							2015 - 2016	2016 - 2017	2017 - 2018	2018 - 2019	2019 - 2020
				NA				0	0	0	0	0

PW000805	ATMS			ATMS			Activity /Phase	Funding (in \$000s)				
000805	ATMS							Proposed		Tentative Three Year Program		
								2015 - 2016	2016 - 2017	2017 - 2018	2018 - 2019	2019 - 2020
				5-5				500	500	500	500	500

BOND - Capital Asset Acquisition Special Obligation Bonds
B.R. - Repayment of Capital Asset Acquisition Special Obligation Bonds
CIGP - County Incentive Grant Program
L RTP - Subject to Long Range Plan Amendment


PE Preliminary Engineering
CST Construction
CEI Construction Engineering Inspection
COMB Combined Funding in Prior Years

Totals reflect expenditures based on latest budgetary information of anticipated revenues, and may differ from actual amounts received.

MIAMI-DADE METROPOLITAN PLANNING ORGANIZATION
TRANSPORTATION IMPROVEMENT PROGRAM
ROAD IMPACT FEES (RIF)

Road Impact Fee District: **6**

Municipalities: **Homestead / Florida City / Cutler Bay / Unincorporated Miami-Dade County**

MPO Project Num.	Facility/Project Name		Bicycle	Type of Work	Project Cost (\$000s)	Prior Years' Funding (\$000s)	
	From/Location	To/Location	Length (miles)				
Agency Project Num.	Detailed Project Description				L RTP Ref		
	Status	Remarks					

PW000059	Engineering Administration		Administration				Activity /Phase									
59	Engineering administration											Funding (in \$000s)				
	PUBLIC WORKS											Proposed		Tentative Three Year Program		
			5-5					2015 - 2016	2016 - 2017	2017 - 2018	2018 - 2019	2019 - 2020				
								548	270	247	247	247				

PW000060	Resurfacing		Paving, widening, drainage, striping			Activity /Phase	Funding (in \$000s)							
60	Paving, widening, drainage, striping of various locations. Additional funding to supplement corridors within the Federal Stimulus Plan.									Proposed		Tentative Three Year Program		
	PUBLIC WORKS									2015 - 2016	2016 - 2017	2017 - 2018	2018 - 2019	2019 - 2020
			5-5											
						PE	81	53	14	21	1			
						CEI	81	53	14	21	1			
						CST	645	427	115	170	13			

BOND - Capital Asset Acquisition Special Obligation Bonds
B.R. - Repayment of Capital Asset Acquisition Special Obligation Bonds
CIGP - County Incentive Grant Program
L RTP - Subject to Long Range Plan Amendment

PE Preliminary Engineering
CST Construction
CEI Construction Engineering Inspection
COMB Combined Funding in Prior Years


Totals reflect expenditures based on latest budgetary information of anticipated revenues, and may differ from actual amounts received.

MIAMI-DADE METROPOLITAN PLANNING ORGANIZATION
TRANSPORTATION IMPROVEMENT PROGRAM
ROAD IMPACT FEES (RIF)

Road Impact Fee District:

6

Municipalities: Homestead / Florida City / Cutler Bay / Unincorporated Miami-Dade County

MPO Project Num.	Facility/Project Name		Bicycle	Type of Work	Project Cost (\$000s)	Prior Years' Funding (\$000s)	
	From/Location	To/Location	Length (miles)				
Agency Project Num.	Detailed Project Description				L RTP Ref		
	Status	Remarks					

PW000061	T.O.P.I.C.S.			Intersection improvements: T.O.P.I.C.S.			Activity /Phase					
	Various Locations											
61	Intersection improvements at various locations including (but not limited to): SW 304 St (Bridge) from SW 159 Terr to SW 158 Terr (Feasibility Study)							Funding (in \$000s)				
	PUBLIC WORKS							Proposed		Tentative Three Year Program		
					5-5	2015 - 2016	2016 - 2017	2017 - 2018	2018 - 2019	2019 - 2020		
						PE	81	53	14	21	17	
						CEI	81	53	14	21	17	
						CST	645	427	115	170	134	

PW000062	Traffic Control Devices			Signalization			Activity /Phase	Funding (in \$000s)						
62	Traffic control devices at various locations									Proposed		Tentative Three Year Program		
	PUBLIC WORKS								2015 - 2016	2016 - 2017	2017 - 2018	2018 - 2019	2019 - 2020	
			5-5											
								PE	81	53	14	21	17	
						CEI	81	53	14	21	17			
						CST	644	427	115	170	134			

BOND - Capital Asset Acquisition Special Obligation Bonds
B.R. - Repayment of Capital Asset Acquisition Special Obligation Bonds
CIGP - County Incentive Grant Program
L RTP - Subject to Long Range Plan Amendment

PE Preliminary Engineering
CST Construction
CEI Construction Engineering Inspection
COMB Combined Funding in Prior Years


Totals reflect expenditures based on latest budgetary information of anticipated revenues, and may differ from actual amounts received.

MIAMI-DADE METROPOLITAN PLANNING ORGANIZATION
TRANSPORTATION IMPROVEMENT PROGRAM
ROAD IMPACT FEES (RIF)

Road Impact Fee District:

6

Municipalities: Homestead / Florida City / Cutler Bay / Unincorporated Miami-Dade County

MPO Project Num.	Facility/Project Name		Bicycle	Type of Work	Project Cost (\$000s)	Prior Years' Funding (\$000s)	
	From/Location	To/Location	Length (miles)				
Agency Project Num.	Detailed Project Description				L RTP Ref		
	Status	Remarks					

PW000516	Right-of-Way			Right-of-Way acquisition for construction projects	3,586	3,566	Activity /Phase	Funding (in \$000s)							
516	Right-of-Way acquisition for construction projects. Documenting, securing and preserving public rights-of-way.										Proposed		Tentative Three Year Program		
	PUBLIC WORKS										2015 - 2016	2016 - 2017	2017 - 2018	2018 - 2019	2019 - 2020
								5-5							
							R/W	20	20	20	20	20			

Yearly Totals	10,957	5,389	4,936	4,937	4,938
5 Year TIP Total				31,157	

BOND - Capital Asset Acquisition Special Obligation Bonds
B.R. - Repayment of Capital Asset Acquisition Special Obligation Bonds
CIGP - County Incentive Grant Program
L RTP - Subject to Long Range Plan Amendment


PE Preliminary Engineering
CST Construction
CEI Construction Engineering Inspection
COMB Combined Funding in Prior Years

Totals reflect expenditures based on latest budgetary information of anticipated revenues, and may differ from actual amounts received.

MIAMI-DADE METROPOLITAN PLANNING ORGANIZATION
TRANSPORTATION IMPROVEMENT PROGRAM
ROAD IMPACT FEES (RIF)

Road Impact Fee District: **7**

Municipalities: **Coral Gables / Unincorporated Miami-Dade County**

MPO Project Num.	Facility/Project Name		Bicycle	Type of Work	Project Cost (\$000s)	Prior Years' Funding (\$000s)	
	From/Location	To/Location	Length (miles)				
Agency Project Num.	Detailed Project Description				L RTP Ref		
	Status	Remarks					

PW000705	Ponce de Leon Boulevard			4 to 4 lanes with left turn bays								
	Salamanca Avenue	Antiquera Avenue	0.39									
705	4 to 4 lanes with left turn bays. Prior Years' Funding as follows: \$110,000 for PE, \$1,380,000 for CST.				1,490	1,490	Activity /Phase	Funding (in \$000s)				
	PUBLIC WORKS							Proposed		Tentative Three Year Program		
	Under design			NA				2015 - 2016	2016 - 2017	2017 - 2018	2018 - 2019	2019 - 2020
								0	0	0	0	

PW000644	Cocoplum Circle			Intersection improvement	392	392	Activity /Phase								
644	Intersection improvement. Prior Years' Funding as follows: \$59,000 for PE, \$333,000 for CST.										Funding (in \$000s)				
	PUBLIC WORKS										Proposed		Tentative Three Year Program		
	Under design			NA							2015 - 2016	2016 - 2017	2017 - 2018	2018 - 2019	2019 - 2020
										0	0	0	0	0	

BOND - Capital Asset Acquisition Special Obligation Bonds
B.R. - Repayment of Capital Asset Acquisition Special Obligation Bonds
CIGP - County Incentive Grant Program
L RTP - Subject to Long Range Plan Amendment


PE Preliminary Engineering
CST Construction
CEI Construction Engineering Inspection
COMB Combined Funding in Prior Years

Totals reflect expenditures based on latest budgetary information of anticipated revenues, and may differ from actual amounts received.

MIAMI-DADE METROPOLITAN PLANNING ORGANIZATION
TRANSPORTATION IMPROVEMENT PROGRAM
ROAD IMPACT FEES (RIF)

Road Impact Fee District: **7**

Municipalities: **Coral Gables / Unincorporated Miami-Dade County**

MPO Project Num.	Facility/Project Name		Bicycle	Type of Work	Project Cost (\$000s)	Prior Years' Funding (\$000s)	
	From/Location	To/Location	Length (miles)				
Agency Project Num.	Detailed Project Description				L RTP Ref		
	Status	Remarks					

PW000525	Coral Way and Anderson Road			Roundabout	200	200	Activity /Phase								
525	Roundabout. Prior Years' Funding as follows: \$200,000 for CST.										Funding (in \$000s)				
	PUBLIC WORKS										Proposed		Tentative Three Year Program		
		Design by City of Coral Gables			NA				2015 - 2016	2016 - 2017	2017 - 2018	2018 - 2019	2019 - 2020		
								0	0	0	0	0			

PW0000179	De Soto Fountain		Roundabout @ intersection of Granada Blvd, De Soto Blvd, Sevilla Ave	200	200	Activity /Phase	Funding (in \$000s)							
179	Roundabout. Prior Years' Funding as follows: \$200,000 for CST.									Proposed		Tentative Three Year Program		
	PUBLIC WORKS									2015 - 2016	2016 - 2017	2017 - 2018	2018 - 2019	2019 - 2020
		Design by City of Coral Gables	NA				0	0	0	0	0			

BOND - Capital Asset Acquisition Special Obligation Bonds
B.R. - Repayment of Capital Asset Acquisition Special Obligation Bonds
CIGP - County Incentive Grant Program
L RTP - Subject to Long Range Plan Amendment


PE Preliminary Engineering
CST Construction
CEI Construction Engineering Inspection
COMB Combined Funding in Prior Years

Totals reflect expenditures based on latest budgetary information of anticipated revenues, and may differ from actual amounts received.

MIAMI-DADE METROPOLITAN PLANNING ORGANIZATION
TRANSPORTATION IMPROVEMENT PROGRAM
ROAD IMPACT FEES (RIF)

Road Impact Fee District: **7**

Municipalities: **Coral Gables / Unincorporated Miami-Dade County**

MPO Project Num.	Facility/Project Name		Bicycle	Type of Work	Project Cost (\$000s)	Prior Years' Funding (\$000s)	
	From/Location	To/Location	Length (miles)				
Agency Project Num.	Detailed Project Description				L RTP Ref		
	Status	Remarks					

PW000750	Alhambra Plaza and Galiano Street		Traffic signal improvements		82	82	Activity /Phase	Funding (in \$000s)							
750	Traffic signal improvements. Prior Years' Funding as follows: \$10,000 for PE, \$72,000 for CST.										Proposed		Tentative Three Year Program		
	PUBLIC WORKS										2015 - 2016	2016 - 2017	2017 - 2018	2018 - 2019	2019 - 2020
	Construction completed		NA							0	0	0	0	0	

PW000801	Mast Arm Upgrades		Mast Arm Upgrades				Activity /Phase	Funding (in \$000s)				
000801	Mast arm upgrades							Proposed		Tentative Three Year Program		
								2015 - 2016	2016 - 2017	2017 - 2018	2018 - 2019	2019 - 2020
			5-5			PE/CST	1,062	797	0	0	0	

BOND - Capital Asset Acquisition Special Obligation Bonds
B.R. - Repayment of Capital Asset Acquisition Special Obligation Bonds
CIGP - County Incentive Grant Program
L RTP - Subject to Long Range Plan Amendment


PE Preliminary Engineering
CST Construction
CEI Construction Engineering Inspection
COMB Combined Funding in Prior Years

Totals reflect expenditures based on latest budgetary information of anticipated revenues, and may differ from actual amounts received.

MIAMI-DADE METROPOLITAN PLANNING ORGANIZATION
TRANSPORTATION IMPROVEMENT PROGRAM
ROAD IMPACT FEES (RIF)

Road Impact Fee District: **7**

Municipalities: **Coral Gables / Unincorporated Miami-Dade County**

MPO Project Num.	Facility/Project Name		Bicycle	Type of Work	Project Cost (\$000s)	Prior Years' Funding (\$000s)	
	From/Location	To/Location	Length (miles)				
Agency Project Num.	Detailed Project Description				L RTP Ref		
	Status	Remarks					

PW000802	ATMS		ATMS							
000802	ATMS									
			5-5							
							PE/CST	500	500	500

PW000080	Engineering Administration		Administration							
80	Engineering administration									
	PUBLIC WORKS		5-5							
								611	232	214

BOND - Capital Asset Acquisition Special Obligation Bonds
B.R. - Repayment of Capital Asset Acquisition Special Obligation Bonds
CIGP - County Incentive Grant Program
L RTP - Subject to Long Range Plan Amendment


PE Preliminary Engineering
CST Construction
CEI Construction Engineering Inspection
COMB Combined Funding in Prior Years

Totals reflect expenditures based on latest budgetary information of anticipated revenues, and may differ from actual amounts received.

MIAMI-DADE METROPOLITAN PLANNING ORGANIZATION
TRANSPORTATION IMPROVEMENT PROGRAM
ROAD IMPACT FEES (RIF)

Road Impact Fee District: **7**

Municipalities: **Coral Gables / Unincorporated Miami-Dade County**

MPO Project Num.	Facility/Project Name		Bicycle	Type of Work	Project Cost (\$000s)	Prior Years' Funding (\$000s)	
	From/Location	To/Location	Length (miles)				
Agency Project Num.	Detailed Project Description				L RTP Ref		
	Status	Remarks					

PW000081	Resurfacing			Paving, widening, drainage, striping			Activity /Phase								
81	Paving, widening, drainage, striping at various locations. Additional funding to supplement corridors within the Federal Stimulus Plan.										Funding (in \$000s)				
	PUBLIC WORKS										Proposed		Tentative Three Year Program		
				5-5	2015 - 2016	2016 - 2017	2017 - 2018				2018 - 2019	2019 - 2020			
							PE	334	103	118	118	118			
							CEI	334	103	118	118	118			
							CST	2,674	823	948	948	948			

PW000082	T.O.P.I.C.S.		Intersection improvements: T.O.P.I.C.S.								
82	Intersection improvements at various locations.					Activity /Phase	Funding (in \$000s)				
	PUBLIC WORKS						Proposed		Tentative Three Year Program		
			5-5				2015 - 2016	2016 - 2017	2017 - 2018	2018 - 2019	2019 - 2020
						PE	334	103	118	118	118
						CEI	334	103	118	118	118
						CST	2,674	823	948	948	948

BOND - Capital Asset Acquisition Special Obligation Bonds
B.R. - Repayment of Capital Asset Acquisition Special Obligation Bonds
CIGP - County Incentive Grant Program
L RTP - Subject to Long Range Plan Amendment


PE Preliminary Engineering
CST Construction
CEI Construction Engineering Inspection
COMB Combined Funding in Prior Years

Totals reflect expenditures based on latest budgetary information of anticipated revenues, and may differ from actual amounts received.

**MIAMI-DADE METROPOLITAN PLANNING ORGANIZATION
TRANSPORTATION IMPROVEMENT PROGRAM
ROAD IMPACT FEES (RIF)**

Road Impact Fee District: 7

Municipalities: Coral Gables / Unincorporated Miami-Dade County

MPO Project Num.	Facility/Project Name		Bicycle	Type of Work	Project Cost (\$000s)	Prior Years' Funding (\$000s)	
	From/Location	To/Location	Length (miles)				
Agency Project Num.	Detailed Project Description				LRTP Ref		
	Status	Remarks					

PW000083	Traffic Control Devices			Signalization				Funding (in \$000s)				
83	Traffic control devices at various locations including (but not limited to): Granada Blvd & Anastasia Ave; Giralda Ave & Douglas Rd; Old Cutler Rd & SW 105 St (Signal upgrades completed, improvements to bicycle/pedestrian path pending); Old Cutler & Davis Rd; SW 37 Ave & SW 28 St (Design complete)						Activity /Phase	Proposed				
	PUBLIC WORKS				5-5			2015 - 2016	2016 - 2017	2017 - 2018	2018 - 2019	2019 - 2020
							PE	334	103	118	118	118
							CEI	334	103	118	118	118
							CST	2,674	823	948	948	948

PW000519	Right-of-Way			Right-of-Way acquisition for construction projects				Funding (in \$000s)				
519	Right-of-Way acquisition for construction projects. Documenting, securing and preserving public rights-of-way.						Activity /Phase	Proposed				
	PUBLIC WORKS				5-5			2015 - 2016	2016 - 2017	2017 - 2018	2018 - 2019	2019 - 2020
							R/W	20	20	20	20	20

BOND - Capital Asset Acquisition Special Obligation Bonds
B.R. - Repayment of Capital Asset Acquisition Special Obligation Bonds
CIGP - County Incentive Grant Program
LRTP - Subject to Long Range Plan Amendment


PE Preliminary Engineering
CST Construction
CEI Construction Engineering Inspection
COMB Combined Funding in Prior Years

Totals reflect expenditures based on latest budgetary information of anticipated revenues, and may differ from actual amounts received.

MIAMI-DADE METROPOLITAN PLANNING ORGANIZATION
TRANSPORTATION IMPROVEMENT PROGRAM
ROAD IMPACT FEES (RIF)

Road Impact Fee District: **7**

Municipalities: **Coral Gables / Unincorporated Miami-Dade County**

MPO Project Num.	Facility/Project Name		Bicycle	Type of Work	Project Cost (\$000s)	Prior Years' Funding (\$000s)	
	From/Location	To/Location	Length (miles)				
Agency Project Num.	Detailed Project Description				L RTP Ref		
	Status	Remarks					

Yearly Totals	12,219	4,636	4,286	4,286	4,286
5 Year TIP Total					29,713

BOND - Capital Asset Acquisition Special Obligation Bonds
B.R. - Repayment of Capital Asset Acquisition Special Obligation Bonds
CIGP - County Incentive Grant Program
L RTP - Subject to Long Range Plan Amendment


PE Preliminary Engineering
CST Construction
CEI Construction Engineering Inspection
COMB Combined Funding in Prior Years

Totals reflect expenditures based on latest budgetary information of anticipated revenues, and may differ from actual amounts received.

MIAMI-DADE METROPOLITAN PLANNING ORGANIZATION
TRANSPORTATION IMPROVEMENT PROGRAM
ROAD IMPACT FEES (RIF)

Road Impact Fee District: **8**

Municipalities: **Miami Beach / Unincorporated Miami-Dade County**

MPO Project Num.	Facility/Project Name		Bicycle	Type of Work	Project Cost (\$000s)	Prior Years' Funding (\$000s)	
	From/Location	To/Location	Length (miles)				
Agency Project Num.	Detailed Project Description				L RTP Ref		
	Status	Remarks					

PW000716	Venetian Causeway Bridges			Study	2,783	50	Activity /Phase								
716	Prior Years' Funding as follows: \$50,000 for PE.										Funding (in \$000s)				
	PUBLIC WORKS										Proposed		Tentative Three Year Program		
			PD&E Study by FDOT. Additional funding by Causeways and FDOT.		NA				2015 - 2016	2016 - 2017	2017 - 2018	2018 - 2019	2019 - 2020		
								0	0	0	0	0			

PW000726	West Avenue Bridge over the Collins Canal			Bridge	5,492	3,011	Activity /Phase								
726	Bridge. Prior Years' Funding as follows: \$3,011,000 for CST and R/W.										Funding (in \$000s)				
	PUBLIC WORKS										Proposed		Tentative Three Year Program		
			Additional funding by City of Miami Beach.		NA				2015 - 2016	2016 - 2017	2017 - 2018	2018 - 2019	2019 - 2020		
								0	0	0	0	0			

BOND - Capital Asset Acquisition Special Obligation Bonds
B.R. - Repayment of Capital Asset Acquisition Special Obligation Bonds
CIGP - County Incentive Grant Program
L RTP - Subject to Long Range Plan Amendment


PE Preliminary Engineering
CST Construction
CEI Construction Engineering Inspection
COMB Combined Funding in Prior Years

Totals reflect expenditures based on latest budgetary information of anticipated revenues, and may differ from actual amounts received.

MIAMI-DADE METROPOLITAN PLANNING ORGANIZATION
TRANSPORTATION IMPROVEMENT PROGRAM
ROAD IMPACT FEES (RIF)

Road Impact Fee District: **8**

Municipalities: **Miami Beach / Unincorporated Miami-Dade County**

MPO Project Num.	Facility/Project Name		Bicycle	Type of Work	Project Cost (\$000s)	Prior Years' Funding (\$000s)	
	From/Location	To/Location	Length (miles)				
Agency Project Num.	Detailed Project Description				L RTP Ref		
	Status	Remarks					

PW000781	Pine Tree Drive and W 30 Street			Intersection improvement	151	151	Activity /Phase	Funding (in \$000s)							
781	Intersection improvement. Prior Years' Funding as follows: \$23,000 for PE, \$128,000 for CST.										Proposed		Tentative Three Year Program		
	Under design							NA			2015 - 2016	2016 - 2017	2017 - 2018	2018 - 2019	2019 - 2020
								0	0	0	0	0			

PW000797	Pine Tree Drive and La Gorce Drive			Road reconstruction	1,842	1,842	Activity /Phase								
	51 Street	63 Street													
000797	Road reconstruction. Prior Years' Funding as follows: \$162,000 for PE, \$1,680,000 for CST.							1,842	1,842	Activity /Phase	Funding (in \$000s)				
				Proposed							Tentative Three Year Program				
	Under design			NA				2015 - 2016	2016 - 2017	2017 - 2018	2018 - 2019	2019 - 2020			
								0	0	0	0	0			

BOND - Capital Asset Acquisition Special Obligation Bonds
B.R. - Repayment of Capital Asset Acquisition Special Obligation Bonds
CIGP - County Incentive Grant Program
L RTP - Subject to Long Range Plan Amendment


PE Preliminary Engineering
CST Construction
CEI Construction Engineering Inspection
COMB Combined Funding in Prior Years

Totals reflect expenditures based on latest budgetary information of anticipated revenues, and may differ from actual amounts received.

MIAMI-DADE METROPOLITAN PLANNING ORGANIZATION
TRANSPORTATION IMPROVEMENT PROGRAM
ROAD IMPACT FEES (RIF)

Road Impact Fee District: **8**

Municipalities: **Miami Beach / Unincorporated Miami-Dade County**

MPO Project Num.	Facility/Project Name		Bicycle	Type of Work	Project Cost (\$000s)	Prior Years' Funding (\$000s)	
	From/Location	To/Location	Length (miles)				
Agency Project Num.	Detailed Project Description				L RTP Ref		
	Status	Remarks					

PW000798	Pine Tree Drive and La Gorce Drive		Traffic circle		286	286	Activity /Phase	Funding (in \$000s)							
000798	Traffic circle. Prior Years' Funding as follows: \$29,000 for PE, \$257,000 for CST.										Proposed		Tentative Three Year Program		
	Under design			NA							2015 - 2016	2016 - 2017	2017 - 2018	2018 - 2019	2019 - 2020
								0	0	0	0	0			

PW000799	Mast Arm Upgrades		Mast arm upgrades			Activity /Phase	Funding (in \$000s)						
000799	Mast arm upgrades						5-5	PE/CST	2015 - 2016	2016 - 2017	2017 - 2018	2018 - 2019	2019 - 2020

BOND - Capital Asset Acquisition Special Obligation Bonds
B.R. - Repayment of Capital Asset Acquisition Special Obligation Bonds
CIGP - County Incentive Grant Program
L RTP - Subject to Long Range Plan Amendment


PE Preliminary Engineering
CST Construction
CEI Construction Engineering Inspection
COMB Combined Funding in Prior Years

Totals reflect expenditures based on latest budgetary information of anticipated revenues, and may differ from actual amounts received.

MIAMI-DADE METROPOLITAN PLANNING ORGANIZATION
TRANSPORTATION IMPROVEMENT PROGRAM
ROAD IMPACT FEES (RIF)

Road Impact Fee District: **8**

Municipalities: **Miami Beach / Unincorporated Miami-Dade County**

MPO Project Num.	Facility/Project Name		Bicycle	Type of Work	Project Cost (\$000s)	Prior Years' Funding (\$000s)	
	From/Location	To/Location	Length (miles)				
Agency Project Num.	Detailed Project Description				L RTP Ref		
	Status	Remarks					

PW000800	ATMS		ATMS							
000800	ATMS									
			5-5							
							PE/CST	500	500	500

PW000084	Engineering Administration		Administration							
84	Engineering administration									
	PUBLIC WORKS		5-5							
								593	234	215

BOND - Capital Asset Acquisition Special Obligation Bonds
B.R. - Repayment of Capital Asset Acquisition Special Obligation Bonds
CIGP - County Incentive Grant Program
L RTP - Subject to Long Range Plan Amendment


PE Preliminary Engineering
CST Construction
CEI Construction Engineering Inspection
COMB Combined Funding in Prior Years

Totals reflect expenditures based on latest budgetary information of anticipated revenues, and may differ from actual amounts received.

MIAMI-DADE METROPOLITAN PLANNING ORGANIZATION
TRANSPORTATION IMPROVEMENT PROGRAM
ROAD IMPACT FEES (RIF)

Road Impact Fee District: **8**

Municipalities: **Miami Beach / Unincorporated Miami-Dade County**

MPO Project Num.	Facility/Project Name		Bicycle	Type of Work	Project Cost (\$000s)	Prior Years' Funding (\$000s)	
	From/Location	To/Location	Length (miles)				
Agency Project Num.	Detailed Project Description				L RTP Ref		
	Status	Remarks					

PW000085	Resurfacing			Paving, widening, drainage, striping			Activity /Phase					
85	Paving, widening, drainage, striping of various locations. Additional funding to supplement corridors within the Federal Stimulus Plan.											
	PUBLIC WORKS							Funding (in \$000s)				
					5-5		Proposed		Tentative Three Year Program			
								2015 - 2016	2016 - 2017	2017 - 2018	2018 - 2019	2019 - 2020
							PE	323	96	83	92	119
							CEI	323	96	83	92	119
							CST	2,584	765	666	736	948

PW000069	T.O.P.I.C.S.		Intersection improvements: T.O.P.I.C.S.								
69	Intersection improvements at various locations.					Activity /Phase	Funding (in \$000s)				
	PUBLIC WORKS						Proposed		Tentative Three Year Program		
			5-5				2015 - 2016	2016 - 2017	2017 - 2018	2018 - 2019	2019 - 2020
						PE	323	96	83	92	119
						CEI	323	96	83	92	119
						CST	2,584	765	666	736	948

BOND - Capital Asset Acquisition Special Obligation Bonds
B.R. - Repayment of Capital Asset Acquisition Special Obligation Bonds
CIGP - County Incentive Grant Program
L RTP - Subject to Long Range Plan Amendment


PE Preliminary Engineering
CST Construction
CEI Construction Engineering Inspection
COMB Combined Funding in Prior Years

Totals reflect expenditures based on latest budgetary information of anticipated revenues, and may differ from actual amounts received.

MIAMI-DADE METROPOLITAN PLANNING ORGANIZATION
TRANSPORTATION IMPROVEMENT PROGRAM
ROAD IMPACT FEES (RIF)

Road Impact Fee District: **8**

Municipalities: **Miami Beach / Unincorporated Miami-Dade County**

MPO Project Num.	Facility/Project Name		Bicycle	Type of Work	Project Cost (\$000s)	Prior Years' Funding (\$000s)	
	From/Location	To/Location	Length (miles)				
Agency Project Num.	Detailed Project Description				LRTP Ref		
	Status	Remarks					

PW000070	Traffic Control Devices		Signalization				Activity /Phase	Funding (in \$000s)				
70	Traffic control devices at various locations.							Proposed		Tentative Three Year Program		
	PUBLIC WORKS		2015 - 2016					2016 - 2017	2017 - 2018	2018 - 2019	2019 - 2020	
												5-5
							PE	323	96	83	92	119
							CEI	323	96	83	92	119
							CST	2,584	764	666	735	948

PW000520	Right-of-Way		Right-of-Way acquisition for construction projects				Activity /Phase	Funding (in \$000s)						
520	Right-of-Way acquisition for construction projects. Documenting, securing and preserving public rights-of-way.							5-5	20	20	20	20	20	20
	PUBLIC WORKS													
							R/W	20	20	20	20	20		

BOND - Capital Asset Acquisition Special Obligation Bonds
B.R. - Repayment of Capital Asset Acquisition Special Obligation Bonds
CIGP - County Incentive Grant Program
LRTP - Subject to Long Range Plan Amendment


PE Preliminary Engineering
CST Construction
CEI Construction Engineering Inspection
COMB Combined Funding in Prior Years

Totals reflect expenditures based on latest budgetary information of anticipated revenues, and may differ from actual amounts received.

MIAMI-DADE METROPOLITAN PLANNING ORGANIZATION
TRANSPORTATION IMPROVEMENT PROGRAM
ROAD IMPACT FEES (RIF)

Road Impact Fee District: **8**

Municipalities: **Miami Beach / Unincorporated Miami-Dade County**

MPO Project Num.	Facility/Project Name		Bicycle	Type of Work	Project Cost (\$000s)	Prior Years' Funding (\$000s)	
	From/Location	To/Location	Length (miles)				
Agency Project Num.	Detailed Project Description				L RTP Ref		
	Status	Remarks					

Yearly Totals	11,865	4,686	4,293	4,291	4,293
5 Year TIP Total					29,428

BOND - Capital Asset Acquisition Special Obligation Bonds
B.R. - Repayment of Capital Asset Acquisition Special Obligation Bonds
CIGP - County Incentive Grant Program
L RTP - Subject to Long Range Plan Amendment


PE Preliminary Engineering
CST Construction
CEI Construction Engineering Inspection
COMB Combined Funding in Prior Years

Totals reflect expenditures based on latest budgetary information of anticipated revenues, and may differ from actual amounts received.

MIAMI-DADE METROPOLITAN PLANNING ORGANIZATION
TRANSPORTATION IMPROVEMENT PROGRAM
ROAD IMPACT FEES (RIF)

Road Impact Fee District: **9**

Municipalities: **Hialeah / Hialeah Gardens / Unincorporated Miami-Dade County**

MPO Project Num.	Facility/Project Name		Bicycle	Type of Work	Project Cost (\$000s)	Prior Years' Funding (\$000s)	
	From/Location	To/Location	Length (miles)				
Agency Project Num.	Detailed Project Description				L RTP Ref		
	Status	Remarks					

PW000782	W 24 Avenue			Widening: 2 to 3 lanes								
	W 60 Street	W 76 Street	1									
782	Widen to 3 lanes. Prior years' Funding as follows: \$3,282,322 for CST.				3,283	3,283	Activity /Phase	Funding (in \$000s)				
								Proposed		Tentative Three Year Program		
								2015 - 2016	2016 - 2017	2017 - 2018	2018 - 2019	2019 - 2020
	Under construction		Joint Participation Agreement with City of Hialeah.		NA			0	0	0	0	0

PW000783	W 76 Street			Roadway improvements	5,445	5,243	Activity /Phase	Funding (in \$000s)								
	W 36 Avenue	W 20 Avenue	2													
783	Widen W 76 St, from W 36 Ave to Hialeah Gardens Blvd from 2 to 3 lanes, from Hialeah Gardens Blvd to W 28 Ave from 2 to 5 lanes, from W 28 Ave to W 20 Ave from 2 to 3 lanes. Prior Years' Funding as follows: \$5,243,000 for CST.												5,445	5,243	Activity /Phase	Proposed
	Under construction		Joint Participation Agreement with City of Hialeah.					5-5	2015 - 2016	2016 - 2017	2017 - 2018	2018 - 2019				2019 - 2020
								CST	202	0	0	0	0			

BOND - Capital Asset Acquisition Special Obligation Bonds
B.R. - Repayment of Capital Asset Acquisition Special Obligation Bonds
CIGP - County Incentive Grant Program
L RTP - Subject to Long Range Plan Amendment


PE Preliminary Engineering
CST Construction
CEI Construction Engineering Inspection
COMB Combined Funding in Prior Years

Totals reflect expenditures based on latest budgetary information of anticipated revenues, and may differ from actual amounts received.

MIAMI-DADE METROPOLITAN PLANNING ORGANIZATION
TRANSPORTATION IMPROVEMENT PROGRAM
ROAD IMPACT FEES (RIF)

Road Impact Fee District: **9**

Municipalities: **Hialeah / Hialeah Gardens / Unincorporated Miami-Dade County**

MPO Project Num.	Facility/Project Name		Bicycle	Type of Work	Project Cost (\$000s)	Prior Years' Funding (\$000s)	
	From/Location	To/Location	Length (miles)				
Agency Project Num.	Detailed Project Description				L RTP Ref		
	Status	Remarks					

PW000793	NW 71 Street			Resurfacing	130	130	Activity /Phase	Funding (in \$000s)				
	NW 32 Avenue	NW 27 Avenue										
000793	Resurfacing. Prior Years' Funding as follows: \$130,000 for CST.				130	130	Activity /Phase	Proposed		Tentative Three Year Program		
				2015 - 2016				2016 - 2017	2017 - 2018	2018 - 2019	2019 - 2020	
	Construction completed							NA				
								0	0	0	0	0

PW000794	NW 119 Street			Resurfacing	670		Activity /Phase	Funding (in \$000s)							
	NW 60 Avenue		NW 42 Avenue												
000794	Resurfacing							5-5			Proposed		Tentative Three Year Program		
											2015 - 2016	2016 - 2017	2017 - 2018	2018 - 2019	2019 - 2020
							CST	670	0	0	0	0			

BOND - Capital Asset Acquisition Special Obligation Bonds
B.R. - Repayment of Capital Asset Acquisition Special Obligation Bonds
CIGP - County Incentive Grant Program
L RTP - Subject to Long Range Plan Amendment


PE Preliminary Engineering
CST Construction
CEI Construction Engineering Inspection
COMB Combined Funding in Prior Years

Totals reflect expenditures based on latest budgetary information of anticipated revenues, and may differ from actual amounts received.

MIAMI-DADE METROPOLITAN PLANNING ORGANIZATION
TRANSPORTATION IMPROVEMENT PROGRAM
ROAD IMPACT FEES (RIF)

Road Impact Fee District: **9**

Municipalities: **Hialeah / Hialeah Gardens / Unincorporated Miami-Dade County**

MPO Project Num.	Facility/Project Name		Bicycle	Type of Work	Project Cost (\$000s)	Prior Years' Funding (\$000s)	
	From/Location	To/Location	Length (miles)				
Agency Project Num.	Detailed Project Description				L RTP Ref		
	Status	Remarks					

PW000874	W 32 Avenue and W 68 Street			Intersection improvement	150		Activity /Phase	Funding (in \$000s)							
000874	Intersection improvement										Proposed		Tentative Three Year Program		
											2015 - 2016	2016 - 2017	2017 - 2018	2018 - 2019	2019 - 2020
			5-5												
							PE	30	0	0	0	0			
							CST	0	120	0	0	0			

PW000795	Mast Arm Upgrades			Mast Arm Upgrades			Activity /Phase	Funding (in \$000s)				
000795	Mast arm upgrades							Proposed		Tentative Three Year Program		
				5-5				2015 - 2016	2016 - 2017	2017 - 2018	2018 - 2019	2019 - 2020
								PE/CST	531	531	531	531

BOND - Capital Asset Acquisition Special Obligation Bonds
B.R. - Repayment of Capital Asset Acquisition Special Obligation Bonds
CIGP - County Incentive Grant Program
L RTP - Subject to Long Range Plan Amendment


PE Preliminary Engineering
CST Construction
CEI Construction Engineering Inspection
COMB Combined Funding in Prior Years

Totals reflect expenditures based on latest budgetary information of anticipated revenues, and may differ from actual amounts received.

MIAMI-DADE METROPOLITAN PLANNING ORGANIZATION
TRANSPORTATION IMPROVEMENT PROGRAM
ROAD IMPACT FEES (RIF)

Road Impact Fee District: **9**

Municipalities: **Hialeah / Hialeah Gardens / Unincorporated Miami-Dade County**

MPO Project Num.	Facility/Project Name		Bicycle	Type of Work	Project Cost (\$000s)	Prior Years' Funding (\$000s)	
	From/Location	To/Location	Length (miles)				
Agency Project Num.	Detailed Project Description				L RTP Ref		
	Status	Remarks					

PW000796	ATMS		ATMS							
000796	ATMS									
			5-5							
							PE/CST	0	500	500

PW000071	Engineering Administration		Administration							
71	Engineering administration									
	PUBLIC WORKS		5-5							
								95	102	93

BOND - Capital Asset Acquisition Special Obligation Bonds
B.R. - Repayment of Capital Asset Acquisition Special Obligation Bonds
CIGP - County Incentive Grant Program
L RTP - Subject to Long Range Plan Amendment


PE Preliminary Engineering
CST Construction
CEI Construction Engineering Inspection
COMB Combined Funding in Prior Years

Totals reflect expenditures based on latest budgetary information of anticipated revenues, and may differ from actual amounts received.

MIAMI-DADE METROPOLITAN PLANNING ORGANIZATION
TRANSPORTATION IMPROVEMENT PROGRAM
ROAD IMPACT FEES (RIF)

Road Impact Fee District: **9**

Municipalities: **Hialeah / Hialeah Gardens / Unincorporated Miami-Dade County**

MPO Project Num.	Facility/Project Name		Bicycle	Type of Work	Project Cost (\$000s)	Prior Years' Funding (\$000s)	
	From/Location	To/Location	Length (miles)				
Agency Project Num.	Detailed Project Description				L RTP Ref		
	Status	Remarks					

PW000072	Resurfacing			Paving, widening, drainage, striping			Activity /Phase	Funding (in \$000s)				
72	Paving, widening, drainage, striping at various locations. Additional funding to supplement corridors within the Federal Stimulus Plan.											
	PUBLIC WORKS											
			5-5									
								PE	12	26	24	24
						CEI	12	26	24	24	24	
						CST	92	206	193	193	193	

PW000073	T.O.P.I.C.S.			Intersection improvements: T.O.P.I.C.S.			Activity /Phase	Funding (in \$000s)							
73	Intersection improvements at various locations.										Proposed		Tentative Three Year Program		
	PUBLIC WORKS			5-5							2015 - 2016	2016 - 2017	2017 - 2018	2018 - 2019	2019 - 2020
									PE	12	26	24	24	24	
							CEI	12	26	24	24	24			
							CST	91	206	193	193	193			

BOND - Capital Asset Acquisition Special Obligation Bonds
B.R. - Repayment of Capital Asset Acquisition Special Obligation Bonds
CIGP - County Incentive Grant Program
L RTP - Subject to Long Range Plan Amendment


PE Preliminary Engineering
CST Construction
CEI Construction Engineering Inspection
COMB Combined Funding in Prior Years

Totals reflect expenditures based on latest budgetary information of anticipated revenues, and may differ from actual amounts received.

**MIAMI-DADE METROPOLITAN PLANNING ORGANIZATION
TRANSPORTATION IMPROVEMENT PROGRAM
ROAD IMPACT FEES (RIF)**

Road Impact Fee District: 9

Municipalities: Hialeah / Hialeah Gardens / Unincorporated Miami-Dade County

MPO Project Num.	Facility/Project Name		Bicycle	Type of Work	Project Cost (\$000s)	Prior Years' Funding (\$000s)	
	From/Location	To/Location	Length (miles)				
Agency Project Num.	Detailed Project Description				L RTP Ref		
	Status	Remarks					

PW000074	Traffic Control Devices			Signalization			Activity /Phase	Funding (in \$000s)				
74	Traffic control devices at various locations including (but not limited to): W 18 Ave & W 39 St/W 39 Pl; W 28 Ave & W 52 St (NW 87 Ave & NW 106 St); W 14 Ave & W 37 St.											
	PUBLIC WORKS											
				5-5								
						PE	12	26	24	24	24	
						CEI	12	26	24	24	24	
						CST	91	206	193	193	193	

PW000521	Right-of-Way		Right-of-Way acquisition for construction projects				Activity /Phase								
521	Right-of-Way acquisition for construction projects. Documenting, securing and preserving public rights-of-way.									Activity /Phase	Funding (in \$000s)				
											Proposed		Tentative Three Year Program		
		PUBLIC WORKS			5-5	2015 - 2016	2016 - 2017				2017 - 2018	2018 - 2019	2019 - 2020		
							R/W	20	20	20	20	20			

BOND - Capital Asset Acquisition Special Obligation Bonds
 B.R. - Repayment of Capital Asset Acquisition Special Obligation Bonds
 CIGP - County Incentive Grant Program
 L RTP - Subject to Long Range Plan Amendment


PE Preliminary Engineering
 CST Construction
 CEI Construction Engineering Inspection
 COMB Combined Funding in Prior Years

Totals reflect expenditures based on latest budgetary information of anticipated revenues, and may differ from actual amounts received.

MIAMI-DADE METROPOLITAN PLANNING ORGANIZATION
TRANSPORTATION IMPROVEMENT PROGRAM
ROAD IMPACT FEES (RIF)

Road Impact Fee District: **9**

Municipalities: **Hialeah / Hialeah Gardens / Unincorporated Miami-Dade County**

MPO Project Num.	Facility/Project Name		Bicycle	Type of Work	Project Cost (\$000s)	Prior Years' Funding (\$000s)	
	From/Location	To/Location	Length (miles)				
Agency Project Num.	Detailed Project Description				L RTP Ref		
	Status	Remarks					

Yearly Totals	1,894	2,047	1,867	1,867	1,867
5 Year TIP Total					9,542

TOTAL COST - ALL PROJECTS

Yearly Totals	Proposed Funding (in \$000s)				
	2015 - 2016	2016 - 2017	2017 - 2018	2018 - 2019	2019 - 2020
	120,670	62,422	57,161	57,161	57,164
5 Year TIP Total					354,578


BOND - Capital Asset Acquisition Special Obligation Bonds
B.R. - Repayment of Capital Asset Acquisition Special Obligation Bonds
CIGP - County Incentive Grant Program
L RTP - Subject to Long Range Plan Amendment

PE Preliminary Engineering
CST Construction
CEI Construction Engineering Inspection
COMB Combined Funding in Prior Years

Totals reflect expenditures based on latest budgetary information of anticipated revenues, and may differ from actual amounts received.

THIS PAGE INTENTIONALLY LEFT BLANK

TRANSPORTATION IMPROVEMENT PROGRAM (TIP)



PART TWO: 5-YEAR PROJECT LISTING

Local Option Gas Tax



THIS PAGE INTENTIONALLY LEFT BLANK



Fiscal Years 2015/2016 - 2019/2020 Transportation Improvement Program

THREE CENTS CAPITAL IMPROVEMENT LOCAL OPTION FUEL TAX

Miami-Dade County Office of Management and Budget (OMB)

Introduction

The Capital Improvement Local Option Fuel Gas Tax, authorized by Section 336.025 (1) (B), Florida Statutes became effective January 1, 1994. It was reduced from five cents to three cents on September 1, 1996. In accordance with state statute, proceeds of this tax have been programmed for transportation expenditures needed to meet the requirements of the capital improvement element of the adopted comprehensive plan.

FY 2015-16 Projected Municipal Distribution

The actual distribution to the municipalities for FY 2015-16 will be based on a weighted formula which accounts for percentage of population (statistics from the Bureau of Economic and Business Research, at the University of Florida) and the centerline mileage of municipal roadway for each incorporated area (from the "2014 City/County Mileage Report" – Florida Department of Transportation prepared in the Spring of 2015) with data reported as of September 30, 2014. The figures contained herein were calculated using these same reports. This estimate for FY 2015-16 will be sent to the municipalities at the time the County files its official estimate with the Florida Department of Revenue in March 2015.

In FY 2015-16, the estimated net revenue for the Capital Improvement Local Option Gas Tax projected as of March 14, 2015 is \$26.027 million at 95 percent with \$6.767 million to be distributed to the municipalities and \$19.260 million to be distributed to the County (26 percent to the municipalities and 74 percent to the County according to the current interlocal agreements). The State of Florida is allowed to impose a 7.3 percent administrative fee. The FY 2015-16 estimate reflects a minor increase from the current year in fuel tax revenues overall after eight years of decline resulting from lower fuel consumption due to volatile fuel prices and the national economic downturn.

THREE CENTS LOCAL OPTION FUEL TAX - FY 2015-16 PROJECTED MUNICIPAL DISTRIBUTION


<u>Jurisdiction</u>	<u>Population</u>	<u>Percentage Share of Total Proceeds</u>	<u>Gas Tax Distribution</u>
Aventura	37,262	0.00525	136,693
Bal Harbour	2,855	0.00038	9,891
Bay Harbor Islands	5,785	0.00096	24,996
Biscayne Park	3,140	0.00078	20,234
Coral Gables	48,780	0.01162	302,349
Cutler Bay	42,944	0.00761	197,978
Doral	52,889	0.00837	217,724
El Portal	2,328	0.00057	14,945
Florida City	12,430	0.00242	62,888
Golden Beach	917	0.00036	9,451
Hialeah	230,544	0.03812	992,076
Hialeah Gardens	22,571	0.00383	99,663
Homestead	66,569	0.01191	310,098
Indian Creek Village	89	0.00006	1,519
Medley	859	0.00083	21,632
Miami	425,922	0.07074	1,841,282
Miami Beach	91,540	0.01434	373,355
Miami Gardens	108,160	0.02193	570,903
Miami Lakes	30,149	0.00552	143,605
Miami Shores	10,781	0.00266	69,216
Miami Springs	14,027	0.00375	97,578
North Bay Village	7,851	0.00118	30,613
North Miami	61,912	0.01111	289,187
North Miami Beach	43,227	0.00829	215,799
Opa-locka	16,873	0.00301	78,325
Pinecrest	18,403	0.00473	123,195
South Miami	13,623	0.00278	72,293
Sunny Isles Beach	21,698	0.00306	79,523
Surfside	5,722	0.00102	26,428
Sweetwater	20,345	0.00345	89,903
Village of Key Biscayne	12,525	0.00210	54,676
Village of Palmetto Bay	23,767	0.00574	149,506
Virginia Gardens	2,400	0.00045	11,837
West Miami	6,012	0.00106	27,708
TOTAL - Cities	1,464,899	0.26000	6,767,064

COUNTY LOCAL OPTION FUEL TAX TRANSPORTATION PROJECTS

The County reviews the Capital Improvement Local Option Fuel Tax distribution for the Miami-Dade Transit Department on an annual basis for the most effective use of this limited funding subject to legislative actions taken by the Board of County Commissioners and state statute (\$18.808 million).

THIS PAGE INTENTIONALLY LEFT BLANK

TRANSPORTATION IMPROVEMENT PROGRAM (TIP)



PART TWO: 5-YEAR PROJECT LISTING People's Transportation Plan Improvements



THIS PAGE INTENTIONALLY LEFT BLANK



Fiscal Years 2015/2016 - 2019/2020 Transportation Improvement Program

PEOPLE'S TRANSPORTATION PLAN IMPROVEMENTS

Miami-Dade County Public Works and Waste Management Department

On the November 5, 2002 ballot, voters approved the People's Transportation Plan (PTP), which provides for a half percent sales surtax to fund major transportation improvements.

The Citizens' Independent Transportation Trust (CITT), a group of citizens who function as an independent decision-making body, was created to oversee the construction and management of the PTP's 25-year, \$17 billion transportation plan. The Public Works and Waste Management Department (PWWM) has worked closely with the CITT to provide a wide range of roadway and neighborhood improvements.

The PWWM PTP Work Program for FY 2016 totals over \$77 Million. The plan includes the two categories from the PTP Ordinance that relate to the PWWM; major highway road improvements and neighborhood improvement projects.

Major Highway Road Improvement Projects

Major road and bridge projects under construction or scheduled to begin construction include, but are not limited to:

- SW 27 Avenue from US-1 to Bayshore Drive
- SW 137 Avenue from H.E.F.T. to US-1
- SW 137 Avenue from US-1 to SW 200 Street
- Old Cutler Road from SW 97 Avenue to SW 87 Avenue
- NW 87 Avenue from NW 154 Street to NW 186 Street
- NW 74 Street from H.E.F.T to State Road 826
- SW 157 Avenue from SW 184 Street to SW 152 Street
- Caribbean Boulevard from Coral Sea Road to SW 87 Avenue
- SW 176 Street from US-1 to SW 107 Avenue
- NW 37 Avenue from North River Drive to NW 79 Street
- SW 216 Street from SW 127 Avenue to HEFT

Major Countywide Highway Road Improvement Projects

ATMS - Advanced Traffic Management System

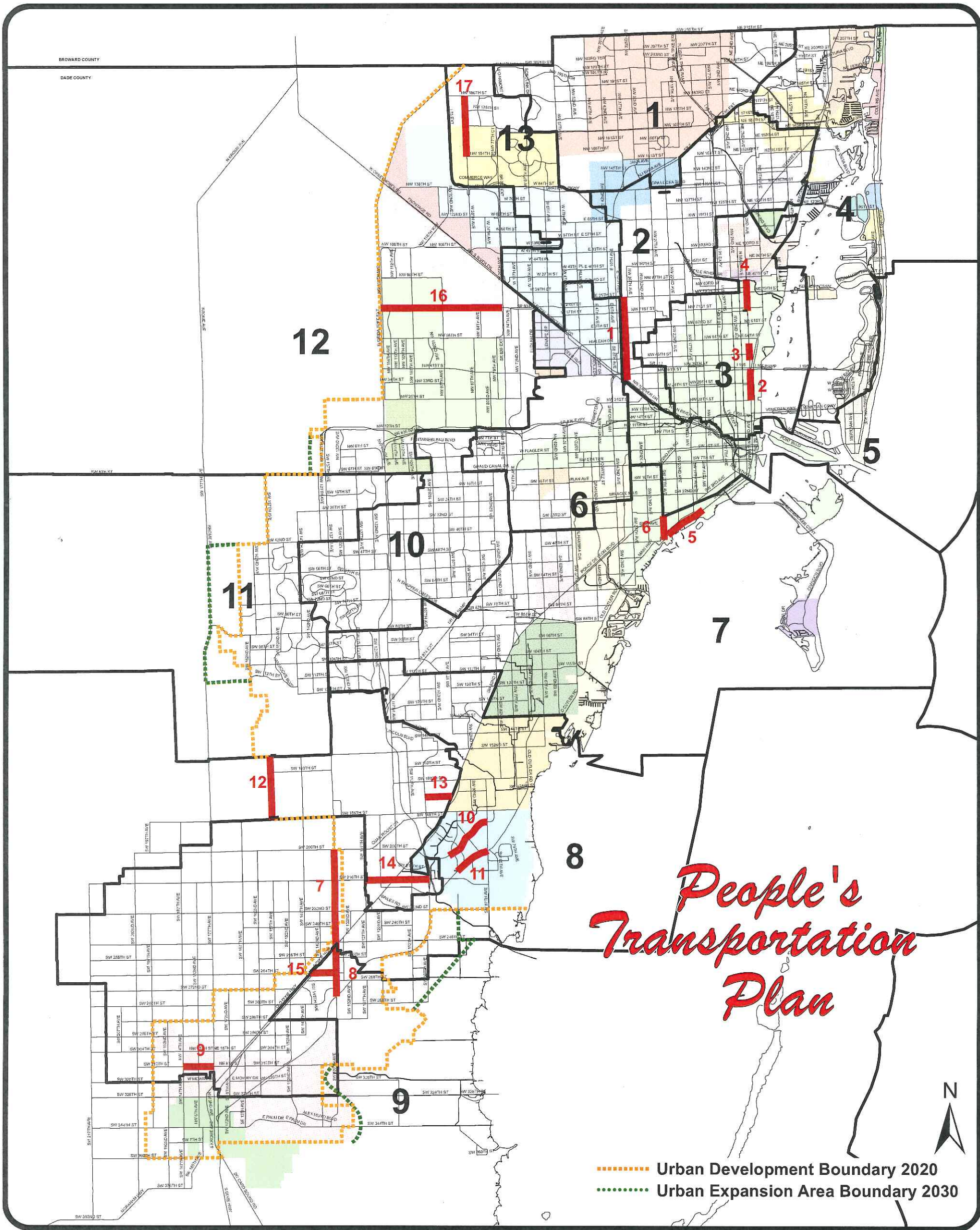
Neighborhood Improvement Projects

The PWWM, as part of the PTP, has been tasked with coordinating and constructing various categories of Neighborhood Improvement Projects.

To address the various non-site specific categories discussed in the PTP Ordinance, the Department created “The Neighborhood Improvement Projects Formula” to allocate funds. The formula takes into account population in the Unincorporated Municipal Service Area for each commission district, the needs as reported to the Department, and the percentage of maintained arterial and collector lane miles. A portion is then evenly distributed to each district. PTP Neighborhood Improvements include modifications of intersections, resurfacing of local and arterial roads, installation / repairs of guardrails, installation of school flashing signals, enhancement of greenways and bikeways, A.D.A. curb cuts / repairs, pavement markings, roadway lighting, traffic calming, traffic signals, and traffic sign replacement / repair. Such improvements also include replacement / repair of sidewalks, repair / installation of drainage and landscape beautification (including community image enhancements) related to the development, construction, operation or maintenance of roads and bridges in the County or to the expansion, operation or maintenance of bus and fixed guideway system.

The Neighborhood Improvement Projects include:

- Site Specific Neighborhood Improvement Sites
- Non-Site Specific Neighborhood Improvement Sites
- Countywide Neighborhood Improvements
- School Flashing Signals Program



Program of Projects

Commission District 2

Commission District 8

Commission District 12

1. NW 37th Avenue from North River Drive to NW 79th Street

7. SW 137th Avenue from US-1 to SW 200th Street
8. SW 137th Avenue from HEFT to US-1
9. SW 312th Street from SW 187th Avenue to SW 177th Avenue
10. Caribbean Boulevard from Coral Sea Road to SW 87th Avenue
11. Old Cutler Road from SW 97th Avenue to SW 87th Avenue

16. NW 74th Street from HEFT to SR 826

Commission District 3

Commission District 13

2. NE 2nd Avenue from NE 20th Street to NE 36th Street
3. NE 2nd Avenue from NE 42nd Street to NE 51st Street
4. NE 2nd Avenue from NE 69th Street to West Little River Canal

17. NW 87th Avenue from NW 154th Street to NW 186th Street

Commission District 7

Commission District 9


5. South Bayshore Drive from Darwin Street to Mercy Way
6. SW 27th Avenue from US-1 to Bayshore Drive

12. SW 157th Avenue from SW 184th Street to SW 152nd Street
13. SW 176th Street from US-1 to SW 107th Avenue
14. SW 216th Street from HEFT to SW 127th Avenue
15. SW 264th Street from US-1 to SW 137th Avenue

MIAMI-DADE METROPOLITAN PLANNING ORGANIZATION
TRANSPORTATION IMPROVEMENT PROGRAM
PEOPLE'S TRANSPORTATION PLAN (PTP)

Commission District 1

Barbara J. Jordan

MPO Project Num.	Facility/Project Name		Bicycle Accom.	Type of Work		Project Cost (\$000s)	Prior Years Funding (\$000s)					
Agency Project Num.	From/Location	To/Location	Length (miles)	Remarks	LRTP Ref							

PW000303	PTP Neighborhood Improvements						7,980	Activity /Phase	Funding Source	Proposed Funding (in \$000s)				
303			(See NOTE 1 below)	NA						2015 - 2016	2016 - 2017	2017 - 2018	2018 - 2019	2019 - 2020

	PTP	0	0	0	0	0
--	-----	---	---	---	---	---

Yearly Totals	0	0	0	0	0
5 Year TIP Total					0


NOTE 1: PTP NEIGHBORHOOD IMPROVEMENTS INCLUDE: Modifications of intersections; resurfacing of local and arterial roads; installation / repairs of guardrails; installation of school flashing signals, enhancement of greenways and bikeways, A.D.A. curb cuts / repairs, pavement markings, roadway lighting, traffic calming, traffic signals, and traffic sign replacement / repair. Such improvements also include replacement / repair of sidewalks, repair / installation of drainage and landscape beautification (including community image enhancements) related to the development, construction, operation or maintenance of roads and bridges in the County or to the expansion, operation or maintenance of bus and fixed guideway system.

NOTE 2: PE = Preliminary Engineering; CST = Construction; FS = Feasibility Study.

MIAMI-DADE METROPOLITAN PLANNING ORGANIZATION
TRANSPORTATION IMPROVEMENT PROGRAM
PEOPLE'S TRANSPORTATION PLAN (PTP)

Commission District 2

Jean Monestime

MPO Project Num.	Facility/Project Name		Bicycle Accom.	Type of Work		Project Cost (\$000s)	Prior Years Funding (\$000s)							
Agency Project Num.	From/Location	To/Location	Length (miles)	Remarks	LRTP Ref									

PW000304a	NW 37 Avenue		Wide Curb Lane	Widening: 2 to 5 lanes		18,792	4,272	Activity /Phase	Funding Source	Proposed Funding (in \$000s)								
20040330	North River Drive	NW 79 Street	2.7	Prior Years' Funding as follows: \$1,197,000 for PE, \$3,075,000 for CST.	6-10					2015 - 2016	2016 - 2017	2017 - 2018	2018 - 2019	2019 - 2020				
										PE	RIF	103	0	0	0	0		
										CST	PTP	4,500	8,000	1,917	0	0		

PW000305	PTP Neighborhood Improvements					6,140	Activity /Phase	Funding Source	Proposed Funding (in \$000s)					
305			(See NOTE 1 below)	NA					2015 - 2016	2016 - 2017	2017 - 2018	2018 - 2019	2019 - 2020	
									PTP	0	0	0	0	0

PW000305a	Right-of-Way		Right-of-Way		1,725	1,476	Activity /Phase	Funding Source	Proposed Funding (in \$000s)				
000305a			R/W acquisition for construction projects	5-5					2015 - 2016	2016 - 2017	2017 - 2018	2018 - 2019	2019 - 2020
									R/W	PTP	249	0	0

Yearly Totals	4,852	8,000	1,917	0	0
5 Year TIP Total				14,769	


NOTE 1: PTP NEIGHBORHOOD IMPROVEMENTS INCLUDE: Modifications of intersections; resurfacing of local and arterial roads; installation / repairs of guardrails; installation of school flashing signals, enhancement of greenways and bikeways, A.D.A. curb cuts / repairs, pavement markings, roadway lighting, traffic calming, traffic signals, and traffic sign replacement / repair. Such improvements also include replacement / repair of sidewalks, repair / installation of drainage and landscape beautification (including community image enhancements) related to the development, construction, operation or maintenance of roads and bridges in the County or to the expansion, operation or maintenance of bus and fixed guideway system.

NOTE 2: PE = Preliminary Engineering; CST = Construction; FS = Feasibility Study.

MIAMI-DADE METROPOLITAN PLANNING ORGANIZATION
TRANSPORTATION IMPROVEMENT PROGRAM
PEOPLE'S TRANSPORTATION PLAN (PTP)

Commission District 3

Audrey M. Edmonson

MPO Project Num.	Facility/Project Name		Bicycle Accom.	Type of Work		Project Cost (\$000s)	Prior Years Funding (\$000s)					
Agency Project Num.	From/Location	To/Location	Length (miles)	Remarks	L RTP Ref							

PW000306a	NE 2 Avenue		Bike Lane	Street/Traffic Operational Improv.		7,586	3,086	Activity /Phase	Funding Source	Proposed Funding (in \$000s)				
20040386	NE 20 Street	NE 36 Street	1	Prior Years' Funding as follows: \$1,000 for PE, \$3,085,000 for CST.	5-5					2015 - 2016	2016 - 2017	2017 - 2018	2018 - 2019	2019 - 2020
								CST	PTP	1,500	3,000	0	0	0

PW000443	NE 2 Avenue		Bike Lane	Street/Traffic Operational Improv.		5,327	2,015	Activity /Phase	Funding Source	Proposed Funding (in \$000s)				
443	NE 42 Street	NE 51 Street	0.55	Prior Years' Funding as follows: \$3,000 for PE, \$2,012,000 for CST.	5-5					2015 - 2016	2016 - 2017	2017 - 2018	2018 - 2019	2019 - 2020
								CST	PTP	1,900	800	612	0	0

PW000445	NE 2 Avenue		Bike Lane	Street/Traffic Operational Improv.		8,413	5,113	Activity /Phase	Funding Source	Proposed Funding (in \$000s)				
	445	NE 69 Street		West Little River Canal	1					Prior Years' Funding as follows: \$54,000 for PE, \$5,059,000 for CST.	5-5	2015 - 2016	2016 - 2017	2017 - 2018
								CST	PTP	1,100	1,200	1,000	0	0

PW000309	PTP Neighborhood Improvements					5,020	Activity /Phase	Funding Source	Proposed Funding (in \$000s)				
309			(See NOTE 1 below)	NA					2015 - 2016	2016 - 2017	2017 - 2018	2018 - 2019	2019 - 2020
										PTP	0	0	0

Yearly Totals	4,500	5,000	1,612	0	0
5 Year TIP Total				11,112	

NOTE 1: PTP NEIGHBORHOOD IMPROVEMENTS INCLUDE: Modifications of intersections; resurfacing of local and arterial roads; installation / repairs of guardrails; installation of school flashing signals, enhancement of greenways and bikeways, A.D.A. curb cuts / repairs, pavement markings, roadway lighting, traffic calming, traffic signals, and traffic sign replacement / repair. Such improvements also include replacement / repair of sidewalks, repair / installation of drainage and landscape beautification (including community image enhancements) related to the development, construction, operation or maintenance of roads and bridges in the County or to the expansion, operation or maintenance of bus and fixed guideway system.

NOTE 2: PE = Preliminary Engineering; CST = Construction; FS = Feasibility Study.

Commission District 4



MIAMI-DADE
COUNTY

PW000310	PTP Neighborhood Improvements					2,970	Activity /Phase	Funding Source	Proposed Funding (in \$000s)				
310			(See NOTE 1 below)	NA					2015 - 2016	2016 - 2017	2017 - 2018	2018 - 2019	2019 - 2020

Yearly Totals	0	0	0	0	0
5 Year TIP Total					0

NOTE 2: PE = Preliminary Engineering; CST = Construction; FS = Feasibility Study.

MIAMI-DADE METROPOLITAN PLANNING ORGANIZATION
TRANSPORTATION IMPROVEMENT PROGRAM
PEOPLE'S TRANSPORTATION PLAN (PTP)

Commission District 5

Bruno A. Barreiro

MPO Project Num.	Facility/Project Name		Bicycle Accom.	Type of Work		Project Cost (\$000s)	Prior Years Funding (\$000s)	<div><div>MIAMI-DADE COUNTY</div><div></div></div>						
Agency Project Num.	From/Location	To/Location	Length (miles)	Remarks	LRTP Ref									
PW000311	PTP Neighborhood Improvements						2,880	Activity /Phase	Funding Source	Proposed Funding (in \$000s)				
311				(See NOTE 1 below)	NA					2015 - 2016	2016 - 2017	2017 - 2018	2018 - 2019	2019 - 2020
									PTP	0	0	0	0	0
								Yearly Totals	0	0	0	0	0	
								5 Year TIP Total					0	


NOTE 1: PTP NEIGHBORHOOD IMPROVEMENTS INCLUDE: Modifications of intersections; resurfacing of local and arterial roads; installation / repairs of guardrails; installation of school flashing signals, enhancement of greenways and bikeways, A.D.A. curb cuts / repairs, pavement markings, roadway lighting, traffic calming, traffic signals, and traffic sign replacement / repair. Such improvements also include replacement / repair of sidewalks, repair / installation of drainage and landscape beautification (including community image enhancements) related to the development, construction, operation or maintenance of roads and bridges in the County or to the expansion, operation or maintenance of bus and fixed guideway system.

NOTE 2: PE = Preliminary Engineering; CST = Construction; FS = Feasibility Study.

MIAMI-DADE METROPOLITAN PLANNING ORGANIZATION
TRANSPORTATION IMPROVEMENT PROGRAM
PEOPLE'S TRANSPORTATION PLAN (PTP)

Commission District 6

Rebeca Sosa

MPO Project Num.	Facility/Project Name		Bicycle Accom.	Type of Work		Project Cost (\$000s)	Prior Years Funding (\$000s)							
Agency Project Num.	From/Location	To/Location	Length (miles)	Remarks	LRTP Ref									
PW000314	PTP Neighborhood Improvements						5,840	Activity /Phase	Funding Source	Proposed Funding (in \$000s)				
314				(See NOTE 1 below)	NA					2015 - 2016	2016 - 2017	2017 - 2018	2018 - 2019	2019 - 2020
									PTP	0	0	0	0	0
										Yearly Totals	0	0	0	0
										5 Year TIP Total				
										0				


NOTE 1: PTP NEIGHBORHOOD IMPROVEMENTS INCLUDE: Modifications of intersections; resurfacing of local and arterial roads; installation / repairs of guardrails; installation of school flashing signals, enhancement of greenways and bikeways, A.D.A. curb cuts / repairs, pavement markings, roadway lighting, traffic calming, traffic signals, and traffic sign replacement / repair. Such improvements also include replacement / repair of sidewalks, repair / installation of drainage and landscape beautification (including community image enhancements) related to the development, construction, operation or maintenance of roads and bridges in the County or to the expansion, operation or maintenance of bus and fixed guideway system.

NOTE 2: PE = Preliminary Engineering; CST = Construction; FS = Feasibility Study.

MIAMI-DADE METROPOLITAN PLANNING ORGANIZATION
TRANSPORTATION IMPROVEMENT PROGRAM
PEOPLE'S TRANSPORTATION PLAN (PTP)

Commission District 7

Xavier L. Suarez

MPO Project Num.	Facility/Project Name		Bicycle Accom.	Type of Work		Project Cost (\$000s)	Prior Years Funding (\$000s)					
Agency Project Num.	From/Location	To/Location	Length (miles)	Remarks	L RTP Ref							

PW000315a	South Bayshore Drive		Bike Lane	Roadway Improvements, Drainage		8,368	414	Activity /Phase	Funding Source	Proposed Funding (in \$000s)				
	20040370	Darwin Street	Mercy Way	1.4	Prior Years' Funding as follows: \$414,000 for PE. Joint Participation Agreement with City of Miami for PE. CST funding in RIF 2. Additional funding by					5-5	2015 - 2016	2016 - 2017	2017 - 2018	2018 - 2019
								PE	PTP	100	0	0	0	0

PW000315b	SW 27 Avenue		Bike Lane	Widening: 2 to 3 lanes		6,625	5,871	Activity /Phase	Funding Source	Proposed Funding (in \$000s)				
20040337	US - 1	Bayshore Drive	1	Prior Years' Funding as follows: \$1,185,000 for PE, \$4,686,000 for CST. Additional funding in RIF 2.	6-14					2015 - 2016	2016 - 2017	2017 - 2018	2018 - 2019	2019 - 2020
								CST	PTP	714	0	0	0	0

PW000319	PTP Neighborhood Improvements					10,580	Activity /Phase	Funding Source	Proposed Funding (in \$000s)				
319			(See NOTE 1 below)	NA					2015 - 2016	2016 - 2017	2017 - 2018	2018 - 2019	2019 - 2020
										PTP	0	0	0

Yearly Totals	814	0	0	0	0
5 Year TIP Total				814	


NOTE 1: PTP NEIGHBORHOOD IMPROVEMENTS INCLUDE: Modifications of intersections; resurfacing of local and arterial roads; installation / repairs of guardrails; installation of school flashing signals, enhancement of greenways and bikeways, A.D.A. curb cuts / repairs, pavement markings, roadway lighting, traffic calming, traffic signals, and traffic sign replacement / repair. Such improvements also include replacement / repair of sidewalks, repair / installation of drainage and landscape beautification (including community image enhancements) related to the development, construction, operation or maintenance of roads and bridges in the County or to the expansion, operation or maintenance of bus and fixed guideway system.

NOTE 2: PE = Preliminary Engineering; CST = Construction; FS = Feasibility Study.

MIAMI-DADE METROPOLITAN PLANNING ORGANIZATION
TRANSPORTATION IMPROVEMENT PROGRAM
PEOPLE'S TRANSPORTATION PLAN (PTP)

Commission District 8

Daniella Levine Cava

MPO Project Num.	Facility/Project Name		Bicycle Accom.	Type of Work		Project Cost (\$000s)	Prior Years Funding (\$000s)					
Agency Project Num.	From/Location	To/Location	Length (miles)	Remarks	LRTP Ref							

PW20040343	SW 137 Avenue		Bike Lane	Completion as two (2) continuous lanes		16,942	2,976	Activity /Phase	Funding Source	Proposed Funding (in \$000s)								
20040343	US - 1	SW 200 Street	3	Prior Years' Funding as follows: \$1,976,000 for PE, \$1,000,000 for CST.	6-14					2015 - 2016	2016 - 2017	2017 - 2018	2018 - 2019	2019 - 2020				
										PE	PTP	1,132	0	0	0	0		
										CST	PTP	0	5,000	5,000	2,834	0		

PW20040344	SW 137 Avenue		Bike Lane	Widening: 2 to 4 lanes		7,432	2,281	Activity /Phase	Funding Source	Proposed Funding (in \$000s)								
20040344	HEFT	US - 1	1.7	Prior Years' Funding as follows: \$776,000 for PE, \$1,505,000 for CST.	6-14					2015 - 2016	2016 - 2017	2017 - 2018	2018 - 2019	2019 - 2020				
										PE	PTP	28	0	0	0	0		
										CST	PTP	3,000	2,000	123	0	0		

PW20040342	SW 312 Street			Widening: to 5 lanes		5,734	454	Activity /Phase	Funding Source	Proposed Funding (in \$000s)				
20040342	SW 187 Avenue	SW 177 Avenue	1	Prior Years' Funding as follows: \$454,000 for PE.	6-14					2015 - 2016	2016 - 2017	2017 - 2018	2018 - 2019	2019 - 2020
								CST	PTP	2,280	2,000	1,000	0	0

PW000442	Caribbean Boulevard		Bike Lane	Widening: 2 to 3 lanes		11,188	60,970	Activity /Phase	Funding Source	Proposed Funding (in \$000s)								
442	Coral Sea Road	SW 87 Avenue	1.75	Prior Years' Funding as follows: \$59,000 for PE, \$6,038,000 for CST. Joint Participation Agreement with Town of Cutler Bay.	6-10					2015 - 2016	2016 - 2017	2017 - 2018	2018 - 2019	2019 - 2020				
										PE	PTP	943	0	0	0	0		
										CST	PTP	3,000	1,148	0	0	0		

NOTE 1: PTP NEIGHBORHOOD IMPROVEMENTS INCLUDE: Modifications of intersections; resurfacing of local and arterial roads; installation / repairs of guardrails; installation of school flashing signals, enhancement of greenways and bikeways, A.D.A. curb cuts / repairs, pavement markings, roadway lighting, traffic calming, traffic signals, and traffic sign replacement / repair. Such improvements also include replacement / repair of sidewalks, repair / installation of drainage and landscape beautification (including community image enhancements) related to the development, construction, operation or maintenance of roads and bridges in the County or to the expansion, operation or maintenance of bus and fixed guideway system.

NOTE 2: PE = Preliminary Engineering; CST = Construction; FS = Feasibility Study.

MIAMI-DADE METROPOLITAN PLANNING ORGANIZATION
TRANSPORTATION IMPROVEMENT PROGRAM
PEOPLE'S TRANSPORTATION PLAN (PTP)

Commission District 8

Daniella Levine Cava

PW000441	Old Cutler Road	Other	Curb & Gutter, Traffic Operational Improv.		7,886	4,802	Activity /Phase	Funding Source	Proposed Funding (in \$000s)						
441	SW 97 Avenue SW 87 Avenue	1	Prior Years' Funding as follows: \$39,000 for PE, \$4,763,000 for CST. Joint Participation Agreement with Town of Cutler Bay.	5-5					2015 - 2016	2016 - 2017	2017 - 2018	2018 - 2019	2019 - 2020		
							PE	PTP	411	0	0	0	0		
							CST	PTP	1,673	1,000	0	0	0		

PW000320	PTP Neighborhood Improvements					12,050	Activity /Phase	Funding Source	Proposed Funding (in \$000s)				
320			(See NOTE 1 below)	NA					2015 - 2016	2016 - 2017	2017 - 2018	2018 - 2019	2019 - 2020
								PTP	0	0	0	0	0

PW000320a	Right-of-Way		Right-of-Way		10,842	4,937	Activity /Phase	Funding Source	Proposed Funding (in \$000s)				
000320a			R/W acquisition for construction projects	5-5					2015 - 2016	2016 - 2017	2017 - 2018	2018 - 2019	2019 - 2020
							R/W	PTP	4,905	1,000	0	0	0

Yearly Totals	17,372	12,148	6,123	2,834	0
5 Year TIP Total				38,477	


NOTE 1: PTP NEIGHBORHOOD IMPROVEMENTS INCLUDE: Modifications of intersections; resurfacing of local and arterial roads; installation / repairs of guardrails; installation of school flashing signals, enhancement of greenways and bikeways, A.D.A. curb cuts / repairs, pavement markings, roadway lighting, traffic calming, traffic signals, and traffic sign replacement / repair. Such improvements also include replacement / repair of sidewalks, repair / installation of drainage and landscape beautification (including community image enhancements) related to the development, construction, operation or maintenance of roads and bridges in the County or to the expansion, operation or maintenance of bus and fixed guideway system.

NOTE 2: PE = Preliminary Engineering; CST = Construction; FS = Feasibility Study.

MIAMI-DADE METROPOLITAN PLANNING ORGANIZATION
TRANSPORTATION IMPROVEMENT PROGRAM
PEOPLE'S TRANSPORTATION PLAN (PTP)

Commission District 9

Dennis C. Moss

MPO Project Num.	Facility/Project Name		Bicycle Accom.	Type of Work		Project Cost (\$000s)	Prior Years Funding (\$000s)							
Agency Project Num.	From/Location	To/Location	Length (miles)	Remarks	L RTP Ref									

PW20040372	SW 157 Avenue		Wide Curb Lane	New 4 lane road		9,885	8,909	Activity /Phase	Funding Source	Proposed Funding (in \$000s)				
20040372	SW 184 Street	SW 152 Street	2	Prior Years' Funding as follows: \$885,000 for PE, \$8,024,000 for CST.	6-14					2015 - 2016	2016 - 2017	2017 - 2018	2018 - 2019	2019 - 2020
										CST	PTP	976	0	0

PW20040349	SW 176 Street		Bike Lane	Curb & Gutter, Traffic Operational Improv.		5,337	3,399	Activity /Phase	Funding Source	Proposed Funding (in \$000s)						
20040349	US - 1	SW 107 Avenue	1	Prior Years' Funding as follows: \$526,000 for PE, \$2,873,000 for CST.	5-5					2015 - 2016	2016 - 2017	2017 - 2018	2018 - 2019	2019 - 2020		
								PE	PTP	4	0	0	0	0		
								CST	PTP	1,934	0	0	0	0		

PW20040348	SW 216 Street		Bike Lane	Curb & Gutter, Traffic Operational Improv.		11,870	6,151	Activity /Phase	Funding Source	Proposed Funding (in \$000s)								
20040348	HEFT	SW 127 Avenue	2	Prior Years' Funding as follows: \$1,690,000 for PE, \$4,461,000 for CST. Additional funding in RIF 6.	5-5					2015 - 2016	2016 - 2017	2017 - 2018	2018 - 2019	2019 - 2020				
										PE	PTP	100	0	0	0	0		
										CST	PTP	0	1,000	3,000	1,539	0		

PW20040350	SW 264 Street		Bike Lane	Curb & Gutter, Traffic Operational Improv.		5,283	4,596	Activity /Phase	Funding Source	Proposed Funding (in \$000s)				
20040350	US - 1	SW 137 Avenue	0.8	Prior Years' Funding as follows: \$696,000 for PE, \$3,900,000 for CST.	5-5					2015 - 2016	2016 - 2017	2017 - 2018	2018 - 2019	2019 - 2020
								CST	PTP	387	300	0	0	0

NOTE 1: PTP NEIGHBORHOOD IMPROVEMENTS INCLUDE: Modifications of intersections; resurfacing of local and arterial roads; installation / repairs of guardrails; installation of school flashing signals, enhancement of greenways and bikeways, A.D.A. curb cuts / repairs, pavement markings, roadway lighting, traffic calming, traffic signals, and traffic sign replacement / repair. Such improvements also include replacement / repair of sidewalks, repair / installation of drainage and landscape beautification (including community image enhancements) related to the development, construction, operation or maintenance of roads and bridges in the County or to the expansion, operation or maintenance of bus and fixed guideway system.

NOTE 2: PE = Preliminary Engineering; CST = Construction; FS = Feasibility Study.

MIAMI-DADE METROPOLITAN PLANNING ORGANIZATION
TRANSPORTATION IMPROVEMENT PROGRAM
PEOPLE'S TRANSPORTATION PLAN (PTP)

Commission District 9

Dennis C. Moss

PW000322	PTP Neighborhood Improvements				8,230	Activity /Phase	Funding Source	Proposed Funding (in \$000s)				
322			(See NOTE 1 below)	NA				2015 - 2016	2016 - 2017	2017 - 2018	2018 - 2019	2019 - 2020
							PTP	0	0	0	0	0

PW000322a	Right-of-Way		Right-of-Way		6,858	6,468	Activity /Phase	Funding Source	Proposed Funding (in \$000s)				
000322a			R/W acquisition for construction projects	5-5					2015 - 2016	2016 - 2017	2017 - 2018	2018 - 2019	2019 - 2020
							R/W	PTP	390	0	0	0	0

Yearly Totals	3,791	1,300	3,000	1,539	0
5 Year TIP Total					9,630

NOTE 1: PTP NEIGHBORHOOD IMPROVEMENTS INCLUDE: Modifications of intersections; resurfacing of local and arterial roads; installation / repairs of guardrails; installation of school flashing signals, enhancement of greenways and bikeways, A.D.A. curb cuts / repairs, pavement markings, roadway lighting, traffic calming, traffic signals, and traffic sign replacement / repair. Such improvements also include replacement / repair of sidewalks, repair / installation of drainage and landscape beautification (including community image enhancements) related to the development, construction, operation or maintenance of roads and bridges in the County or to the expansion, operation or maintenance of bus and fixed guideway system.

NOTE 2: PE = Preliminary Engineering; CST = Construction; FS = Feasibility Study.

MIAMI-DADE METROPOLITAN PLANNING ORGANIZATION
TRANSPORTATION IMPROVEMENT PROGRAM
PEOPLE'S TRANSPORTATION PLAN (PTP)

Commission District 10

Javier D. Souto

MPO Project Num.	Facility/Project Name		Bicycle Accom.	Type of Work		Project Cost (\$000s)	Prior Years Funding (\$000s)	<div><div>MIAMI-DADE COUNTY</div><div></div></div>													
Agency Project Num.	From/Location	To/Location	Length (miles)	Remarks	LRTP Ref			Activity /Phase	Funding Source	Proposed Funding (in \$000s)											
PW000323	PTP Neighborhood Improvements					8,360					PTP	0	0	0	0	0					
323				(See NOTE 1 below)	NA												2015 - 2016	2016 - 2017	2017 - 2018	2018 - 2019	2019 - 2020
																	Yearly Totals	0	0	0	0
											5 Year TIP Total					0					

NOTE 1: PTP NEIGHBORHOOD IMPROVEMENTS INCLUDE: Modifications of intersections; resurfacing of local and arterial roads; installation / repairs of guardrails; installation of school flashing signals, enhancement of greenways and bikeways, A.D.A. curb cuts / repairs, pavement markings, roadway lighting, traffic calming, traffic signals, and traffic sign replacement / repair. Such improvements also include replacement / repair of sidewalks, repair / installation of drainage and landscape beautification (including community image enhancements) related to the development, construction, operation or maintenance of roads and bridges in the County or to the expansion, operation or maintenance of bus and fixed guideway system.

NOTE 2: PE = Preliminary Engineering; CST = Construction; FS = Feasibility Study.

MIAMI-DADE METROPOLITAN PLANNING ORGANIZATION
TRANSPORTATION IMPROVEMENT PROGRAM
PEOPLE'S TRANSPORTATION PLAN (PTP)

Commission District 12

Jose "Pepe" Diaz

MPO Project Num.	Facility/Project Name		Bicycle Accom.	Type of Work		Project Cost (\$000s)	Prior Years Funding (\$000s)	<div><div>MIAMI-DADE COUNTY</div><div></div></div>							
Agency Project Num.	From/Location	To/Location	Length (miles)	Remarks	L RTP Ref										
PW20040355	NW 74 Street			New 6 lanes		45,379	42,379	Activity /Phase	Funding Source	Proposed Funding (in \$000s)					
20040355	HEFT	SR 826 (Palmetto)	3.5	Prior Years' Funding as follows: \$2,854,000 for PE, \$39,525,000 for CST. Reimb. from FDOT for 4 to 6 lanes.	6-10					2015 - 2016	2016 - 2017	2017 - 2018	2018 - 2019	2019 - 2020	
								CST	PTP	2,000	1,000	0	0	0	
PW000327	PTP Neighborhood Improvements						9,460	Activity /Phase	Funding Source	Proposed Funding (in \$000s)					
327				(See NOTE 1 below)	NA					2015 - 2016	2016 - 2017	2017 - 2018	2018 - 2019	2019 - 2020	
									PTP	0	0	0	0	0	
								Yearly Totals	2,000	1,000	0	0	0		
								5 Year TIP Total					3,000		

NOTE 1: PTP NEIGHBORHOOD IMPROVEMENTS INCLUDE: Modifications of intersections; resurfacing of local and arterial roads; installation / repairs of guardrails; installation of school flashing signals, enhancement of greenways and bikeways, A.D.A. curb cuts / repairs, pavement markings, roadway lighting, traffic calming, traffic signals, and traffic sign replacement / repair. Such improvements also include replacement / repair of sidewalks, repair / installation of drainage and landscape beautification (including community image enhancements) related to the development, construction, operation or maintenance of roads and bridges in the County or to the expansion, operation or maintenance of bus and fixed guideway system.

NOTE 2: PE = Preliminary Engineering; CST = Construction; FS = Feasibility Study.

MIAMI-DADE METROPOLITAN PLANNING ORGANIZATION
TRANSPORTATION IMPROVEMENT PROGRAM
PEOPLE'S TRANSPORTATION PLAN (PTP)

Commission District 13

Esteban Bovo Jr.


MPO Project Num.	Facility/Project Name		Bicycle Accom.	Type of Work		Project Cost (\$000s)	Prior Years Funding (\$000s)	<div><div>MIAMI-DADE COUNTY</div><div></div></div>						
Agency Project Num.	From/Location	To/Location	Length (miles)	Remarks	LRTP Ref									
PW20040390	NW 87 Avenue		Bike Lane	Widening: 2 to 4 lanes		17,850	15,637	Activity /Phase	Funding Source	Proposed Funding (in \$000s)				
20040390	NW 154 Street	NW 186 Street	2	Prior Years' Funding as follows: \$1,164,000 for PE, \$14,473,000 for CST.	6-10					2015 - 2016	2016 - 2017	2017 - 2018	2018 - 2019	2019 - 2020
								CST	PTP	2,000	213	0	0	0
PW000329	PTP Neighborhood Improvements					4,130		Activity /Phase	Funding Source	Proposed Funding (in \$000s)				
329				(See NOTE 1 below)	NA					2015 - 2016	2016 - 2017	2017 - 2018	2018 - 2019	2019 - 2020
									PTP	0	0	0	0	0
								Yearly Totals	2,000	213	0	0	0	
								5 Year TIP Total				2,213		

NOTE 1: PTP NEIGHBORHOOD IMPROVEMENTS INCLUDE: Modifications of intersections; resurfacing of local and arterial roads; installation / repairs of guardrails; installation of school flashing signals, enhancement of greenways and bikeways, A.D.A. curb cuts / repairs, pavement markings, roadway lighting, traffic calming, traffic signals, and traffic sign replacement / repair. Such improvements also include replacement / repair of sidewalks, repair / installation of drainage and landscape beautification (including community image enhancements) related to the development, construction, operation or maintenance of roads and bridges in the County or to the expansion, operation or maintenance of bus and fixed guideway system.

NOTE 2: PE = Preliminary Engineering; CST = Construction; FS = Feasibility Study.

MIAMI-DADE METROPOLITAN PLANNING ORGANIZATION
TRANSPORTATION IMPROVEMENT PROGRAM
PEOPLE'S TRANSPORTATION PLAN (PTP)

Major Highway and Road Improvements (Countywide)


MPO Project Num.	Facility/Project Name	Bicycle Accom.	Type of Work		Project Cost (\$000s)	Prior Years Funding (\$000s)							
Agency Project Num.	From/Location To/Location	Length (miles)	Remarks	L RTP Ref									
PW000330	Advanced Traffic Mngmnt. System (A.T.M.S.)		ATMS to provide improved traffic flow		49,025	39,812	Activity /Phase	Funding Source	Proposed Funding (in \$000s)				
330			Includes new Traffic Control Center. Prior Years' Funding as follows: \$25,000 for PE, \$39,787,000 for CST.	5-5					2015 - 2016	2016 - 2017	2017 - 2018	2018 - 2019	2019 - 2020
							CST	PTP	4,000	5,213	0	0	0
PW000332	Grade Separations		Grade Separations at Various Locations		182	182	Activity /Phase	Funding Source	Proposed Funding (in \$000s)				
332	Grade Separations at Various Locations		PD&E Study	NA					2015 - 2016	2016 - 2017	2017 - 2018	2018 - 2019	2019 - 2020
								PTP	0	0	0	0	0
PW000333	Reversible Flow Lanes		Variable reverse flow lanes		660	660	Activity /Phase	Funding Source	Proposed Funding (in \$000s)				
333	at major thoroughfares		Additional corridors may be considered in the future provided funding becomes available.	NA					2015 - 2016	2016 - 2017	2017 - 2018	2018 - 2019	2019 - 2020
								PTP	0	0	0	0	0
							Yearly Totals	4,000	5,213	0	0	0	
							5 Year TIP Total					9,213	

NOTE 1: PTP NEIGHBORHOOD IMPROVEMENTS INCLUDE: Modifications of intersections; resurfacing of local and arterial roads; installation / repairs of guardrails; installation of school flashing signals, enhancement of greenways and bikeways, A.D.A. curb cuts / repairs, pavement markings, roadway lighting, traffic calming, traffic signals, and traffic sign replacement / repair. Such improvements also include replacement / repair of sidewalks, repair / installation of drainage and landscape beautification (including community image enhancements) related to the development, construction, operation or maintenance of roads and bridges in the County or to the expansion, operation or maintenance of bus and fixed guideway system.

NOTE 2: PE = Preliminary Engineering; CST = Construction; FS = Feasibility Study.

MIAMI-DADE METROPOLITAN PLANNING ORGANIZATION
TRANSPORTATION IMPROVEMENT PROGRAM
PEOPLE'S TRANSPORTATION PLAN (PTP)

Neighborhood Improvements (Countywide)

MPO Project Num.	Facility/Project Name		Bicycle Accom.	Type of Work		Project Cost (\$000s)	Prior Years Funding (\$000s)							
Agency Project Num.	From/Location	To/Location	Length (miles)	Remarks	LRTP Ref									
PW000440	School Flashing Signals					14,799	12,703	Activity /Phase	Funding Source	Proposed Funding (in \$000s)				
440				Program amended to include dynamic speed feedback signs as added safety feature to promote awareness of speeds around schools.	5-5					2015 - 2016	2016 - 2017	2017 - 2018	2018 - 2019	2019 - 2020
								CST	PTP	1,415	681	0	0	0
PW000335D	Illuminated Signs			Illuminated signs		5,759	5,687	Activity /Phase	Funding Source	Proposed Funding (in \$000s)				
000335D					5-5					2015 - 2016	2016 - 2017	2017 - 2018	2018 - 2019	2019 - 2020
									PTP	72	0	0	0	0
PW000337	Arterial Roadway Improvements			Resurfacing, sidewalks and drainage on arterial roads		1,500	783	Activity /Phase	Funding Source	Proposed Funding (in \$000s)				
337					5-5					2015 - 2016	2016 - 2017	2017 - 2018	2018 - 2019	2019 - 2020
									PTP	500	217	0	0	0
PW000338	Street Light Retrofits			Safety retrofitting of existing street		5,910	5,104	Activity /Phase	Funding Source	Proposed Funding (in \$000s)				
338	Various locations			Lighting to meet new safety standards	5-5					2015 - 2016	2016 - 2017	2017 - 2018	2018 - 2019	2019 - 2020
									PTP	806	0	0	0	0
								Yearly Totals	2,793	898	0	0	0	
								5 Year TIP Total				3,691		

NOTE 1: PTP NEIGHBORHOOD IMPROVEMENTS INCLUDE: Modifications of intersections; resurfacing of local and arterial roads; installation / repairs of guardrails; installation of school flashing signals, enhancement of greenways and bikeways, A.D.A. curb cuts / repairs, pavement markings, roadway lighting, traffic calming, traffic signals, and traffic sign replacement / repair. Such improvements also include replacement / repair of sidewalks, repair / installation of drainage and landscape beautification (including community image enhancements) related to the development, construction, operation or maintenance of roads and bridges in the County or to the expansion, operation or maintenance of bus and fixed guideway system.

NOTE 2: PE = Preliminary Engineering; CST = Construction; FS = Feasibility Study.

MIAMI-DADE METROPOLITAN PLANNING ORGANIZATION
TRANSPORTATION IMPROVEMENT PROGRAM
PEOPLE'S TRANSPORTATION PLAN (PTP)

Neighborhood Improvements (Countywide)

TOTAL COST - ALL PROJECTS


	Proposed Funding (in \$000s)				
	2015 - 2016	2016 - 2017	2017 - 2018	2018 - 2019	2019 - 2020
	42,122	33,772	12,652	4,373	0
Yearly Totals					
5 Year TIP Total					92,919

NOTE 1: PTP NEIGHBORHOOD IMPROVEMENTS INCLUDE: Modifications of intersections; resurfacing of local and arterial roads; installation / repairs of guardrails; installation of school flashing signals, enhancement of greenways and bikeways, A.D.A. curb cuts / repairs, pavement markings, roadway lighting, traffic calming, traffic signals, and traffic sign replacement / repair. Such improvements also include replacement / repair of sidewalks, repair / installation of drainage and landscape beautification (including community image enhancements) related to the development, construction, operation or maintenance of roads and bridges in the County or to the expansion, operation or maintenance of bus and fixed guideway system.

NOTE 2: PE = Preliminary Engineering; CST = Construction; FS = Feasibility Study.

THIS PAGE INTENTIONALLY LEFT BLANK

TRANSPORTATION IMPROVEMENT PROGRAM (TIP)



PART TWO: 5-YEAR PROJECT LISTING

Private Sector Improvements



THIS PAGE INTENTIONALLY LEFT BLANK



Fiscal Years 2015/2016 - 2019/2020 Transportation Improvement Program

PRIVATE SECTOR IMPROVEMENTS

Miami-Dade County Public Works and Waste Management Department

Miami-Dade County Public Works and Waste Management Department is in charge of the Private Sector Improvements Program which addresses road improvement commitments to be made by private developers during the regional and local development approval process.

The improvements listed are necessary to help mitigate traffic impacts of specific large development projects such as Developments of Regional Impact (DRI) and other zoning requests reviewed by the Miami-Dade County Development Impact Committee (DIC) and approved by the Community Zoning Appeals Board (CZAB) or the Board of County Commissioners (BCC). These road improvement commitments are contained in County Commission zoning resolutions and/or documents proffered by development interests to the Commission. In some cases, especially DRI development orders, sketch drawings of the improvements are attached to these legal documents. The last column of the table in this section contains either the Commission Resolution Number or the official record book/page number associated with each improvement.

Unlike other parts of the TIP, the construction of improvements in this section are normally not linked to specific dates, but instead, are usually dependent upon the construction schedule of a specific development project, which can vary considerably according to the market and other conditions.

This section addresses road improvement commitments to be made by private developers as part of the land development process.

THIS PAGE INTENTIONALLY LEFT BLANK

MIAMI-DADE METROPOLITAN PLANNING ORGANIZATION
TRANSPORTATION IMPROVEMENT PROGRAM
IMPROVEMENTS BY PRIVATE SECTOR

Construction in Lieu of Road Impact Fee District 4

MPO Project Num.	Facility/Project Name		Length (miles)	Type of Work	LRTP Ref	Project Cost (\$000s)	Prior Years Funding (\$000s)	Constr. Year	Compl (Y/N)	Zoning Applicant Name	Commission Res. or Covenant Ord. Pg. #
Agency Project Num.	From/Location	To/Location		Remarks						Zoning Application No.	
PS0000014	NW 122 Avenue		1	New construction: 2 lanes	NA	2,500		N/A	No	Steven D. Robinson (Beacon Lakes DRI)	Z-11-02
14	NW 25 Street	NW 41 Street									

MIAMI-DADE METROPOLITAN PLANNING ORGANIZATION
TRANSPORTATION IMPROVEMENT PROGRAM
IMPROVEMENTS BY PRIVATE SECTOR

Construction in Lieu of Road Impact Fee District 5

MPO Project Num.	Facility/Project Name		Length (miles)	Type of Work	LRTP Ref	Project Cost (\$000s)	Prior Years Funding (\$000s)	Constr. Year	Compl (Y/N)	Zoning Applicant Name	Commission Res. or Covenant Ord. Pg. #
Agency Project Num.	From/Location	To/Location		Remarks						Zoning Application No.	
PS0000017	SW 137 Avenue		1	Widening: to 6 lanes	NA	100		N/A	No	Gunhild Milner, et al	OR Book 19518, pg. 1218
17	Sunset Drive	Kendall Drive		Prior to issuance of first C.O.						Kendall Town Center	

MIAMI-DADE METROPOLITAN PLANNING ORGANIZATION
TRANSPORTATION IMPROVEMENT PROGRAM
IMPROVEMENTS BY PRIVATE SECTOR

Subdivision Improvements

MPO Project Num.	Facility/Project Name		Length (miles)	Type of Work	LRTP Ref	Project Cost (\$000s)	Prior Years Funding (\$000s)	Constr. Year	Compl (Y/N)	Zoning Applicant Name	Commission Res. or Covenant Ord. Pg. #
Agency Project Num.	From/Location	To/Location		Remarks						Zoning Application No.	
PS0000110	NW 25 Street (South side)		0.5	2 lanes of 4 lanes divided	NA			N/A	No	Beacon Lake Phase 2	PB 165 Page 80
110	NW 127 Avenue	NW 132 Place									
PS0000117A	Kendall Dr/SW 88 St.		0.29	Widening to 6 lanes	NA			N/A	No	Kendall Commons	PB 166 Pg 73
0000117A	SW 167 Avenue	SW 162 Avenue									
PS0000120	NW 66 Street		0.5	Full Improvement	NA			N/A	No	Landmark at Doral	
120	NW 102 Avenue	NW 107 Avenue		Pending Final Plat approval						T-22078	
PS0000121	NW 102 Avenue (West side)		0.3	2 lanes and 1/2 of turn lane	NA			N/A	No	Landmark at Doral	
121	NW 62 Street	NW 67 Street		Pending Final Plat approval						T-22078	
PS0000303	SW 280 Street		1.0	Modification of existing improvements	NA			N/A	No	Mandarin Square	
303	SW 142 Avenue	SW 152 Avenue		Pending Final Plat approval						T-22106	
PS0000304	SW 167 Avenue		0.1	2 lanes of 4 lanes divided	NA			N/A	No	Century Townhomes at Bird Road	
304	SW 42 Street	SW 43 Street		Pending Final Plat approval						T-21761	


MIAMI-DADE METROPOLITAN PLANNING ORGANIZATION
TRANSPORTATION IMPROVEMENT PROGRAM
IMPROVEMENTS BY PRIVATE SECTOR

Subdivision Improvements

MPO Project Num.	Facility/Project Name		Length (miles)	Type of Work	LRTP Ref	Project Cost (\$000s)	Prior Years Funding (\$000s)	Constr. Year	Compl (Y/N)	Zoning Applicant Name	Commission Res. or Covenant Ord. Pg. #
Agency Project Num.	From/Location	To/Location		Remarks						Zoning Application No.	
PS0000313	SW 232 Street (South side)		0.5	1/2 of R4.4 (R4.4 four lane divided)	NA			N/A	No	MC Estates Subdivision	PB 167 Page 34
313	SW 112 Avenue	SW 107 Avenue									
PS0000313A	SW 107 Avenue/SW 107 Court		0.25	R4.4 (R4.4: 4 lane divided)	NA			N/A	No	MC Estates Subdivision	PB 167 Page 34
0000313A	SW 232 Street	SW 236 Street									
PS0000320	SW 192 Avenue		0.15	2 lanes	NA	262		N/A	No	Countryside Estates	PB 167 Page 66
320	SW 316 Street	SW 318 Street									

THIS PAGE INTENTIONALLY LEFT BLANK

TRANSPORTATION IMPROVEMENT PROGRAM (TIP)



PART TWO: 5-YEAR PROJECT LISTING

Airport Development



THIS PAGE INTENTIONALLY LEFT BLANK



Fiscal Years 2015/2016 - 2019/2020 Transportation Improvement Program

AVIATION ON-SITE IMPROVEMENTS

Miami-Dade County Aviation Department


The Miami-Dade County Transportation Improvement Program includes capital improvements for the Aviation Department for the continued development of Miami International Airport and the General Aviation Administration Airports (GAA - OPF, TMB, X51 & TNT). The funding for this program is primarily from revenue generated by the Aviation Department and from Federal and State grants. Major projects at Miami-Dade County's airports include phases of the following:

	<u>Dollars in Millions</u>
MIA - Terminal Wide Lighting Protection System	\$ 24.00
MIA - Cc E & E Satellite Renovations	\$ 310.00
MIA - Cc F Improvements	\$ 4.00
MIA - Perimeter Road Bridge Replacement	\$ 22.00
MIA - Cc H Gates Internationalization (H15 & H17) Phase 1	\$ 33.80
MIA - Foreign Object Debris (FOD) Detection System	\$ 5.00
MIA - Upgrade Terminal PLBs & 400 Hz Pre-Conditioned Air	\$ 24.60
MIA - South Terminal Apron and Utilities Modification and Expansion	\$ 48.00
MIA - South Terminal Checkpoint Consolidation	\$ 6.00
MIA - E Satellite System APM	\$ 48.40
MIA - Terminal E through F Connector	\$ 9.60
MIA - Terminal Wide Reroofing, Drains & Scuppers	\$ 60.00
MIA - Airport Operation and Communications Center (AOCC)	\$ 8.70
MIA - Central Base Apron and Utilities Modification and Expansion	\$ 207.00
MIA - Taxi Lot Replacement	\$ 7.70
MIA - Fuel Tanker Parking Facility	\$ 6.00
GAA - X51 Security Projects	\$ 1.50
GAA - OPF Rehab Apron Pavement	\$ 1.86
GAA - OPF Rehabilitation Runway/Taxiways/Apron & Airfield Services Road	\$ 4.74
GAA - TNT Restriping of Pavement Markings and Apron Rehabilitation	\$ 1.00
GAA - TMB Taxiway D Connector Rehabilitation	\$ 2.40
TOTAL:	\$ 836.30

THIS PAGE INTENTIONALLY LEFT BLANK


MIAMI-DADE METROPOLITAN PLANNING ORGANIZATION
TRANSPORTATION IMPROVEMENT PROGRAM
AVIATION DEVELOPMENT

(All Projects are at Miami International Airport - MIA and General Aviation Airports)

MPO Project Num.	Facility/Project Name	Type of Work	L RTP Ref	Project Cost (\$000s)	Prior Years Funding (\$000s)	Construction Year	FDOT Work Program Number	Federal Aid Number	
Agency Project Num.	Detailed Project Description								
	Status	Remarks/Comments							
APK001J	Aviation Planning Study PDE	Environmental Study	NA	1,500	750	N/A	429271 2		
K001J	Preparation of Project Development and Environmental Study on Perimeter Road								
	Planning	PDE Study				Activity /Phase	Funding Source	Proposed Funding (in \$000s)	
								2015 - 2016	2016 - 2017
								2017 - 2018	2018 - 2019
								2019 - 2020	
APT021A	MIA Cc D A380 Modifications	Gates Modifications	NA	5,000	2,500	N/A	423290 3		
T021A	Modification to gate to provide a fully operational A380 gate for airlines services. Includes a new high PLB serving upper deck, single PLB serving the lower main deck, additional electrical power and pre-conditioned air necessary for large aircraft.								
	Construction					Activity /Phase	Funding Source	Proposed Funding (in \$000s)	
								2015 - 2016	2016 - 2017
								2017 - 2018	2018 - 2019
								2019 - 2020	
						PLN	FDOT	0	0
						PLN	LFF	0	0
APT027A	MIA Cc F Improvements	Gates remodeling/improvements	NA	4,000	1,892	N/A	423290 4		
T027A	Includes rework the concourse by expanding hold room and other improvement needed throughout the concourse F around F4, F6 and F8.								
	Planning					Activity /Phase	Funding Source	Proposed Funding (in \$000s)	
								2015 - 2016	2016 - 2017
								2017 - 2018	2018 - 2019
								2019 - 2020	


MIAMI-DADE METROPOLITAN PLANNING ORGANIZATION
TRANSPORTATION IMPROVEMENT PROGRAM
AVIATION DEVELOPMENT

(All Projects are at Miami International Airport - MIA and General Aviation Airports)

MPO Project Num.	Facility/Project Name	Type of Work	L RTP Ref	Project Cost (\$000s)	Prior Years Funding (\$000s)	Construction Year	FDOT Work Program Number	Federal Aid Number	
Agency Project Num.	Detailed Project Description								
	Status	Remarks/Comments							
APV005A	MIA South Terminal Apron and Utilities Modification and Expansion	Capacity Expansion	NA	48,000		N/A	436693-1		
V005A	Expand the aircraft apron of rigid concrete pavement and flexible asphalt pavement to provide additional hardstand positions								
	Planning					Activity /Phase	Funding Source	Proposed Funding (in \$000s)	
								2015 - 2016	2016 - 2017
								2017 - 2018	2018 - 2019
								2019 - 2020	
						PLN	LF	0	2,924
						PLN	FDOT DS	0	2,924
APV006A	MIA Taxi Lot Replacement	Relocation	NA	7,700		N/A	436694-1-94		
V006A	Planned expansion in the North Terminal will require the relocation of the existing taxi lot to a new location. This location may be temporary or a permanent location. The Department is looking into it.								
	Planning	Unfunded cost will be funded thru local funding				Activity /Phase	Funding Source	Proposed Funding (in \$000s)	
								2015 - 2016	2016 - 2017
								2017 - 2018	2018 - 2019
								2019 - 2020	
						PLN	FDOT DS	0	1,000
						PLN	LFF	0	1,000
APV007A	Miami International Airport South Terminal Checkpoint Consolidation	Improve Capacity	NA	6,000		N/A	436689-1		
V007A	This project will consolidate three existing security check points in the South Terminal into a single consolidated 15 lane centralized checkpoint to enhance TSA passenger processing efficiencies and passenger convenience.								
	planning	Unfunded costs will be funded by local share				Activity /Phase	Funding Source	Proposed Funding (in \$000s)	
								2015 - 2016	2016 - 2017
								2017 - 2018	2018 - 2019
								2019 - 2020	
						PLN	LFF	3,125	0
						PLN	FDOT	3,125	0

MIAMI-DADE METROPOLITAN PLANNING ORGANIZATION
TRANSPORTATION IMPROVEMENT PROGRAM
AVIATION DEVELOPMENT

(All Projects are at Miami International Airport - MIA and General Aviation Airports)

MPO Project Num.	Facility/Project Name	Type of Work	L RTP Ref	Project Cost (\$000s)	Prior Years Funding (\$000s)	Construction Year	FDOT Work Program Number	Federal Aid Number	
Agency Project Num.	Detailed Project Description								
	Status	Remarks/Comments							


APV008A	Miami International Aiport Terminal E thru F Connector	Connector	NA	96,000		N/A	423290 4					
V008A	Construct a new post-security passenger connector corridor between Terminal E and F to provide enhanced passenger circulation between the concourses											
	planning	Unfunded costs will be funded by local share	Activity /Phase	Funding Source	Proposed Funding (in \$000s)							
					2015 - 2016	2016 - 2017	2017 - 2018	2018 - 2019	2019 - 2020			
			PLN	FDOT	0	0	0	7,540	0			
			PLN	LFF	0	0	0	7,540	0			

APV009A	Miami Executive Airport Taxiway D and Associated Connector D1 and D2	Rehabilitation	NA	2,000		N/A	435379-1					
V009A	Mill, overlay and restrip Taxiway D and Associated Connectors D1 and D2.											
	Planning					Activity /Phase	Funding Source	Proposed Funding (in \$000s)				
								2015 - 2016	2016 - 2017	2017 - 2018	2018 - 2019	2019 - 2020
				PLN	FDOT	0	0	0	1,000	0		
				PLN	LFF	0	0	0	1,000	0		

APV010A	OPF Internal Perimeter Road System	Road improvements	NA	4,000		N/A	436774 1					
V010A	The construction of a new road from North to West of the Opa-locka Executive Airport (OPF)											
	planning		Activity /Phase	Funding Source	Proposed Funding (in \$000s)							
					2015 - 2016	2016 - 2017	2017 - 2018	2018 - 2019	2019 - 2020			
			PLN	FDOT DDR	0	0	0	0	2,000			
			PLN	LFF	0	0	0	0	2,000			

**MIAMI-DADE METROPOLITAN PLANNING ORGANIZATION
TRANSPORTATION IMPROVEMENT PROGRAM
AVIATION DEVELOPMENT**

(All Projects are at Miami International Airport - MIA and General Aviation Airports)

MPO Project Num.	Facility/Project Name	Type of Work	L RTP Ref	Project Cost (\$000s)	Prior Years Funding (\$000s)	Construction Year	FDOT Work Program Number	Federal Aid Number	
Agency Project Num.	Detailed Project Description								
	Status	Remarks/Comments							


APV011A	MIA New Central Terminal H thru F	Expansion	NA	2,000,000		N/A	436776 1		
V011A	This project will demolish Central Terminal and will build a new Central Terminal from F through H. It is recommended by the Master Plan.								
	Planning	Project is projected for New CIP once the Master Plan is accepted and adopted Unfunded costs will be planned accordingly	Activity /Phase	Funding Source	Proposed Funding (in \$000s)				
					2015 - 2016	2016 - 2017	2017 - 2018	2018 - 2019	2019 - 2020
			PLN	LFF	0	0	0	0	1,000
			PLN	FDOT DDR	0	0	0	0	1,000

APV012A	Miami Executive Airiport Internal Perimeter Road System	Road capacity	NA	4,000		N/A	436778-1			
V012A	Construct a new road around the airport perimeter.									
	planning	Unfunded cost can be covered by FAA and local funds	Activity /Phase	Funding Source	Proposed Funding (in \$000s)					
					2015 - 2016	2016 - 2017	2017 - 2018	2018 - 2019	2019 - 2020	
				PLN	FDOT DDR	0	0	0	0	2,000
				PLN	LFF	0	0	0	0	2,000

APV013A	Miami International Airport Concourse F Apron and Utilities	Apron expansion	NA	150,000		N/A	436779 1					
V013A	Expand and new apron area and all utilities in Concourse F.											
	Planning	Project cost has not been completed			Activity /Phase	Funding Source	Proposed Funding (in \$000s)					
							2015 - 2016	2016 - 2017	2017 - 2018	2018 - 2019	2019 - 2020	
				PLN	FDOT	0	0	0	0	1,000		
				PLN	LFF	0	0	0	0	1,000		

MIAMI-DADE METROPOLITAN PLANNING ORGANIZATION
TRANSPORTATION IMPROVEMENT PROGRAM
AVIATION DEVELOPMENT

(All Projects are at Miami International Airport - MIA and General Aviation Airports)


MPO Project Num.	Facility/Project Name	Type of Work	L RTP Ref	Project Cost (\$000s)	Prior Years Funding (\$000s)	Construction Year	FDOT Work Program Number	Federal Aid Number	
Agency Project Num.	Detailed Project Description								
	Status	Remarks/Comments							

APV014A	Miami International Airport Concourse H Apron and Utilities	Apron Expansion	NA	150,000		N/A	436786-1					
V014A	New apron expansion and new utilities in the Concourse H area											
	planning	Project cost is pending final estimate				Activity /Phase	Funding Source	Proposed Funding (in \$000s)				
								2015 - 2016	2016 - 2017	2017 - 2018	2018 - 2019	2019 - 2020
				PLN	FDOT	0	0	0	0	1,000		
				PLN	LFF	0	0	0	0	1,000		


APV015A	Miami International Airport Concourse G Apron and Utilities	Apron Expansion	NA	150,000		N/A	436786-2					
V015A	Expand apron in concourse G and all utilities. Project is being study under the New Master Plan.											
	planning	This is preliminary cost estimate	Activity /Phase	Funding Source	Proposed Funding (in \$000s)							
					2015 - 2016	2016 - 2017	2017 - 2018	2018 - 2019	2019 - 2020			
				PLN	FDOT	0	0	0	0	1,000		
				PLN	LFF	0	0	0	0	1,000		

MIAMI-DADE METROPOLITAN PLANNING ORGANIZATION
TRANSPORTATION IMPROVEMENT PROGRAM
AVIATION DEVELOPMENT

(All Projects are at Miami International Airport - MIA and General Aviation Airports)


MPO Project Num.	Facility/Project Name	Type of Work	L RTP Ref	Project Cost (\$000s)	Prior Years Funding (\$000s)	Construction Year	FDOT Work Program Number	Federal Aid Number				
Agency Project Num.	Detailed Project Description											
	Status	Remarks/Comments										
APPFL0009078	Kendall Tamiami Executive Airport Enlarge the CBP aircraft operations ramp	Extend Taxiway (Capacity)	NA	2,000	0	N/A	431130 3					
PFL0009078	The current 150 ft X 200 ft size is inadequate for larger aircraft volume of activity during peak holidays. CBP staff has cleared approx 80 aircraft on Jan1'10 and 56 aircraft on Jan.1'11 during a 7.5 hr duty day. The current configuration creates congestion with resulting taxiway closures for aircraft parking & safety concerns with movement of CBP inspectors, passengers & crew.											
						Activity /Phase	Funding Source	Proposed Funding (in \$000s)				
								2015 - 2016	2016 - 2017	2017 - 2018	2018 - 2019	2019 - 2020
						PLN	FDOT	0	1,000	0	0	
						PLN	LFF	0	1,000	0	0	
APPFL0009079	Kendall Tamiami Executive Airport Taxiway D Connector Rehabilitation	Extend Taxiway (Standards)	NA	2,460	0	N/A	431130 2					
PFL0009079	Rehabilitation of Taxiway D connector.											
						Activity /Phase	Funding Source	Proposed Funding (in \$000s)				
			Unfunded portion will be funded by local share					2015 - 2016	2016 - 2017	2017 - 2018	2018 - 2019	2019 - 2020
						PLN	FDOT	0	1,880	0	0	
						PLN	LFF	0	1,880	0	0	
APPFL0009081	Homestead General Aviation Airport X51 Segmented Circle Overhaul	Improve Utilities	NA	800		N/A	431127 2					
PFL0009081	The FAA required segmented circle needs to be replaced/improved and is required at a non-towered airport. This provides critical visual indication to pilots overflying the airport of runway traffic pattern flow. (This is not on the ALP)											
						Activity /Phase	Funding Source	Proposed Funding (in \$000s)				
			UPIN No PFL0009081					2015 - 2016	2016 - 2017	2017 - 2018	2018 - 2019	2019 - 2020
						PLN	FDOT	0	400	0	0	
						PLN	LFF	0	400	0	0	

MIAMI-DADE METROPOLITAN PLANNING ORGANIZATION
TRANSPORTATION IMPROVEMENT PROGRAM
AVIATION DEVELOPMENT
 (All Projects are at Miami International Airport - MIA and General Aviation Airports)

MPO Project Num.	Facility/Project Name	Type of Work	L RTP Ref	Project Cost (\$000s)	Prior Years Funding (\$000s)	Construction Year	FDOT Work Program Number	Federal Aid Number	
Agency Project Num.	Detailed Project Description								
	Status	Remarks/Comments							
APT025A	MIA Terminal Wide Lightning Protection System	Improvement project	NA	24,000	0	N/A	433371 1		
T025A	Lightning protection system for concourses E thru H which will be tie with the existing LPS in Terminal Building. Lightning rods and cables will be placed on the roof of the terminal building.								
	Planning	Unfunded Portions of the Project Costs may be requested by applying to FAA and any costs that exceed grant funds by local share	Activity /Phase	Funding Source	Proposed Funding (in \$000s)				
					2015 - 2016	2016 - 2017	2017 - 2018	2018 - 2019	2019 - 2020
					PLN	FDOT DDR	0	0	2,925
					PLN	LF	0	0	2,925

MIAMI-DADE METROPOLITAN PLANNING ORGANIZATION
TRANSPORTATION IMPROVEMENT PROGRAM
AVIATION DEVELOPMENT

(All Projects are at Miami International Airport - MIA and General Aviation Airports)


MPO Project Num.	Facility/Project Name	Type of Work	L RTP Ref	Project Cost (\$000s)	Prior Years Funding (\$000s)	Construction Year	FDOT Work Program Number	Federal Aid Number	
Agency Project Num.	Detailed Project Description								
	Status	Remarks/Comments							

AP4311271	HOMESTEAD GENERAL RUNWAY 18/36 PAVEMENT REHABILITATION	AVIATION PRESERVATION PROJECT	C-9	754	0	N/A			
4311271									
			Activity /Phase	Funding Source	Proposed Funding (in \$000s)				
					2015 - 2016	2016 - 2017	2017 - 2018	2018 - 2019	2019 - 2020
			CAPITAL	DPTO	0	377	0	0	0
			CAPITAL	LF	0	377	0	0	0

AP4353791	KENDALL TAMIAMI AIRPORT TAXIWAY REHABILITATION	AVIATION REVENUE/OPERATIONAL	C-9	2,002	0	N/A				
4353791										
			Activity /Phase	Funding Source	Proposed Funding (in \$000s)					
					2015 - 2016	2016 - 2017	2017 - 2018	2018 - 2019	2019 - 2020	
				CAPITAL	LF	0	0	0	1,001	0
				CAPITAL	DPTO	0	0	0	1,001	0

**MIAMI-DADE METROPOLITAN PLANNING ORGANIZATION
TRANSPORTATION IMPROVEMENT PROGRAM
AVIATION DEVELOPMENT**

(All Projects are at Miami International Airport - MIA and General Aviation Airports)

MPO Project Num.	Facility/Project Name	Type of Work	L RTP Ref	Project Cost (\$000s)	Prior Years Funding (\$000s)	Construction Year	FDOT Work Program Number	Federal Aid Number	
Agency Project Num.	Detailed Project Description								
	Status	Remarks/Comments							


APF117B	MIA Concourse E and E Satellite Renovations	Terminal Development: Improve Terminal Building (Standards)	NA	310,000	4,611	N/A	427758 1			
F117B	The project comprises the installation of all required Life and Safety equipment , fire alarms and fire sprinklers and components to upgrade the lower levels of CC E & E-Satellite New MDAD Project No. U010A.									
	Planning	Unfunded portion of the project will be funded by local share reserve maintenance funds	Activity /Phase	Funding Source	Proposed Funding (in \$000s)					
					2015 - 2016	2016 - 2017	2017 - 2018	2018 - 2019	2019 - 2020	
			PLN	FDOT DDR	7,598	0	3,500	10,975	0	
			PLN	LF	7,596	0	3,500	10,975	0	

APK001H	MIA Perimeter Road Bridge Replacement	Modify Access Road (Other)	NA	22,000	0	N/A	429271 1				
K001H	To a new widened Tamiami Canal bridge, and rerouted to NW 42nd Court onto NW 20th Street with unimpeded access to the MIA Terminal through Central Blvd.										
	Planning				Activity /Phase	Funding Source	Proposed Funding (in \$000s)				
							2015 - 2016	2016 - 2017	2017 - 2018	2018 - 2019	2019 - 2020
				PLN	GMR	0	1,000	5,536	5,000	0	
				PLN	LFF	0	1,000	5,536	5,000	0	

APK152A	MIA Cc H Headhouse Gates H15 and H15A Modification Phase 1	Terminal Development: Modify Terminal Building	NA	33,800	7,428	N/A	423290 2			
K152A	Modify Gate H15 and H15A for a fully operationa A380 aircraft. The Scope of this project may be expanded . The Department approved only Phase 1 of this project. New project number is T012A. Total project cost \$72.9M									
	Planning	Unfunded portions of the project costs may be requested to FAA participation and local share that exceeds grants funds	Activity /Phase	Funding Source	Proposed Funding (in \$000s)					
					2015 - 2016	2016 - 2017	2017 - 2018	2018 - 2019	2019 - 2020	
				PLN	FDOT	0	0	1,950	4,001	0
				PLN	LFF	0	0	1,950	4,001	0

**MIAMI-DADE METROPOLITAN PLANNING ORGANIZATION
TRANSPORTATION IMPROVEMENT PROGRAM
AVIATION DEVELOPMENT**

(All Projects are at Miami International Airport - MIA and General Aviation Airports)


MPO Project Num.	Facility/Project Name	Type of Work	L RTP Ref	Project Cost (\$000s)	Prior Years Funding (\$000s)	Construction Year	FDOT Work Program Number	Federal Aid Number	
Agency Project Num.	Detailed Project Description								
	Status	Remarks/Comments							

APP246A	MIA Upgrade Terminal PLBs to 400 Hz Pre Conditioned Air	Improve Terminal Building (Standards)	NA	24,600	2	N/A	429272 1					
P246A	This project provides Passenger Loading Bridge (PLB) mounted 400 Hz Pre-Conditioned Air (PCA) and 90 KVa Point of Use (POU) 400 Hz ground power (GP) conversion units to accommodate the new emerging B747 & 747-8 aircraft.											
	Planning	Unfunded Portions of the Project Costs may be requested to FAA and the local share of any costs that exceed grant funds	Activity /Phase	Funding Source	Proposed Funding (in \$000s)							
					2015 - 2016	2016 - 2017	2017 - 2018	2018 - 2019	2019 - 2020			
			PLN	DPTO	1,763	0	1,000	0	0			
			PLN	LFF	1,763	0	1,000	0	0			

APP247A	MIA NT Life Safety Master Plan Improvements 3rd and 4th Floors	Improve Terminal Building (Standards)	NA	12,500	0	N/A	429467 1					
P247A	Implementation of Life Master Plan upgrades to the fire notification system (s) (audio and visual alarms) and fire protection (sprinkler system) for 200,000 square feet of usable office space on the 3rd and 4th floors of the North Terminal.											
		Unfunded portion of the project will be funded by local funds	Activity /Phase	Funding Source	Proposed Funding (in \$000s)							
					2015 - 2016	2016 - 2017	2017 - 2018	2018 - 2019	2019 - 2020			
			PLN	DPTO	3,125	0	0	0	0	0		
			PLN	LFF	3,125	0	0	0	0	0		

APP248A	MIA Central Terminal Cc D Thru F Remodeling	Improve Terminal Building (Standards)	NA	41,500	0	N/A	429269 1					
P248A	The project's scope is to provide upgrades in the general apperance and functionality of the Central Terminal.											
	Project Deferred	UPIN No PFL0003171Post CIPDepartment has deferred this project until SMP is completed				Activity /Phase	Funding Source	Proposed Funding (in \$000s)				
								2015 - 2016	2016 - 2017	2017 - 2018	2018 - 2019	2019 - 2020
				PLN	FDOT DDR	0	0	597	0	0		
				PLN	LFF	0	0	597	0	0		

MIAMI-DADE METROPOLITAN PLANNING ORGANIZATION
TRANSPORTATION IMPROVEMENT PROGRAM
AVIATION DEVELOPMENT
 (All Projects are at Miami International Airport - MIA and General Aviation Airports)

MPO Project Num.	Facility/Project Name	Type of Work	L RTP Ref	Project Cost (\$000s)	Prior Years Funding (\$000s)	Construction Year	FDOT Work Program Number	Federal Aid Number	
Agency Project Num.	Detailed Project Description								
	Status	Remarks/Comments							


APP250A	MIA Airport Operations and Communications Center AOCC	Security Enhancements (EDS)	NA	8,700	0	N/A	436692-1			
P250A	Consolidation and the Terminal Building integration of all security, command and control functions for managing emergencies at the Terminal Building The AOCC implementation cost is \$5000,000. All phases of the project for the planned SOCC is \$10M									
	Planning	Unfunded portion of the project will be funded by local funds	Activity /Phase	Funding Source	Proposed Funding (in \$000s)					
					2015 - 2016	2016 - 2017	2017 - 2018	2018 - 2019	2019 - 2020	
			PLN	FDOT	2,396	0	0	0	0	
			PLN	LFF	2,396	0	0	0	0	

APP253A	MIA Central Base Apron and Utilities Modification and Expansion	Rehabilitate Taxiway	NA	207,000	0	N/A	431229 2			
P253A	This project is brokwn down into Phase IA Culverting of 10A Canal;Phase IB Apron Pavement Modification and Expansion; Phase IC -Apron Pavement Modification and Expansion and Phase II Apron pavement Modification/Demolition of MDAD Facilities									
	Planning	Preapplication submitted to FAA for design development services First phase of this project range from 2015 2018 and Phase 2 2025	Activity /Phase	Funding Source	Proposed Funding (in \$000s)					
					2015 - 2016	2016 - 2017	2017 - 2018	2018 - 2019	2019 - 2020	
			PLN	LFF	1,675	8,229	0	0	6,500	
			PLN	FDOT DDR	1,675	8,229	0	0	6,500	

APP255A	MIA Taxiway T Rehabilitation	Rehabilitate Taxiway	NA	18,000	0	N/A	429533 2					
P255A	The project involves the pavement rehabilitation and overlay of pavement surfaces, including the upgrading of all associated utilities, lights, electrical circuits, marking and centerline, edge and hold bar lighting, some lime-rock base reconstruction.											
	Planning					Activity /Phase	Funding Source	Proposed Funding (in \$000s)				
								2015 - 2016	2016 - 2017	2017 - 2018	2018 - 2019	2019 - 2020
				PLN	LFF	100	0	0	0	0		
				PLN	FDOT DDR	100	0	0	0	0		

**MIAMI-DADE METROPOLITAN PLANNING ORGANIZATION
TRANSPORTATION IMPROVEMENT PROGRAM
AVIATION DEVELOPMENT**

(All Projects are at Miami International Airport - MIA and General Aviation Airports)

MPO Project Num.	Facility/Project Name	Type of Work	L RTP Ref	Project Cost (\$000s)	Prior Years Funding (\$000s)	Construction Year	FDOT Work Program Number	Federal Aid Number	
Agency Project Num.	Detailed Project Description								
	Status	Remarks/Comments							


APP256A	MIA Taxiway S Rehabilitation	Rehabilitate Taxiway	NA	18,000	0	N/A	429533 3					
P256A	The project involves the pavement rehabilitation and overlay of pavement surfaces, including the upgrading of all associated utilities, lights, electrical circuits, marking and centerline, edge and hold bar lighting, some lime-rock base reconstruction.											
	Planning	Unfunded portion may be applied with FAA and local funding	Activity /Phase	Funding Source	Proposed Funding (in \$000s)							
					2015 - 2016	2016 - 2017	2017 - 2018	2018 - 2019	2019 - 2020			
			PLN	LFF	100	0	0	0	0	0		
			PLN	FDOT DDR	100	0	0	0	0	0		

APP259A	MIA CC E and F Taxilane and Apron Rehabilitation	Rehabilitate Apron	NA	3,500	0	N/A	429534 2		
P259A	The project involves the pavement rehabilitation and overlay of pavement surfaces, including the upgrading of all associated utilities, lights, electrical circuits, marking and centerline, edge and hold bar lighting, some lime-rock base reconstruction.								
	Planning	Request to reprogram funding for FY 17	Activity /Phase	Funding Source	Proposed Funding (in \$000s)				
					2015 - 2016	2016 - 2017	2017 - 2018	2018 - 2019	2019 - 2020
			PLN	LFF	0	0	0	0	25
			PLN	FDOT DDR	0	0	0	0	25


APP262A	MIA Fuel Tanker Parking Facility	Construct Parking Lot (Non-Revenue/Non-hub and MAP only)	NA	6,000	0	N/A	429532 1					
P262A	This project will provide for the construction of a new state of the art fuel tanker parking facility located in the MIA West Cargo area.											
	Planning	UPIN No PFL 00084711Unfunded portion will be funded by local share	Activity /Phase	Funding Source	Proposed Funding (in \$000s)							
					2015 - 2016	2016 - 2017	2017 - 2018	2018 - 2019	2019 - 2020			
			PLN	FDOT	750	0	0	0	0			
			PLN	LFF	3,000	0	0	0	0			

**MIAMI-DADE METROPOLITAN PLANNING ORGANIZATION
TRANSPORTATION IMPROVEMENT PROGRAM
AVIATION DEVELOPMENT**

(All Projects are at Miami International Airport - MIA and General Aviation Airports)


MPO Project Num.	Facility/Project Name	Type of Work	L RTP Ref	Project Cost (\$000s)	Prior Years Funding (\$000s)	Construction Year	FDOT Work Program Number	Federal Aid Number	
Agency Project Num.	Detailed Project Description								
	Status	Remarks/Comments							
APP264A	MIA Terminal Wide Reroofing Drains and Scuppers	Rehabilitate Terminal Building (Standards)	NA	60,000	1,892	N/A	429531 1		
P264A	The project provides for installation of new roof, drains on the MIA Terminal roof to compensate for the roof drains and scuppers that have been blocked or removed by new construction and Terminal additions over the last four decades.								
		Unfunded Portions of the Project Costs may be requested to FAA MDAD will fund the local share of any costs that exceed grant funds			Activity /Phase	Funding Source	Proposed Funding (in \$000s)		
							2015 - 2016	2016 - 2017	2017 - 2018
							2018 - 2019	2019 - 2020	
					PLN	FDOT DDR	5,279	2,377	6,454
					PLN	LFF	5,279	2,377	6,454
APP267A	MIA Wayfinding and Signage Master Plan Implementation	Improve Airport Miscellaneous Improvements	NA	6,600	3,315	N/A	420435 1		
P267A	The project involves the implementation of the Wayfinding & Signage Master Plan related to the rebranding of the terminals as North, Central & South. Implementation of Central Boulevard Signage								
	Construction	Unfunded portion of the project will be funded by local share			Activity /Phase	Funding Source	Proposed Funding (in \$000s)		
							2015 - 2016	2016 - 2017	2017 - 2018
							2018 - 2019	2019 - 2020	

MIAMI-DADE METROPOLITAN PLANNING ORGANIZATION
TRANSPORTATION IMPROVEMENT PROGRAM
AVIATION DEVELOPMENT
 (All Projects are at Miami International Airport - MIA and General Aviation Airports)

MPO Project Num.	Facility/Project Name	Type of Work	L RTP Ref	Project Cost (\$000s)	Prior Years Funding (\$000s)	Construction Year	FDOT Work Program Number	Federal Aid Number	
Agency Project Num.	Detailed Project Description								
	Status	Remarks/Comments							
APP024A	TMB High Mast Lighting	Equipment: Acquire Equipment	NA	1,050	0	N/A	429530 1		
P024A	Installation of High Mast Lighting at Miami Executive Airport at Kendall.								
	Planning	Unfunded portion of the project may be requested to FAA or FDOT for additional funds	Activity /Phase	Funding Source	Proposed Funding (in \$000s)				
					2015 - 2016	2016 - 2017	2017 - 2018	2018 - 2019	2019 - 2020
					PLN	LFF	344	0	0
					PLN	FDOT	344	0	0

**MIAMI-DADE METROPOLITAN PLANNING ORGANIZATION
TRANSPORTATION IMPROVEMENT PROGRAM
AVIATION DEVELOPMENT**

(All Projects are at Miami International Airport - MIA and General Aviation Airports)

MPO Project Num.	Facility/Project Name	Type of Work	L RTP Ref	Project Cost (\$000s)	Prior Years Funding (\$000s)	Construction Year	FDOT Work Program Number	Federal Aid Number	
Agency Project Num.	Detailed Project Description								
	Status	Remarks/Comments							


API111B	Homestead General Aviation Airport Security Project	Security Enhancements (EDS)	NA	1,529	765	N/A	427756 1					
I111B	X-51 (Homestead General) security project involving access control and surveillance.											
	Planning	UPIN# PFL0007655	Activity /Phase	Funding Source	Proposed Funding (in \$000s)							
					2015 - 2016	2016 - 2017	2017 - 2018	2018 - 2019	2019 - 2020			
			PLN	FDOT	0	0	0	459				
			PLN	LF	0	0	0	459				

APK027A	Homestead General Aviation Airport Runway 18/36 Connectors Rehabilitation	Runway: Rehab Runway	NA	1,754	0	N/A	4292671					
K027A	This project will provide pavement milling and P-401 overlay on runway 18/36 and connectors at Homestead General Aviation . The milling should be to a depth of 1 inch and strengthening with 2.5 inch of P-401 asphalt for flexible pavement on Runway 18/36 at the airport.											
	Planning	UPIN#: PFL0007657Unfunded Portions of the Project Costs may be requested to FAA participation during the gaming cycle and will fund the local share of any costs	Activity /Phase	Funding Source	Proposed Funding (in \$000s)							
					2015 - 2016	2016 - 2017	2017 - 2018	2018 - 2019	2019 - 2020			
					PLN	FDOT	0	277	0	0	0	
					PLN	LFF	0	277	0	0	0	

APN055A	X51 Runway 18/36 Pavement Rehabilitation	Rehabilitate	NA	750	0	N/A	431127-1					
N055A	This project will provide pavement milling and P-401 overlay on runway 18/36 at Homestead GA Airport. The milling should be to a depth of 1 inch and strengthening with 2.5 inch of P-401 asphalt for the flexible pavement on runway.											
	Planning	UPIN# PFL0007657Unfunded Portions of the Project Costs may be requested to FAA participation during the gaming cycle and will fund the local share of any costs that	Activity /Phase	Funding Source	Proposed Funding (in \$000s)							
					2015 - 2016	2016 - 2017	2017 - 2018	2018 - 2019	2019 - 2020			
			PLN	LFF	0	377	0	0				
			PLN	FDOT	0	377	0	0				


MIAMI-DADE METROPOLITAN PLANNING ORGANIZATION
TRANSPORTATION IMPROVEMENT PROGRAM
AVIATION DEVELOPMENT

(All Projects are at Miami International Airport - MIA and General Aviation Airports)

MPO Project Num.	Facility/Project Name	Type of Work	L RTP Ref	Project Cost (\$000s)	Prior Years Funding (\$000s)	Construction Year	FDOT Work Program Number	Federal Aid Number	
Agency Project Num.	Detailed Project Description								
	Status	Remarks/Comments							
APK036A	OPF Rehab Apron Pavement	Apron: Construct Apron (Standards)	NA	1,860	855	N/A	422317 2		
K036A	This project will replace the underlying base and the severely cracked and weathered PCC apron slabs in the area of Bldg. 101, 102, and 103 at Opa-locka Executive Airport. To meet standards.								
	Construction	UPIN#: PFL0003270			Activity /Phase	Funding Source	Proposed Funding (in \$000s)		
							2015 - 2016	2016 - 2017	2017 - 2018
							2018 - 2019	2019 - 2020	
APP266A	Opa locka Executive Airport Taxiway Repair	Rehabilitate Taxiway	NA	1,000	0	N/A	429268 1		
P266A	The project involves the pavement rehabilitation and overlay of pavement surfaces, including the upgrading of all associated utilities, lights, electrical circuits, marking and centerline, edge and hold bar lighting, some lime-rock base reconstruction.								
	Planning	Unfunded Portions of the Project Costs may be requested to FAA or MDAD will fund any costs that exceed grant funds			Activity /Phase	Funding Source	Proposed Funding (in \$000s)		
							2015 - 2016	2016 - 2017	2017 - 2018
							2018 - 2019	2019 - 2020	
					PLN	FDOT	138	0	0
					PLN	LFF	138	0	0

MIAMI-DADE METROPOLITAN PLANNING ORGANIZATION
TRANSPORTATION IMPROVEMENT PROGRAM
AVIATION DEVELOPMENT

(All Projects are at Miami International Airport - MIA and General Aviation Airports)


MPO Project Num.	Facility/Project Name	Type of Work	L RTP Ref	Project Cost (\$000s)	Prior Years Funding (\$000s)	Construction Year	FDOT Work Program Number	Federal Aid Number	
Agency Project Num.	Detailed Project Description								
	Status	Remarks/Comments							

APG046A	Dade Collier Training Transition Airport	Other: install miscellaneous NAVAIDS/Approach Aids	NA	340	0	N/A	425872 1					
G046A	Replacement of RWY 9 ILS Approach Lighting System with MALSR. Upgrade by replacing the existing ALS which has reached its useful life cycle and has become unreliable.											
	Planning	Unfunded portion of the project by FAA and local share	Activity /Phase	Funding Source	Proposed Funding (in \$000s)							
					2015 - 2016	2016 - 2017	2017 - 2018	2018 - 2019	2019 - 2020			
			PLN	FDOT DDR	0	0	75	0	0			
			PLN	LFF	0	0	75	0	0			

APK026A	Dade Collier Training and Transition Airport	Runways: Rehabilitate Runway	NA	1,000	13	N/A	427754 1					
K026A	Restriping of pavement markings on runway, connectors and taxiways. Project consists of milling and resurfacing Taxiway B, restriping of all markings on all existing runways, connectors and taxiways.											
	Planning	UPIN# PFL00010431	Activity /Phase	Funding Source	Proposed Funding (in \$000s)							
					2015 - 2016	2016 - 2017	2017 - 2018	2018 - 2019	2019 - 2020			
			PLN	LF	500	0	0	0	0			
			PLN	FDOT	500	0	0	0	0			

MIAMI-DADE METROPOLITAN PLANNING ORGANIZATION
TRANSPORTATION IMPROVEMENT PROGRAM
AVIATION DEVELOPMENT


(All Projects are at Miami International Airport - MIA and General Aviation Airports)

MPO Project Num.	Facility/Project Name	Type of Work	L RTP Ref	Project Cost (\$000s)	Prior Years Funding (\$000s)	Construction Year	FDOT Work Program Number	Federal Aid Number	
Agency Project Num.	Detailed Project Description								
	Status	Remarks/Comments							

APK031A	Kendall Tamiami Exeuctive Airport Relocate Airfield Rotating Beacon	Other: install miscellaneous NAVAIDS/Approach Aids	NA	290	0	N/A	425873 1					
K031A	Relocation of the existing airfield rotating beacon to the westside of the airfield.											
	Planning	UPIN#: PFL0000963 Unfunded portion may be requested to FAA participation	Activity /Phase	Funding Source	Proposed Funding (in \$000s)							
					2015 - 2016	2016 - 2017	2017 - 2018	2018 - 2019	2019 - 2020			
			PLN	FDOT DDR	0	0	130	0	0			
			PLN	LFF	0	0	130	0	0			

Yearly Total	56,034	39,682	44,334	59,952	40,372
5 Year TIP Total				240,374	

TRANSPORTATION IMPROVEMENT PROGRAM (TIP)



PART TWO: 5-YEAR PROJECT LISTING

Multimodal Seaport Development



THIS PAGE INTENTIONALLY LEFT BLANK

Fiscal Years 2015/2016 - 2019/2020 Transportation Improvement Program



MULTIMODAL SEAPORT DEVELOPMENT

The Dante B. Fascell Port of Miami-Dade ("PortMiami")

Transportation Improvement Program Strategy

PortMiami (Port) is known as the Cruise Capital of the World with more than 4.8 million passengers annually and as the Cargo Gateway of the Americas with more than 876,708 TEU's annually. The Port's Transportation Improvement Program (TIP) is comprised of a total of \$177 million in funded projects over the next five years and reflects the Port's aggressive strategy of optimizing land use and enhancing throughput capacity to meet the demands of the cargo and cruise industries.

As part of the Capital Development Program, the Port is dedicated to meet and exceed industry demands by supporting the following Capital Improvement Projects:

- Miami Harbor Phase III Dredge
- Intermodal and Rail Reconnections
- Cargo Container Yards
- Cruise Terminals and Parking
- Seaport Security

The Port continues to assertively seek grant funding from local, state and federal sources. This year's TIP reflects support from the Florida Department of Transportation (FDOT) and the U.S. Department of Homeland Security (DHS). Last fiscal year, FDOT awarded a \$2.7 million Joint Participation Agreement (JPA) for the Miami Harbor Deepening Phase III project and DHS provided support for security projects under the Port Security Grant Programs through a \$661,000 grant to support security operations at the Port. These agencies and the Port's partners continue to be part of the established goals to support the program and accommodate growth.

PortMiami Accomplishments

PortMiami Tunnel: This project, led by FDOT and supported by the City of Miami and the Port, directly connects the PortMiami to I-395. The tunnel alleviates congestion by diverting a significant portion of traffic from downtown streets.

Gantry Cranes: With the receipt of four (4) New Super Post-Panamax Cranes, the Port now has thirteen (13) container cranes and the capacity to handle the new class of megaships with a cargo capacity of over 10,000 TEU's. PortMiami was number two in the U.S. in Port Productivity designation, as a result of averaging 75 container moves per hour between ship arrival and departure. Thus the Port is well positioned to receive traffic through the new Panama Canal when it opens.

Seaport Security: Security continues to be an item of national significance; therefore PortMiami operates under the Title 33 Code of Federal Regulations (CFR) Part 105 and receives support from the Department of Homeland Security (DHS) to fund security projects eligible under the Port Security Grants Program (PSGP).

Cargo Container Yards: As part of its contracts with the cargo terminal operators, the Port is committed to improving drainage and pavement in the cargo terminals as well as continuing improvements to bulkheads.

Miami Harbor Phase III Dredge: PortMiami obtained Congressional Authorization through the Water Resources Development Act of 2007 for Phase III of the Miami Harbor Dredging project. With the increased dredge depth of minus 50'/52' feet along with the other improvements, the Port will be able to increase its cargo capacity and accommodate the super-size container vessels arriving via the Panama Canal.

Intermodal and Rail Reconnection: This project, led by the Port, has three components. 1) The rehabilitation of the rail bridge which connects PortMiami to the mainland. 2) The construction of a rail intermodal yard, including working tracks, loading apron, and loading equipment to service the yard, and 3) The upgrade of mainline track approaches and two at grade signalized railroad crossings.

Cruise Terminals and Parking: Cruise terminal improvements are preparing the Port for larger cruise ships. These projects include upgrading all existing and new terminals to keep up with the growing industry, thus exceeding passenger demand. In fact, 2014 welcomed MSC Divina and the Norwegian Getaway to PortMiami

THIS PAGE INTENTIONALLY LEFT BLANK

MIAMI-DADE METROPOLITAN PLANNING ORGANIZATION
TRANSPORTATION IMPROVEMENT PROGRAM
MIAMI-DADE SEAPORT DEPARTMENT
(All Projects are located at the Seaport, unless otherwise noted)

MPO Project Num.	Facility/Project Name	Type of Work	L RTP Ref	Project Cost (\$000s)	Prior Years Funding (\$000s)	Construction Year	FDOT Work Program Number	PORTMIAMI					
Agency Project Num.	Detailed Project Description												
	Status	Remarks/Comments											
SP6410330	Facility Moves MSRC	Facility Moves	NA	6,200	1,700	2016							
6410330	The movement of customer warehouses or other facilities as determined.												
	Planning							Proposed Funding (in \$000s)					
								2015 - 2016	2016 - 2017	2017 - 2018	2018 - 2019	2019 - 2020	
								CST	LF	1,500	0	3,000	0
SP6410510	Cruise Terminal H	Terminal H Rehabilitation	NA	1,000	1,000	N/A							
6410510	To Update terminal facility including but not limited to, fire equipment, chiller replacement and other upgrades to meet industry demand.												
	Under Construction							Proposed Funding (in \$000s)					
								2015 - 2016	2016 - 2017	2017 - 2018	2018 - 2019	2019 - 2020	
SP641540	Federal Inspection Facility	Federal Inspection Facility	NA	14,400	1,400	2016							
641540	Build a new facility to accommodate all federal inspection operations on port.												
	Planning							Proposed Funding (in \$000s)					
								2015 - 2016	2016 - 2017	2017 - 2018	2018 - 2019	2019 - 2020	
								CST	LF	13,000	0	0	0

MIAMI-DADE METROPOLITAN PLANNING ORGANIZATION
 TRANSPORTATION IMPROVEMENT PROGRAM
 MIAMI-DADE SEAPORT DEPARTMENT
 (All Projects are located at the Seaport, unless otherwise noted)

MPO Project Num.	Facility/Project Name	Type of Work	LRTP Ref	Project Cost (\$000s)	Prior Years Funding (\$000s)	Construction Year	FDOT Work Program Number	PORTMIAMI.
Agency Project Num.	Detailed Project Description							
	Status	Remarks/Comments						
SP641770	Cruise Terminal B and C	Cruise Terminal B & C for new service	NA	20,000	11,000	N/A	43336319401	
641770	Expand and remodel CT B & C to accept more than one ship simultaneously							
	Underway	FDOT funding in prior years			Activity /Phase	Funding Source	Proposed Funding (in \$000s)	
							2015 - 2016	2016 - 2017
							2017 - 2018	2018 - 2019
							2019 - 2020	
					PE/CST	LF	9,000	0
							0	0
							0	0

MIAMI-DADE METROPOLITAN PLANNING ORGANIZATION
TRANSPORTATION IMPROVEMENT PROGRAM
MIAMI-DADE SEAPORT DEPARTMENT
(All Projects are located at the Seaport, unless otherwise noted)

MPO Project Num.	Facility/Project Name	Type of Work	LRTP Ref	Project Cost (\$000s)	Prior Years Funding (\$000s)	Construction Year	FDOT Work Program Number	PORTMIAMI.						
Agency Project Num.	Detailed Project Description													
	Status	Remarks/Comments												
SP2544522	PORT OF MIAMI SOUTH FISHERMAN'S CHANNEL	SEAPORT CAPACITY PROJECT	6-4	175,901	172,482	N/A								
2544522														
								Activity /Phase	Funding Source	Proposed Funding (in \$000s)				
										2015 - 2016	2016 - 2017	2017 - 2018	2018 - 2019	2019 - 2020
								CAPITAL	PORT	2,544	0	0	0	0
								CAPITAL	COE	0	0	0	0	0
								CAPITAL	DDR	0	0	0	0	0
								CAPITAL	DIS	0	0	0	0	0
								CAPITAL	DPTO	0	0	0	0	0
								CAPITAL	DS	0	0	0	0	0
								CAPITAL	GMR	0	0	0	0	0
								CAPITAL	LF	0	0	0	0	0
								CAPITAL	LF	855	0	0	0	0
								CAPITAL	POED	0	0	0	0	0
								CAPITAL	PORB	20	0	0	0	0

MIAMI-DADE METROPOLITAN PLANNING ORGANIZATION
TRANSPORTATION IMPROVEMENT PROGRAM
MIAMI-DADE SEAPORT DEPARTMENT
(All Projects are located at the Seaport, unless otherwise noted)

MPO Project Num.	Facility/Project Name	Type of Work	LRTP Ref	Project Cost (\$000s)	Prior Years Funding (\$000s)	Construction Year	FDOT Work Program Number	PORTMIAMI						
Agency Project Num.	Detailed Project Description													
	Status	Remarks/Comments												
SP642780	Intermodal and Rail Reconnection	Intermodal and Rail Reconnection	NA	27,567	27,567	N/A								
642780	1)Rehabilitation of the bascule bridge2)Construction of on port-Rail Lines 3)Construction of an Intermodal Apron													
	Overall project completion is 99 percent	TIGER II Discretionary Grant with US DOT	Activity /Phase	Funding Source	Proposed Funding (in \$000s)									
					2015 - 2016	2016 - 2017	2017 - 2018	2018 - 2019	2019 - 2020					
					0	0	0	0	0					
								PE/CST	FED D	0	0	0	0	0
SP642930	Cruise Terminal J Improvements	Cruise Terminal J Improvements	NA	4,694	4,694	N/A	43336319401							
642930	Upgrade and remodel CT J to attract luxury cruises.													
	Under Construction	FDOT Participation with prior year funding	Activity /Phase	Funding Source	Proposed Funding (in \$000s)									
					2015 - 2016	2016 - 2017	2017 - 2018	2018 - 2019	2019 - 2020					
					0	0	0	0	0					
								CST	LF	0	0	0	0	0
SP644010	Cargo Gateway Security Systems	Cargo Gate Modifications	NA	11,275	8,275	2016	42967619401							
644010	Improvements throughout the port to include but are not limited to IT/security hardware, software, and costs associated with the security equipment, gates and roadway construction.													
	Under Construction	FDOT participation with prior year funding	Activity /Phase	Funding Source	Proposed Funding (in \$000s)									
					2015 - 2016	2016 - 2017	2017 - 2018	2018 - 2019	2019 - 2020					
					3,000	0	0	0	0					
								CST	LF	3,000	0	0	0	0

MIAMI-DADE METROPOLITAN PLANNING ORGANIZATION
TRANSPORTATION IMPROVEMENT PROGRAM
MIAMI-DADE SEAPORT DEPARTMENT
(All Projects are located at the Seaport, unless otherwise noted)

MPO Project Num.	Facility/Project Name	Type of Work	LRTP Ref	Project Cost (\$000s)	Prior Years Funding (\$000s)	Construction Year	FDOT Work Program Number	PORTMIAMI.				
Agency Project Num.	Detailed Project Description											
	Status	Remarks/Comments										
SP644300	Terminal Bulkheads Future Repairs	Terminal Bulkhead Future Repairs	NA	32,503	0	2016						
644300	Bays 0-65 Seawall Rehabilitation.											
	Design				Activity /Phase	Funding Source	Proposed Funding (in \$000s)					
							2015 - 2016	2016 - 2017	2017 - 2018	2018 - 2019	2019 - 2020	
					CST	LF	9,000	12,000	11,503	0	0	
SP644520	Container Yard Improvements Seaboard	Container Yard Improvements	NA	42,535	39,335	2016	4183081 & 420534					
644520	Redevelopmnet of the container yard area, to include drainage upgrades and bulkhead improvements.											
	Under Construction	FDOT prior year funds from FY05 through FY11			Activity /Phase	Funding Source	Proposed Funding (in \$000s)					
							2015 - 2016	2016 - 2017	2017 - 2018	2018 - 2019	2019 - 2020	
					CST	LF	3,200	0	0	0	0	
SP645020	Cruise Terminal F and G Upgrades	Cruise Terminal F and G Upgrades	NA	13,345	13,345	2015	4336319401					
645020	Remodeling of the Cruise Terminal F and G to accommodate additional passenger demand.											
	Under Construction	FDOT participation with prior year funding			Activity /Phase	Funding Source	Proposed Funding (in \$000s)					
							2015 - 2016	2016 - 2017	2017 - 2018	2018 - 2019	2019 - 2020	
					OTHER	LF	0	0	0	0	0	

MIAMI-DADE METROPOLITAN PLANNING ORGANIZATION
TRANSPORTATION IMPROVEMENT PROGRAM
MIAMI-DADE SEAPORT DEPARTMENT
(All Projects are located at the Seaport, unless otherwise noted)

MPO Project Num.	Facility/Project Name	Type of Work	LRTP Ref	Project Cost (\$000s)	Prior Years Funding (\$000s)	Construction Year	FDOT Work Program Number	PORTMIAMI
Agency Project Num.	Detailed Project Description							
	Status	Remarks/Comments						
SP645430	Infrastructure Improvements	Infrastructure Improvements	NA	110,422	18,772	2018	43112619402	
645430	To accommodate industry demand for passenger and cargo, infrastructure improvements include, but are not limited to cranes, security, IT, emergency repairs, gates, roadway, parking revenues, mooring bollards, wayfinding, and bulkhead improvements.							
	Under Construction	Update and improve various infrastructure portions of the Port to keep up with industry demands				Activity /Phase	Funding Source	Proposed Funding (in \$000s)
								2015 - 2016
								2016 - 2017
								2017 - 2018
								2018 - 2019
								2019 - 2020
						PE/CST	LF	11,500
						CST	GMR	0
						CST	DIS	0
								0
								0
								0
SP646300	Cargo Bulkheads Rehabilitation	Cargo Bulkhead Rehabilitation	NA	34,603	18,603	2016		
646300	Repair and improvements to Cargo Bays 148-195.							
	Design					Activity /Phase	Funding Source	Proposed Funding (in \$000s)
								2015 - 2016
								2016 - 2017
								2017 - 2018
								2018 - 2019
								2019 - 2020
						CST	LF	16,000
								0
								0
								0
								0
SP647720	Sewer Upgrades at various locations	Sewer Upgrades	NA	4,790	3,500	2016		
647720	Upgrade MiamiDade sewer and force main.							
	Under Construction	Upgrade the sanitary sewer line from 8 inches to 12 inches				Activity /Phase	Funding Source	Proposed Funding (in \$000s)
								2015 - 2016
								2016 - 2017
								2017 - 2018
								2018 - 2019
								2019 - 2020
						CST	LF	1,290
								0
								0
								0
								0


MIAMI-DADE METROPOLITAN PLANNING ORGANIZATION
TRANSPORTATION IMPROVEMENT PROGRAM
MIAMI-DADE SEAPORT DEPARTMENT
(All Projects are located at the Seaport, unless otherwise noted)

MPO Project Num.	Facility/Project Name	Type of Work	LRTP Ref	Project Cost (\$000s)	Prior Years Funding (\$000s)	Construction Year	FDOT Work Program Number	PORTMIAMI.
Agency Project Num.	Detailed Project Description							
	Status	Remarks/Comments						

SP649730	Miami Harbor Dredging Phase III	Dredging Phase III	NA	220,000	217,436	2015	25445229402	
649730	Port dredging of the South Channel to a depth of minus 50' MLLW.							
	Under Construction	FDOT total funding for this project is 112 million dollars			Activity /Phase	Funding Source	Proposed Funding (in \$000s)	
							2015 - 2016	2016 - 2017
							2017 - 2018	2018 - 2019
							2019 - 2020	
					CST	PORT	2,564	0

Yearly Total	73,473	33,500	43,153	30,000	0
5 Year TIP Total				180,126	

TRANSPORTATION IMPROVEMENT PROGRAM (TIP)



PART TWO: 5-YEAR PROJECT LISTING

Miami-Dade Transit



THIS PAGE INTENTIONALLY LEFT BLANK



Fiscal Years 2015/2016 - 2019/2020 Transportation Improvement Program

PUBLIC TRANSPORTATION IMPROVEMENTS

Miami-Dade Transit

Specific Aspects of the Program

The FY 2016 Transportation Improvement Program includes funding over the next five years for the following projects:

Urban Corridor Development: State Transit Corridor Program funds will be used for the continuation of several successful South Miami-Dade Busway routes as well as the Flagler MAX route, the Kendall Cruiser, the Busway MAX, and various 95 Express routes.

Routine Replacement and Enhancement

The Miami-Dade Board of County Commissioners (BCC) and the Citizens' Independent Transportation Trust (CITT) in March 2008 approved the \$401 million procurement of 136 new rail vehicles for replacing the existing fleet.

The new vehicles will feature the latest technological advances which will significantly improve passenger comfort, efficient maintenance and operations. Delivery of the new vehicles is currently projected to commence in 2016.

Bus New Vehicle Replacement: Miami-Dade Transit continues to implement its bus replacement program. Funding for this program is provided through various sources including the PTP, FDOT and Federal funding sources.

MDT's bus fleet is continuously aging; therefore an aggressive bus replacement plan is in place to ensure compliance with FTA's bus retirement criteria. The table below provides the Bus Replacement/Enhancement Schedule in accordance with the FTA bus retirement criteria (500,000 miles/12 years of service life).

The procurement of alternative fuel buses for replacements and enhancements would not only be an improvement to transit but also promote the county's long-term initiative towards state of good repair, economic competitiveness, livability, sustainability, safety, job creation, and economic stimulus.

After examining various alternative fuels, Miami Dade Transit decided to migrate its bus fleet to clean-burning, compressed natural gas (CNG). A Request for Proposal for a Public Private Partnership (P3) was released. MDT expects to select an experienced CNG developer to enter into a Master Developer Agreement which will be dedicated to the conversion of Miami-Dade Transit heavy fleet vehicles to CNG. Specifically, through the Master Developer Agreements, MDT intends to form a public partnership with the selected Proposer(s) that allows MDT to take advantage of the savings associated with the use of CNG for its fleet. The Program objectives to be achieved by the selected Proposer(s) include the following:

Year	Total Replacement/Enhancements	
	40 ft	60 ft
2016	542	63
2017	108	10
2018	76	0
2019	0	0
2020	0	0

1. Design, build, finance, operate and maintain CNG fuel service stations;
2. Upgrade existing County infrastructure including upgrading and/or converting MDT maintenance facilities and existing fuel stations to provide CNG;
3. Purchase and/or lease CNG powered buses;
4. Supply CNG ; and
5. Generate revenues for the County through the sale of CNG to third parties

Safety and Security: MDT has programmed funding to purchase security equipment to upgrade and install closed circuit camera television (CCTV) systems and its respective software components, and to continue the replacement of fire detection and reporting systems. MDT's commitment to the safety and security of the MDT system, patrons, and employees is of the highest of priorities. In an effort to further complement its existing security infrastructure, MDT continues to aggressively add state-of-the art technology to both reduce crime and to aid law enforcement in proactively securing and safeguarding the transit system. FDOT Rule 14-15.017(2.2.1), however, prevents MDT from disclosing these improvements/installations in greater detail.

MDT additional elevators at Dadeland North Metrorail Station: Since its completion in 1984, the Dadeland North Metrorail Station's use has increased dramatically through the years. Because of increasing ridership at the Dadeland North Metrorail Station, the existing bank of elevators (four elevators) does not provide an acceptable level of service during peak hours. Peak passenger flows create congestion and long waiting periods for Metrorail passengers waiting for the elevators, generating complaints from existing customers. MDT is adding two (2) elevators to the existing parking facility, one elevator at each end of the structure. MDT is currently in the consultant selection process for design services. The estimated project completion date is May 2019.

Transit Centers with Park & Ride facilities:

SW 127th Avenue / Kendall Drive: MDT is planning to construct a 180-space park-and-ride lot on approximately 2.8 acres at the southeast corner of SW 88th Street and SW 127th Avenue. This park-and-ride facility will serve the Kendall Cruiser which began service in June 2010. The site is owned by Florida Power and Light (FPL). On May 6, 2014 the BCC approved MDT's lease agreement with FPL. The completion date for this facility is estimated for September 2017.

NW 27th Avenue and NW 215th Street (Unity Station): A 14-acre vacant parcel adjacent to the intersection of the Turnpike and NW 27th Avenue has been identified as a strategic park-and-ride location for the NW 27th Avenue Enhanced Bus Service project. Up to 350 parking spaces are proposed for this facility which would serve the northern most station for new enhanced bus or BRT service in the corridor. This park-and-ride lot also provides strategic transit oriented development (TOD) opportunities. This facility is anticipated to open in 2019.

SW 8th Street and SW 147th Avenue (Tamiami Station): An 8-acre vacant parcel of land on the SW corner of the intersection at SW 8th Street and SW 147th Avenue has been identified as a strategic park-and-ride location for the SR 836 Express Bus Service project. The proposed park-and-ride facility will accommodate approximately 500 parking spaces, which would serve as the western most station for the new premium bus service in the corridor. The estimated completion date is 2019.

HEFT and NW 12th Street (Dolphin Station): Property owned by FDOT located adjacent to the intersection of the Homestead Extension of the Florida Turnpike (HEFT), SR 836 and NW 12th Street has been identified as a strategic location for a transit center with a park-and-ride facility. This transit center would support the SR 836 Express Bus Service project and provide a potential terminus or stop for several local bus routes serving the Dolphin Mall and nearby cities of Sweetwater and Doral.

Palmetto Expressway at NW 74th Street (Palmetto Intermodal Terminal): MDT recommends that the FDOT SR 826/Palmetto Expressway Express Lanes PD&E Study address the feasibility of acquiring an 11.88-acre semi-vacant parcel of land located immediately south of the Palmetto Metrorail Station for the purpose of constructing the Palmetto Station Intermodal Terminal that will include but not be limited to: long-term parking, short-term parking, kiss-and-ride, pool-and-ride and a minimum of 6 bus bays and 2 layover bays.

Transit Centers without Park-and-Ride

Panther Station at Florida International University: Florida International University (FIU) is constructing a parking garage along SW 8th Street with ground floor space reserved for a future transit center. The location of the new parking garage, between SW 112th Avenue and SW 109th Avenue, presents an access challenge that requires roadway widening to construct bus only lanes and traffic signal improvements to provide bus signal priority at the two intersections along this roadway segment. The new transit center would provide 10 bus bays to accommodate the relocation of the existing MDT routes from the current bus terminal located near SW 107th Avenue/SW 17th Street and provide capacity for future routes such as the SR-836 Express Bus, the Flagler Street Enhanced Bus Service (EBS) and express routes operating on the Homestead Extension of the Florida Turnpike (HEFT). Completion of the transit center should coincide with the beginning of the SR-836 Express Bus in 2019.

Pedestrian Overpass at University Metrorail Station: This project encompasses the construction of a Pedestrian Overpass over US-1/South Dixie Highway to serve the University Metrorail Station. This overpass is a low-profile pedestrian bridge structure comprised of two vertical circulation towers providing access/egress to the pedestrian bridge that spans across US-1/South Dixie Highway. The project is located at the intersection of Mariposa Court and US-1/South Dixie Highway. This project is scheduled for completion in 2016.

Premium Transit Corridors: Incremental Improvements

195-BC – Broward Boulevard to Civic Center: This route would provide express commuter transit service between the Fort Lauderdale Tri-Rail Station located at Broward Boulevard in Broward County and the Civic Center Metrorail Station in Miami-Dade County via I-95. Service headways will be 30 minutes during the AM/PM peak-hour. Revenue service is anticipated to begin in mid-2015 using four (4) new articulated buses.

195-SC – Sheridan Street to Civic Center: This route would provide express commuter transit service between the Sheridan Street Tri-Rail Station in Broward County and the Civic Center Metrorail Station in Miami-Dade County via I-95. Service headways will be 30 minutes during the AM/PM peak-hour. Revenue service is anticipated to begin in mid-2015 using three (3) new articulated buses.

North Corridor (NW 27th Avenue Enhanced Bus Service): This route would provide premium limited-stop transit service along the NW 27th Avenue corridor from the Miami-Dade/Broward County Line (NW 215th Street and NW 27th Avenue) to the MIC. A park-and-ride/transit center station is proposed at the northern terminus of the route at NW 215th Street. Service headways will be 10 minutes during the AM/PM peak-hour and 20 minutes during the mid-day. Revenue service is anticipated to begin in 2019 using 11 new 60-foot alternative fuel buses.

East-West Corridor (SR 836 Express Bus Service): This route would provide premium express transit service along SR 836 from west Miami-Dade County Tamiami Station (SW 8th Street and SW 147th Avenue) to the Miami Intermodal Center (MIC) via SW 137th Avenue/SR 836 Extension as well as via the Homestead Extension of the Florida Turnpike (HEFT). This route will feature two legs. The first leg will serve the proposed Tamiami Station (park-and-ride/transit center station located at SW 8th Street and SW 147th Avenue), the proposed Dolphin Station (NW 12th Street and HEFT) and the MIC via the SW 137th Avenue/SR 836 Extension. The second leg will serve the proposed Tamiami Station, the proposed Panther Station (Florida International University's Modesto A. Maidique Campus (MMC), the proposed Dolphin Station, and the MIC via the HEFT. Service headways will be 10 minutes during the AM/PM peak-hour. The planned long-term improvements for this route will be completed by 2019 using 11 new 60-foot alternative fuel buses.

East-West Corridor (Flagler Enhanced Bus Service): This route will provide premium limited-stop transit service along Flagler Street from Downtown Miami to the proposed Panther Station (Florida International University's Modesto A. Maidique Campus – MMC). This service will connect the new Marlins Ballpark along NW 7th Street as well as serve the Government Center Metrorail Station, Miami-Dade College Wolfson Campus, American Airlines Arena, the Metropolitan Hospital, the Magic City Casino and Mall of the Americas. In addition, this route will serve Florida International University's Engineering Campus (EC). Service headways will be 10 minutes during the AM/PM peak hour and 20 minutes during the mid-day. Revenue service is anticipated to begin in 2021 using 10 new 60-foot alternative fuel buses.

Northeast Corridor (Biscayne Enhanced Bus Service): This route will provide premium limited-stop transit service along Biscayne Boulevard/US-1 from Downtown Miami to Aventura Mall. This route provides service to the Adrienne Arsht Performing Arts Center, and a direct connection to Little Haiti, Miami Shores, North Miami and North Miami Beach. Service headways will be 15 minutes during the

AM/PM peak-hour and 30 minutes during the mid-day. Revenue service is anticipated to begin in 2016 using 10 new 60-foot alternative fuel buses. The bus purchase component is considered Phase I for this corridor.

The Miami-Dade MPO in cooperation with MDT developed a detailed plan for the staged implementation of Bus Rapid Transit (BRT) along Biscayne Boulevard. This EBS route will feature robust stations, WiFi, real-time “Where is the Bus?” arrival times via the internet or on web-enabled mobile devices, real-time “Next Bus” arrival information via electronic signs, Transit Signal Priority (TSP), and Park-and-Rides. Phase II for the Biscayne Enhanced Bus Service project will feature 10 minute service headways during the AM/PM peak-hour and 20 minutes during the mid-day using an additional five (5) new 60-foot alternative fuel buses. Phase II is expected to be completed by 2021.

THIS PAGE INTENTIONALLY LEFT BLANK

MIAMI-DADE METROPOLITAN PLANNING ORGANIZATION
TRANSPORTATION IMPROVEMENT PROGRAM

MIAMI-DADE TRANSIT



MPO Project Num.	Facility/Project Name	Type of Work	L RTP Ref	Project Cost (\$000s)	Prior Years Funding (\$000s)	Construction Year	FDOT Work Program Number					
Agency Project Num.	Detailed Project Description											
	Status	Remarks/Comments										
TA0000006	Capitalization of Preventive Maintenance	Capital Maintenance	6-4	646,894	233,095	N/A	4289821, 4289822, 4329651, 4349751, 4368911					
6	Bus, Mover and Rail Systems											
	Ongoing					Activity /Phase	Funding Source	Proposed Funding (in \$000s)				
		2015 - 2016	2016 - 2017	2017 - 2018	2018 - 2019	2019 - 2020						
						CAP	LF	13,750	13,750	13,750	13,750	13,750
						CAP	FTA 5307	54,501	54,496	54,491	54,486	54,481
TA0000022	Rail Vehicle Replacement	Replacement of existing rail cars	6-4	375,787	98,667	N/A	N/A					
22	Rail vehicle replacement of 136 car fleet.											
	Acquisition	Peoples Transportation Plan (NTP) was December 2012 with the delivery of the first set of vehicles in 2016				Activity /Phase	Funding Source	Proposed Funding (in \$000s)				
		2015 - 2016	2016 - 2017	2017 - 2018	2018 - 2019	2019 - 2020						
				CAP		PTP Bond	44,757	97,371	92,840	29,418	12,734	

**FTAT (Federal Transit Administration Transfer) funds are a transfer and are not part of the project cost.

MIAMI-DADE METROPOLITAN PLANNING ORGANIZATION
TRANSPORTATION IMPROVEMENT PROGRAM

MIAMI-DADE TRANSIT



MPO Project Num.	Facility/Project Name	Type of Work	L RTP Ref	Project Cost (\$000s)	Prior Years Funding (\$000s)	Construction Year	FDOT Work Program Number
Agency Project Num.	Detailed Project Description						
	Status	Remarks/Comments					
TA0000034	Metrorail - Fixed Guideway Bridge Inspection	Construction	6-4	11,250	4,126	N/A	4051334
34	Capital maintenance of existing guideway.						
	Ongoing				Activity /Phase	Funding Source	Proposed Funding (in \$000s)
							2015 - 2016
							2016 - 2017
							2017 - 2018
							2018 - 2019
							2019 - 2020
					CAP	FTAT**	1,000
					CAP	LF	250
					CAP	SU	1,000
TA0000038	NW 7th Avenue and NW 62nd Street Passenger Activity Center 7th Avenue Transit Village	Construct New and improve existing Passenger Activity Centers	NA	10,295	10,295	N/A	413754 Segments 1-8
38	Includes retail, office and affordable housing development project through Miami-Dade Empowerment Trust. Prior year FTA Toll Rev credits \$466; prior year FDOT funding \$7,697 to be funded with 100 percent FTA funding FY07 & FY08 FTA awarded 9 18 09						
	Construction	Scheduled for completion in September 2015.			Activity /Phase	Funding Source	Proposed Funding (in \$000s)
							2015 - 2016
							2016 - 2017
							2017 - 2018
							2018 - 2019
							2019 - 2020
					CAP	FTA 5309	0

**FTAT (Federal Transit Administration Transfer) funds are a transfer and are not part of the project cost.

MIAMI-DADE METROPOLITAN PLANNING ORGANIZATION
TRANSPORTATION IMPROVEMENT PROGRAM

MIAMI-DADE TRANSIT



MPO Project Num.	Facility/Project Name	Type of Work	L RTP Ref	Project Cost (\$000s)	Prior Years Funding (\$000s)	Construction Year	FDOT Work Program Number					
Agency Project Num.	Detailed Project Description											
	Status	Remarks/Comments										
TA0000050	South Miami Dade Busway ADA Improvements	ADA Accessibility	NA	3,700	3,700	N/A	4180501					
50	Provide capital improvements at all facilities as required to upgrade South Miami Busway Phase 1 to bring Busway Phase 1 into compliance with the Americans with Disabilities Act;											
	Design	FDOT Transit Urban Capital Interdepartmental agreement with PWWM executed for design and construction. Scheduled for completion in June 2016.				Activity /Phase	Funding Source	Proposed Funding (in \$000s)				
								2015 - 2016	2016 - 2017	2017 - 2018	2018 - 2019	2019 - 2020
TA0000051	Public Transportation Security Projects	Acquire capital equipment, design and construct security related improvements	6-4	3,032	1,604	N/A	4289821, 4289822, 4329651, 4349751, 4368911					
51	Security and emergency preparedness facilities and equipment											
	Equipment acquisition	Meets FTA Section 5307 funding requirement of 1%.				Activity /Phase	Funding Source	Proposed Funding (in \$000s)				
								2015 - 2016	2016 - 2017	2017 - 2018	2018 - 2019	2019 - 2020
						CAP	FTA 5307	499	504	509	514	519
TA0000054	Park and Ride Lot Kendall Drive	Construction of 180 Parking spaces in the Park & Ride Facility	6-4	2,760	2,175	N/A	4205871					
54	Construct a Park and Ride facility at the Florida Power and Light (FPL) site on SW 127th Avenue & Kendall Drive											
	Design	FDOT amount \$1,380,000 was allocated in previous years				Activity /Phase	Funding Source	Proposed Funding (in \$000s)				
								2015 - 2016	2016 - 2017	2017 - 2018	2018 - 2019	2019 - 2020
						CAP	LF	293	82	0	0	0
						CAP	LOGT	164	46	0	0	0

MIAMI-DADE METROPOLITAN PLANNING ORGANIZATION
TRANSPORTATION IMPROVEMENT PROGRAM

MIAMI-DADE TRANSIT



MPO Project Num.	Facility/Project Name	Type of Work	L RTP Ref	Project Cost (\$000s)	Prior Years Funding (\$000s)	Construction Year	FDOT Work Program Number					
Agency Project Num.	Detailed Project Description											
	Status	Remarks/Comments										
TA0000062	State Transit Block Grant	Operations	6-4	397,736	163,854	N/A	4289753, 4289754, 4329361, 4329362, 4329363, 4329365,					
62	State of Florida support for public transportation operations through FDOT District 6.											
	On-going					Activity /Phase	Funding Source	Proposed Funding (in \$000s)				
								2015 - 2016	2016 - 2017	2017 - 2018	2018 - 2019	2019 - 2020

MIAMI-DADE METROPOLITAN PLANNING ORGANIZATION
TRANSPORTATION IMPROVEMENT PROGRAM

MIAMI-DADE TRANSIT



MPO Project Num.	Facility/Project Name	Type of Work	L RTP Ref	Project Cost (\$000s)	Prior Years Funding (\$000s)	Construction Year	FDOT Work Program Number					
Agency Project Num.	Detailed Project Description											
	Status	Remarks/Comments										
TA0000097	Infrastructure Renewal Plan (IRP)	Infrastructure Renewal	6-4	87,500	37,500	N/A	N/A					
97	Replace and upgrade physical assets according to normal replacement cycles. The IRP focuses on such areas as bus overhauls, rehabilitation of bus and rail facilities and system equipment.											
	On-going					Activity /Phase	Funding Source	Proposed Funding (in \$000s)				
								2015 - 2016	2016 - 2017	2017 - 2018	2018 - 2019	2019 - 2020
				OTHER		PTP Bond	12,500	12,500	12,500	12,500	0	
TA0000057	MDT SR 836 EBS PARK AND RIDE LOT at SW 8TH ST AND SW 147TH AVE	Transit Center with park and ride	6-4	6,795	5,000	N/A	4310771, 4310772					
57	Construct a park and ride transit terminal facility at SW 8th Street and SW 147th Avenue. Enhance bus service features frequent service with robust stations, WIFI, real time information, transit signal priority and park and rides											
	Construction	Tamiami Station in support of the SR 836 EBS				Activity /Phase	Funding Source	Proposed Funding (in \$000s)				
								2015 - 2016	2016 - 2017	2017 - 2018	2018 - 2019	2019 - 2020
				CAP		DPTO	0	874	0	0	0	
				CAP		DS	0	24	0	0	0	
				CAP		LF	0	898	0	0	0	

MIAMI-DADE METROPOLITAN PLANNING ORGANIZATION
TRANSPORTATION IMPROVEMENT PROGRAM

MIAMI-DADE TRANSIT



MPO Project Num.	Facility/Project Name	Type of Work	L RTP Ref	Project Cost (\$000s)	Prior Years Funding (\$000s)	Construction Year	FDOT Work Program Number					
Agency Project Num.	Detailed Project Description											
	Status	Remarks/Comments										
TA11	FTA SECTION 5337 Federal Formula Funding		6-4	182,250	60,000	N/A	4349771, 4349791, 4349801, 4349811, 4368891					
11	FTA Sec 5337 State of Good Repair Metromover/Metrorail											
	Ongoing	Rail and Mover Preventative Maintenance				Activity /Phase	Funding Source	Proposed Funding (in \$000s)				
								2015 - 2016	2016 - 2017	2017 - 2018	2018 - 2019	2019 - 2020
						CAP	FTA	24,000	24,000	24,000	24,000	25,000
						CAP	LF	6,000	6,000	6,000	6,000	7,250
TA12	Kendall Cruiser	Urban Corridor Improvements	6-4	4,800	140	N/A	4225292					
12	Kendall Cruiser (RT 288)											
	Operations	From West Kendall Transit terminal to Dadeland North Metrorail Station				Activity /Phase	Funding Source	Proposed Funding (in \$000s)				
								2015 - 2016	2016 - 2017	2017 - 2018	2018 - 2019	2019 - 2020
						OPS	DPTO	800	800	800	0	429
TA14	Flagler MAX RTE 51 Operating Assistance From West Miami Dade to Downtown	Urban Corridor Improvements	6-4	7,033	1,110	N/A	4222201, 4309531					
14												
	Operations	Flagler Max Rt 51 From West Miami Dade to Downtown				Activity /Phase	Funding Source	Proposed Funding (in \$000s)				
								2015 - 2016	2016 - 2017	2017 - 2018	2018 - 2019	2019 - 2020
						OPS	DPTO	1,110	1,110	1,016	2,117	570

MIAMI-DADE METROPOLITAN PLANNING ORGANIZATION
TRANSPORTATION IMPROVEMENT PROGRAM

MIAMI-DADE TRANSIT



MPO Project Num.	Facility/Project Name	Type of Work	L RTP Ref	Project Cost (\$000s)	Prior Years Funding (\$000s)	Construction Year	FDOT Work Program Number					
Agency Project Num.	Detailed Project Description											
	Status	Remarks/Comments										
TA16	Flagler Enhanced Bus Service Robust Stations	Capital for Bus Stations	6-4	2,000	0	N/A	4335252					
16	Enhanced bus service features frequent service with robust stations, WIFI, real time arrival information, transit signal priority and park and rides.											
	ROW Purchase	ROW for Stations				Activity /Phase	Funding Source	Proposed Funding (in \$000s)				
								2015 - 2016	2016 - 2017	2017 - 2018	2018 - 2019	2019 - 2020
				CAP		DS	0	0	1,000	0	0	
				CAP		LF	0	0	1,000	0	0	
TA17	Flagler Enhanced Bus Service Bus Purchase	Capital For Bus Purchase	6-4	10,038	0	N/A	4335251					
17	Enhanced bus service features frequent service with robust stations, WIFI, real time arrival information, transit signal priority and park and rides.											
	Bus Purchase					Activity /Phase	Funding Source	Proposed Funding (in \$000s)				
								2015 - 2016	2016 - 2017	2017 - 2018	2018 - 2019	2019 - 2020
				CAP		CIGP	0	4,567	452	0	0	
				CAP		LF	0	4,566	453	0	0	

MIAMI-DADE METROPOLITAN PLANNING ORGANIZATION
TRANSPORTATION IMPROVEMENT PROGRAM

MIAMI-DADE TRANSIT



MPO Project Num.	Facility/Project Name	Type of Work	L RTP Ref	Project Cost (\$000s)	Prior Years Funding (\$000s)	Construction Year	FDOT Work Program Number					
Agency Project Num.	Detailed Project Description											
	Status	Remarks/Comments										
TA18	MDT ADDITIONAL ELEVATORS	Construction of additional passenger amenities	6-4	5,399	3,698	N/A	4241472					
18												
	Design	Elevators at Dadeland North Metrorail Station				Activity /Phase	Funding Source	Proposed Funding (in \$000s)				
								2015 - 2016	2016 - 2017	2017 - 2018	2018 - 2019	2019 - 2020
				CAP	DS	0	0	0	0	850		
				CAP	LF	0	0	0	0	850		
TA19	MDT NW 27TH AVENUE ENHANCED BUS TERMINAL STATION	Construction of Transit Center with park and ride	6-4	3,181	0	N/A	4280114, 428011-2					
19	Enhanced bus service features frequent service with robust stations, WIFI, real time arrival information, transit signal priority and park and rides.											
	Design	NW 215th St and NW 27th Ave; Unity Station				Activity /Phase	Funding Source	Proposed Funding (in \$000s)				
								2015 - 2016	2016 - 2017	2017 - 2018	2018 - 2019	2019 - 2020
				CAP	DPTO	232	0	0	0	0		
				CAP	DS	1,264	0	0	0	0		
				CAP	LF	1,685	0	0	0	0		

MIAMI-DADE METROPOLITAN PLANNING ORGANIZATION
TRANSPORTATION IMPROVEMENT PROGRAM

MIAMI-DADE TRANSIT



MPO Project Num.	Facility/Project Name	Type of Work	L RTP Ref	Project Cost (\$000s)	Prior Years Funding (\$000s)	Construction Year	FDOT Work Program Number					
Agency Project Num.	Detailed Project Description											
	Status	Remarks/Comments										
TA2	MDT Bus Tracker System and CAD AVL Replacement	Installation of ITS equipment for improved bus operations	NA	17,110	17,110	N/A						
2	Infrastructure to support a real time bus tracking system and replace existing Computer Aided Dispatch (CAD)/ Automatic Vehicle Locator (AVL) system											
	Testing Ongoing	The Kendall Dr Signalization Project was originally included in this project but was removed for FY12 & FY13. Scheduled for completion in December 2015.				Activity /Phase	Funding Source	Proposed Funding (in \$000s)				
				CAP		PTP Bond	2015 - 2016	2016 - 2017	2017 - 2018	2018 - 2019	2019 - 2020	
							0	0	0	0	0	
TA3	Park and Ride Facility at Quail Roost Drive	Construction of transit center with park and ride	NA	3,869	3,869	N/A	4204601					
3	Land Acquisition and construction of park & ride facility on South Miami Dade Busway @ SW 184 Street.											
	Design Build	Land acquisition complete. Project completion scheduled for August 2018.				Activity /Phase	Funding Source	Proposed Funding (in \$000s)				
							2015 - 2016	2016 - 2017	2017 - 2018	2018 - 2019	2019 - 2020	
TA4162223	SOUTH FL VANPOOL - FTA 5307 & STATE TRANSIT BLOCK GRANT FROM MDT	COMMUTER TRANS. ASSISTANCE	6-67	8,188	2,047	N/A	4162223					
4162223	State Block Grant and FTA Formula funding to support vanpool program											
	Annual Program: ongoing	MDT is pass through				Activity /Phase	Funding Source	Proposed Funding (in \$000s)				
						CAPITAL	FTA	2015 - 2016	2016 - 2017	2017 - 2018	2018 - 2019	2019 - 2020
						CAPITAL	LF	337	337	337	0	0

MIAMI-DADE METROPOLITAN PLANNING ORGANIZATION
TRANSPORTATION IMPROVEMENT PROGRAM

MIAMI-DADE TRANSIT



MPO Project Num.	Facility/Project Name	Type of Work	L RTP Ref	Project Cost (\$000s)	Prior Years Funding (\$000s)	Construction Year	FDOT Work Program Number					
Agency Project Num.	Detailed Project Description											
	Status	Remarks/Comments										
TA4179172	MDT-S MIA DADE BSWY ROUTES OPERATING ASSISTNC	URBAN CORRIDOR IMPROVEMENTS	6-4	4,417	3,672	N/A	4179172					
4179172												
	Operations					Activity /Phase	Funding Source	Proposed Funding (in \$000s)				
								2015 - 2016	2016 - 2017	2017 - 2018	2018 - 2019	2019 - 2020
						OPERATIONS	DDR	0	0	0	0	0
						OPERATIONS	DPTO	745	0	0	0	0
TA4179173	MDT-S MIA DADE BSWY ROUTES OPERATING ASSISTNC	URBAN CORRIDOR IMPROVEMENTS	6-4	2,115	0	N/A	4179173					
4179173												
	Operations					Activity /Phase	Funding Source	Proposed Funding (in \$000s)				
								2015 - 2016	2016 - 2017	2017 - 2018	2018 - 2019	2019 - 2020
						OPERATIONS	DS	0	153	0	0	0
						OPERATIONS	DPTO	0	847	1,000	0	115

MIAMI-DADE METROPOLITAN PLANNING ORGANIZATION
TRANSPORTATION IMPROVEMENT PROGRAM

MIAMI-DADE TRANSIT



MPO Project Num.	Facility/Project Name	Type of Work	L RTP Ref	Project Cost (\$000s)	Prior Years Funding (\$000s)	Construction Year	FDOT Work Program Number				
Agency Project Num.	Detailed Project Description										
	Status	Remarks/Comments									
TA4180513	MDT - DADE/MONROE EXPRESS BUS ROUTE	COMMUTER TRANS. ASSISTANCE	6-4	7,484	0	N/A	4180513				
4180513	Transit service from Florida City to Marathon.										
				Activity /Phase	Funding Source	Proposed Funding (in \$000s)					
						2015 - 2016	2016 - 2017	2017 - 2018	2018 - 2019	2019 - 2020	
				OPERATIONS	LF	900	925	875	515	527	
			OPERATIONS	DS	400	879	875	0	0		
			OPERATIONS	DPTO	500	46	0	515	527		
TA4204625	MDT - 95 EXPRESS DADE BROWARD EXPRESS (MIAMI CBD)	URBAN CORRIDOR IMPROVEMENTS	6-4	10,983	3,872	N/A	4204625				
4204625	Operating assistance for MDT 95 Express (Miami-Dade - Broward). Broward to Downtown Miami.										
	Operations	Service from Broward Blvd and from Sheridan Street to Downtown Miami	Activity /Phase	Funding Source	Proposed Funding (in \$000s)						
					2015 - 2016	2016 - 2017	2017 - 2018	2018 - 2019	2019 - 2020		
			OPERATIONS	TOBD	1,430	1,501	1,575	1,000	1,100		
			OPERATIONS	DDR	0	0	0	0	505		

MIAMI-DADE METROPOLITAN PLANNING ORGANIZATION
TRANSPORTATION IMPROVEMENT PROGRAM

MIAMI-DADE TRANSIT



MPO Project Num.	Facility/Project Name	Type of Work	L RTP Ref	Project Cost (\$000s)	Prior Years Funding (\$000s)	Construction Year	FDOT Work Program Number					
Agency Project Num.	Detailed Project Description											
	Status	Remarks/Comments										
TA4222202	MDT - FLAGLER ENHANCED BUS SERVICE ROBUST STATIONS	CAPITAL FOR CONSTRUCTION OF BUS STATIONS	6-10	9,000	0	N/A	4222202					
4222202	Enhanced bus service features frequent service with robust stations, WIFI, real time arrival information, transit signal priority and park and rides.											
	ROW for bus stations.											
	ROW Purchase	Bus Stations				Activity /Phase	Funding Source	Proposed Funding (in \$000s)				
								2015 - 2016	2016 - 2017	2017 - 2018	2018 - 2019	2019 - 2020
				CAPITAL	LF	0	0	99	4,401	0		
				CAPITAL	CIGP	0	0	99	4,401	0		
TA4310773	MDT - SR 836 ENHANCED BUS SERVICE (BUS PURCHASE)	CAPITAL FOR BUS PURCHASE	6-11	10,745	4,551	N/A	4310773					
4310773	Enhanced bus service features frequent service with robust stations, WIFI, real time arrival information, transit signal priority and park and rides.											
	Bus Purchase	Purchase 12 articulated CNG buses.				Activity /Phase	Funding Source	Proposed Funding (in \$000s)				
								2015 - 2016	2016 - 2017	2017 - 2018	2018 - 2019	2019 - 2020
				CAPITAL	LF	3,097	0	0	0	0		
				CAPITAL	CIGR	0	0	0	0	0		
				CAPITAL	CIGP	3,097	0	0	0	0		

MIAMI-DADE METROPOLITAN PLANNING ORGANIZATION
TRANSPORTATION IMPROVEMENT PROGRAM

MIAMI-DADE TRANSIT



MPO Project Num.	Facility/Project Name	Type of Work	L RTP Ref	Project Cost (\$000s)	Prior Years Funding (\$000s)	Construction Year	FDOT Work Program Number					
Agency Project Num.	Detailed Project Description											
	Status	Remarks/Comments										
TA4310774	MDT - SR 836 EBS PANTHER STATION	Transit Center	6-12	10,615	0	N/A	4310774					
4310774	Enhanced bus service features frequent service with robust stations, WIFI, real time arrival information, transit signal priority and park and rides.											
	Planning Phase	Panther Station at FIU Parking Garage #5				Activity /Phase	Funding Source	Proposed Funding (in \$000s)				
								2015 - 2016	2016 - 2017	2017 - 2018	2018 - 2019	2019 - 2020
TA4329341	MDT - 95 EXPRESS DADE/BROWARD CIVIC CENTER	URBAN CORRIDOR IMPROVEMENTS	6-4	8,435	3,431	N/A	4329341					
4329341												
	Operations	Service from Broward Blvd to Civic Center and from Sheridan St to Civic Center. Service to begin Spring 2015.				Activity /Phase	Funding Source	Proposed Funding (in \$000s)				
								2015 - 2016	2016 - 2017	2017 - 2018	2018 - 2019	2019 - 2020
							</					

**FTAT (Federal Transit Administration Transfer) funds are a transfer and are not part of the project cost.

MIAMI-DADE METROPOLITAN PLANNING ORGANIZATION
TRANSPORTATION IMPROVEMENT PROGRAM

MIAMI-DADE TRANSIT



MPO Project Num.	Facility/Project Name	Type of Work	L RTP Ref	Project Cost (\$000s)	Prior Years Funding (\$000s)	Construction Year	FDOT Work Program Number					
Agency Project Num.	Detailed Project Description											
	Status	Remarks/Comments										
TA4353811	MDT - PALMETTO INTERMODAL TERMINAL EXPANSION	INTERMODAL HUB CAPACITY	6-24	3,136	0	N/A	4353811					
4353811												
	ROW Acquisition and Planning	ROW Acquisition for Expansion of Transit Center with Park-N-Ride				Activity /Phase	Funding Source	Proposed Funding (in \$000s)				
								2015 - 2016	2016 - 2017	2017 - 2018	2018 - 2019	2019 - 2020
						CAPITAL	LF	0	0	0	664	95
						CAPITAL	DS	0	0	0	160	0
						CAPITAL	DPTO	0	0	0	0	386
						CAPITAL	DDR	0	0	0	1,831	0
TA4355601	MDT - SR 5/US-1/BISCAYNE ENHANCED BUS SERVICE	TRANSIT STATIONS	6-18	9,000	0	N/A	4355601					
4355601	Enhanced bus service features frequent service with robust stations, WIFI, real time arrival information, transit signal priority and park and rides.											
	ROW Acquisition and Planning	Capital for ROW acquisition for stations				Activity /Phase	Funding Source	Proposed Funding (in \$000s)				
								2015 - 2016	2016 - 2017	2017 - 2018	2018 - 2019	2019 - 2020
						CAPITAL	LF	1,422	0	3,078	0	0
						CAPITAL	CIGP	1,422	0	3,078	0	0

MIAMI-DADE METROPOLITAN PLANNING ORGANIZATION
TRANSPORTATION IMPROVEMENT PROGRAM

MIAMI-DADE TRANSIT



MPO Project Num.	Facility/Project Name	Type of Work	L RTP Ref	Project Cost (\$000s)	Prior Years Funding (\$000s)	Construction Year	FDOT Work Program Number					
Agency Project Num.	Detailed Project Description											
	Status	Remarks/Comments										
TA4355602	MDT - SR 5/US-1/BISCAYNE ENHANCED BUS SERVICE	TRANSIT STATIONS	6-18	12,300	0	N/A	4355602					
4355602	Enhanced bus service features frequent service with robust stations, WIFI, real time arrival information, transit signal priority and park and rides.											
	ROW Acquisition and Planning	Capital for ROW acquisition and construction of stations.				Activity /Phase	Funding Source	Proposed Funding (in \$000s)				
								2015 - 2016	2016 - 2017	2017 - 2018	2018 - 2019	2019 - 2020
				CAPITAL		LF	1,013	0	1,170	3,967	0	
				CAPITAL		TRIP	1,013	0	1,170	3,967	0	
TA4366611	MDT - ROUTE 79 MAX SERVICE IMPROVEMENTS	TRANSIT SERVICE DEMONSTRATION	6-4	800	0	N/A	4366611					
4366611	Service Improvements											
	Operations					Activity /Phase	Funding Source	Proposed Funding (in \$000s)				
								2015 - 2016	2016 - 2017	2017 - 2018	2018 - 2019	2019 - 2020
				OPERATIONS		DPTO	400	0	0	0	0	
				OPERATIONS		LF	400	0	0	0	0	

MIAMI-DADE METROPOLITAN PLANNING ORGANIZATION
TRANSPORTATION IMPROVEMENT PROGRAM

MIAMI-DADE TRANSIT



MPO Project Num.	Facility/Project Name	Type of Work	L RTP Ref	Project Cost (\$000s)	Prior Years Funding (\$000s)	Construction Year	FDOT Work Program Number					
Agency Project Num.	Detailed Project Description											
	Status	Remarks/Comments										
TA4366621	MDT - ROUTE 120 SERVICE IMPROVEMENTS	TRANSIT SERVICE DEMONSTRATION	6-4	800	0	N/A	4366621					
4366621	Service Improvement											
	Operations					Activity /Phase	Funding Source	Proposed Funding (in \$000s)				
								2015 - 2016	2016 - 2017	2017 - 2018	2018 - 2019	2019 - 2020
								400	0	0	0	0
								400	0	0	0	0
				OPERATIONS		DPTO	400	0	0	0	0	
				OPERATIONS		LF	400	0	0	0	0	
TA4368821	MDT - FTA SECTION 5339 BUS AND BUS FACILITIES	CAPITAL FOR FIXED ROUTE	6-4	37,500	0	N/A	4368821, 4368831, 4368841, 4368861, 4368881					
4368821												
						Activity /Phase	Funding Source	Proposed Funding (in \$000s)				
								2015 - 2016	2016 - 2017	2017 - 2018	2018 - 2019	2019 - 2020
								6,000	6,000	6,000	6,000	6,000
								1,500	1,500	1,500	1,500	1,500
				CAPITAL		FTA	6,000	6,000	6,000	6,000	6,000	
				CAPITAL		LF	1,500	1,500	1,500	1,500	1,500	

MIAMI-DADE METROPOLITAN PLANNING ORGANIZATION
TRANSPORTATION IMPROVEMENT PROGRAM

MIAMI-DADE TRANSIT



MPO Project Num.	Facility/Project Name	Type of Work	L RTP Ref	Project Cost (\$000s)	Prior Years Funding (\$000s)	Construction Year	FDOT Work Program Number					
Agency Project Num.	Detailed Project Description											
	Status	Remarks/Comments										
TA4371431	DOLPHIN STATION	TRANSIT CENTER WITH PARK AND RIDE LOT	6-4	11,100	300	N/A	4371431					
4371431	Transit center with approximately 900 spaces to support the SR836 Enhanced Bus Services											
	Construction	Located on NW 12th St, West of the Turnpike.				Activity /Phase	Funding Source	Proposed Funding (in \$000s)				
								2015 - 2016	2016 - 2017	2017 - 2018	2018 - 2019	2019 - 2020
						CAPITAL	DDR	0	800	0	5,000	0
						CAPITAL	LF	0	0	0	5,000	0
TA4372811	MDT - I-95 EXPRESS BUS PURCHASE FOR PHASES 1 & 2	CAPITAL FOR FIXED ROUTE	6-4	9,000	0	N/A	4372811					
4372811	Express service from Broward Blvd to Civic Center and from Sheirdan St to Civic Center											
	Bus Purchase					Activity /Phase	Funding Source	Proposed Funding (in \$000s)				
								2015 - 2016	2016 - 2017	2017 - 2018	2018 - 2019	2019 - 2020
						CAPITAL	DSBD	9,000	0	0	0	0
TA6	Northeast Transit Hub Enhancements	Passenger Facility Improvements	NA	3,284	3,284	N/A	4105053					
6	Improvements to existing transit hubs at 163rd Street Mall and at Aventura Mall 163rd St is under construction; Aventura Mall is in Design											
	Design and Construction	Under Construction. Scheduled for completion in 2016.				Activity /Phase	Funding Source	Proposed Funding (in \$000s)				
								2015 - 2016	2016 - 2017	2017 - 2018	2018 - 2019	2019 - 2020

MIAMI-DADE METROPOLITAN PLANNING ORGANIZATION
TRANSPORTATION IMPROVEMENT PROGRAM

MIAMI-DADE TRANSIT



MPO Project Num.	Facility/Project Name	Type of Work	L RTP Ref	Project Cost (\$000s)	Prior Years Funding (\$000s)	Construction Year	FDOT Work Program Number
Agency Project Num.	Detailed Project Description						
	Status	Remarks/Comments					


TA7	Bus Replacement		6-4	120,000	40,000	N/A	
7	Replacement of buses to maintain the bus fleet replacement plan						
	Bus Purchase				Activity /Phase	Funding Source	Proposed Funding (in \$000s)
							2015 - 2016
							2016 - 2017
							2017 - 2018
							2018 - 2019
							2019 - 2020
					CAP	PTP Bond	20,000
							20,000
							20,000
							0
							0

TA8	MDT PEDESTRIAN OVERPASS at University Metrorail station	Construction of pedestrian bridge	NA	6,268	6,268	N/A	4180841
8	Low profile, pedestrian overpass across US1 at University Metrorail Station						
	Construction	Construction starting Summer 2015			Activity /Phase	Funding Source	Proposed Funding (in \$000s)
							2015 - 2016
							2016 - 2017
							2017 - 2018
							2018 - 2019
							2019 - 2020

Yearly Totals	272,251	306,644	307,397	230,688	176,463
5 Year TIP Total					1,293,443

THIS PAGE INTENTIONALLY LEFT BLANK

TRANSPORTATION IMPROVEMENT PROGRAM (TIP)



PART TWO: 5-YEAR PROJECT LISTING South Florida Regional Transportation Authority (SFRTA)



THIS PAGE INTENTIONALLY LEFT BLANK



Fiscal Years 2015/2016 - 2019/2020 Transportation Improvement Program

SOUTH FLORIDA REGIONAL TRANSPORTATION AUTHORITY (SFRTA)

The South Florida Regional Transportation Authority's (SFRTA) mission is to provide greater mobility in South Florida, thus improving the economic viability and the quality of the Community, Region and State. SFRTA operates the Tri-Rail Commuter Rail System. SFRTA, per its legislation, is charged with the responsibility of having the overall authority to coordinate, develop and operate a regional transportation system within the area served. The following projects are included in SFRTA's Capital Budget and Five Year Plan in the Fiscal Year 2016 through 2020 period.

The Tri-Rail Coastal Link

The planned Tri-Rail Coastal Link service on the Florida East Coast (FEC) railway is a strategic investment for Southeast Florida and has the ability to enhance the long-term competitive position of our region. The Coastal Link will generate an extensive range of benefits that go beyond the direct impacts of any individual project, including spurring economic development, creating jobs, improving regional access and mobility, and providing opportunities for transit-oriented development. The South Florida Regional Transportation Authority (SFRTA) and the Florida Department of Transportation (FDOT) along with our partners at the Miami-Dade, Broward and Palm Beach Metropolitan Planning Organizations (MPOs), the Southeast Florida Transportation Council (SEFTC), and the South Florida and Treasure Coast Regional Planning Councils are working diligently to make the Coastal Link service a reality in South Florida.

Tri-Rail New Smart Phone Application

The Tri-Rail new smart phone application allows passengers to plan their trip with train arrival and departure times, locate the nearest station, calculate fares, receive notification on service interruptions and access information to get passengers to popular South Florida destinations. General information is also available about parking, bicycle lockers and customer service.

Tri-Rail Station and Parking Lot Improvements

SFRTA's parking and Circulation Study evaluated parking facilities and various other passenger amenities (i.e. bike racks, signage, trash receptacles and benches, etc.) at all Tri-Rail stations. As a result of the study, recommended parking, access and miscellaneous improvements and upgrades to various Tri-Rail stations are programmed for implementation in the next five years. This also includes Pedestrian Bridge repairs, Station Painting and ADA access evaluations and improvements.

Miami River-Miami Intermodal Center Capacity Improvement

Just north of the Miami Intermodal Center (MIC), the South Florida Rail Corridor (SFRC) is limited to a single track across the Miami River, resulting in a critical capacity constraint. Funding for this project will complete Phase 2 of the Miami River-Miami Intermodal Center Capacity Improvement project PD&E study. The project's purpose is to add rail capacity across the Miami River and the last mile of the

SFRC which will greatly improve access and connectivity to the MIC. This project will improve SFRC capacity for Tri-Rail and freight trains, potentially accommodate new Amtrak intercity and high speed service at the MIC, and improve connections between rail and air travel.

Opa Locka Parking Improvements

The design and construction of the additional parking lot includes improved existing bus waiting and kiss-n-ride areas; increased signage and striping to improve vehicular circulation throughout; and enhanced pedestrian amenities and connection to the station. The existing parking capacity to the station is 72 spaces and 4 bus bays. The improvements will increase parking capacity to meet the year 2020 projection of 115-130 parking spaces for this station.

Positive Train Control

SFRTA plans to install Positive Train Control on all trains by 2015. Positive Train Control (PTC) systems are integrated command, control, communications, and information systems for controlling train movements with safety, security, precision, and efficiency. PTC systems will improve railroad safety by significantly reducing the probability of collisions between trains, casualties to roadway workers and damage to their equipment, and over speed accidents. In addition to providing a greater level of safety and security, PTC systems also enable a railroad to run scheduled operations and provide improved running time, greater running time reliability, higher asset utilization, and greater track capacity. They will assist railroads in measuring and managing costs and in improving energy efficiency.

Planning and Capital Development

SFRTA's short and long term planning efforts and activities conducted by the Planning Department are included in this line item. This item facilitates the performance of planning and capital development studies and projects such as the Transit Development Plan (TDP), the development of a station-area Transit Oriented Development (TOD) plan Tri-Rail stations, South Florida East Coast Corridor (FEC) Transit Analysis Study and other studies and plans.

Operation Department Projects

Included as part of SFRTA's budget line item for operational support projects, are miscellaneous improvements at the Hialeah Yard such as rewiring of the mechanical shop, and wrapping of train with the Tri-Rail logo. By the end of the year, the Tri-rail system plans to have 10 bike cars. One designated bike car will be added to a train.

Rolling Stock Overhaul / Spare Parts


Rolling stock is one of SFRTA's major capital investments and must be well maintained to maximize its service life. SFRTA's capital budget includes a line item that funds the overhaul and rehabilitation of rail equipment, the purchase of spare components, painting of rail equipment, and other train related maintenance items.

Preventive Maintenance


The projects under this line item include preventive maintenance expenses incurred by SFRTA, which are allowable expenditures of capital funds under FTA guidelines. Capitalized preventive maintenance costs include such items as rolling stock maintenance, station maintenance, general engineering consultants and transit oriented development.

THIS PAGE INTENTIONALLY LEFT BLANK

MIAMI-DADE METROPOLITAN PLANNING ORGANIZATION
TRANSPORTATION IMPROVEMENT PROGRAM
SOUTH FLORIDA REGIONAL TRANSPORTATION AUTHORITY (TRI-RAIL)

MPO Project Num.	Facility/Project Name	Type of Work	L RTP Ref	Project Cost (\$000s)	Prior Years Funding (\$000s)	Construction Year	FDOT Work Program Number					
Agency Project Num.	Detailed Project Description											
	Status	Remarks/Comments										
TR0000011	SFRTA	Hialeah Yard Improvements	6-4	1	0	N/A	236854-2					
11	Rail Maintenance Yard Improvements											
	Ongoing	To fund miscellaneous improvements at the Hialeah Yard				Activity / Phase	Funding Source	Proposed Funding (in \$000s)				
								2015 - 2016	2016 - 2017	2017 - 2018	2018 - 2019	2019 - 2020
						CAP	FTA 5307	0	100	0	200	100
TR0000014	SFRTA	TOD	6-4	1	0	N/A	433611-1					
14	Transit Oriented Development (TOD)											
	Ongoing	Funding of the planning phase for the development of a station area Transit Oriented Development TOD Plan for TriRail stations				Activity / Phase	Funding Source	Proposed Funding (in \$000s)				
								2015 - 2016	2016 - 2017	2017 - 2018	2018 - 2019	2019 - 2020
						PLN	FTA 5309	225	0	300	0	300
TR0000015	SFRTA	Park and Ride Lots	NA	2	2	N/A	4276251					
15	Opa Locka Station Improvements											
	Preliminary Engineering	Additional parking at Tri Rail Opa Locka Station Final Design Underway NEPA process complete				Activity / Phase	Funding Source	Proposed Funding (in \$000s)				
								2015 - 2016	2016 - 2017	2017 - 2018	2018 - 2019	2019 - 2020
						CAP	FTA 5307	0	0	0	0	0


MIAMI-DADE METROPOLITAN PLANNING ORGANIZATION
TRANSPORTATION IMPROVEMENT PROGRAM
SOUTH FLORIDA REGIONAL TRANSPORTATION AUTHORITY (TRI-RAIL)

MPO Project Num.	Facility/Project Name	Type of Work	L RTP Ref	Project Cost (\$000s)	Prior Years Funding (\$000s)	Construction Year	FDOT Work Program Number	
Agency Project Num.	Detailed Project Description							
	Status	Remarks/Comments						

TR0000016	SFRTA	Station Improvements	6-4	6	3	2016	4224222, 4163992, 4187422					
16	79th Street Tri-Rail/Metrorail Transfer Station Improvements											
	Plans Complete Construction 2016		Station improvements at 79th Street TriRail Metrorail transfer station			Activity / Phase	Funding Source	Proposed Funding (in \$000s)				
				2015 - 2016	2016 - 2017			2017 - 2018	2018 - 2019	2019 - 2020		
				CST	DS	1,440	0	0	0	0		
				CST	DPTO	896	0	0	0	0		
			CST	DPTO	772	0	0	0	0			

TR0000019	SFRTA	Rail Capacity Project	6-4	29	2	2017	4294871				
19	Miami River-Miami Intermodal Center Capacity Improvement										
	Ongoing PDE Study	Add rail capacity to southernmost 1 mile of TriRail system Project to include bridge track and signal upgrades ROW unfunded LF Unfunded	Activity / Phase	Funding Source	Proposed Funding (in \$000s)						
					2015 - 2016	2016 - 2017	2017 - 2018	2018 - 2019	2019 - 2020		
					ROW		0	0	0	0	0
					CST	LF	0	0	6,000	0	0
					CST	GMR	0	15,000	0	0	0
			CST	TRIP	0	0	6,000	0	0		

MIAMI-DADE METROPOLITAN PLANNING ORGANIZATION
TRANSPORTATION IMPROVEMENT PROGRAM
SOUTH FLORIDA REGIONAL TRANSPORTATION AUTHORITY (TRI-RAIL)


MPO Project Num.	Facility/Project Name	Type of Work	L RTP Ref	Project Cost (\$000s)	Prior Years Funding (\$000s)	Construction Year	FDOT Work Program Number	
Agency Project Num.	Detailed Project Description							
Status	Remarks/Comments							

TR0000002	SFRTA	Heavy Maintenance	6-4			2017	236854-2						
2	Major Station Improvements												
	Ongoing	Pedestrian Overpass Repairs Station Repairs Station Painting Repairs in Dade				Activity / Phase	Funding Source	Proposed Funding (in \$000s)					
								2015 - 2016	2016 - 2017	2017 - 2018	2018 - 2019	2019 - 2020	
								CST	FTA 5307	0	300	0	0


TR0000020		GPS Tracking System and Passenger Information System	6-4	7	0	N/A					
20	Replace current GPS real time tracking system and Passenger Information System at Stations.										
	Development of Procurement Package		Activity / Phase	Funding Source	Proposed Funding (in \$000s)						
					2015 - 2016	2016 - 2017	2017 - 2018	2018 - 2019	2019 - 2020		
					CAP	FTA 5307	1,500	0	0	0	0

TR0000004	SFRTA	Rail Capacity Project	NA	5	0	N/A				
4	Positive Train Control (PTC)									
	Planning	System for monitoring and controlling train movements to provide increased safety to be installed on all trains by 2015	Activity / Phase	Funding Source	Proposed Funding (in \$000s)					
					2015 - 2016	2016 - 2017	2017 - 2018	2018 - 2019	2019 - 2020	
			CAP	LF	0	0	0	0	0	

MIAMI-DADE METROPOLITAN PLANNING ORGANIZATION
TRANSPORTATION IMPROVEMENT PROGRAM
SOUTH FLORIDA REGIONAL TRANSPORTATION AUTHORITY (TRI-RAIL)

MPO Project Num.	Facility/Project Name	Type of Work	L RTP Ref	Project Cost (\$000s)	Prior Years Funding (\$000s)	Construction Year	FDOT Work Program Number					
Agency Project Num.	Detailed Project Description											
	Status	Remarks/Comments										
TR0000006	SFRTA	SFRTA Preventative Maintenance	6-4	156	31	N/A	236854-2, 433611-1					
6	SFRTA Preventative Maintenance 5307/SFRTA Section 5337 State of Good Repair - FDOT D4											
	Ongoing	FTA funds to offset maintenance costs total project costs are equal to 5 years plus prior year				Activity / Phase	Funding Source	Proposed Funding (in \$000s)				
					2015 - 2016			2016 - 2017	2017 - 2018	2018 - 2019	2019 - 2020	
					CAP			FTA 5309	14,700	14,700	14,700	14,700
					CAP	FTA 5307	16,400	16,400	16,400	16,400	16,400	
TR0000008	SFRTA	Planning & Capital Development	6-4	4	1	N/A	238854-2					
8	Planning and Capital Development											
	Ongoing	Provides funding for planning and capital development studies Regionally				Activity / Phase	Funding Source	Proposed Funding (in \$000s)				
					2015 - 2016			2016 - 2017	2017 - 2018	2018 - 2019	2019 - 2020	
					CAP			FTA 5307	1,100	0	1,100	1,100
TR0000009	SFRTA	General Engineering Consultants	6-4	6	1	N/A	236854-2					
9	General Engineering Consultants											
	Ongoing	To provide funding for General Engineering Consultants for Regional Projects				Activity / Phase	Funding Source	Proposed Funding (in \$000s)				
					2015 - 2016			2016 - 2017	2017 - 2018	2018 - 2019	2019 - 2020	
				CAP	FTA 5307	1,000	1,000	1,000	1,000	1,000		

MIAMI-DADE METROPOLITAN PLANNING ORGANIZATION
TRANSPORTATION IMPROVEMENT PROGRAM
SOUTH FLORIDA REGIONAL TRANSPORTATION AUTHORITY (TRI-RAIL)

MPO Project Num.	Facility/Project Name	Type of Work	L RTP Ref	Project Cost (\$000s)	Prior Years Funding (\$000s)	Construction Year	FDOT Work Program Number	
Agency Project Num.	Detailed Project Description							
	Status	Remarks/Comments						


TR2544391	D/W INTERMODAL/RAIL ADMINISTRATION	PUBLIC TRANS IN-HOUSE SUPPORT	C-9	1,297	1,087	N/A					
2544391											
								Proposed Funding (in \$000s)			

TR2544411	D/W INTERMODAL/RAIL GRANTS MANAGEMENT	PUBLIC TRANS IN-HOUSE SUPPORT	C-9	1,323	1,068	N/A			
2544411									
			Activity / Phase	Funding Source	Proposed Funding (in \$000s)				
					2015 - 2016	2016 - 2017	2017 - 2018	2018 - 2019	2019 - 2020
			OPERATIONS	D	85	85	85	0	0

Yearly Totals	38,188	47,655	45,655	33,400	32,600
5 Year TIP Total				197,498	

THIS PAGE INTENTIONALLY LEFT BLANK

TRANSPORTATION IMPROVEMENT PROGRAM (TIP)



PART TWO: 5-YEAR PROJECT LISTING Non-Motorized Component



THIS PAGE INTENTIONALLY LEFT BLANK



Fiscal Years 2015/2016 - 2019/2020 Transportation Improvement Program

NON MOTORIZED COMPONENT

Miami-Dade County is committed to provide safe and convenient movement of bicycles and pedestrians alike. Constant with this objective, the MPO Governing Board passed a resolution adopting the Bicycle Facilities Development Guide on November 4, 1993.

The policy guide states:

"It will therefore be the policy of the Metropolitan Dade County Public Works Department to review all plans and development proposals for provisions to accommodate the safe movement of bicycles and pedestrians, and require the incorporation of bicycle needs into the County's plans for any new road construction, widening, or reconstruction project, if feasible, in accordance with the approved Dade County Bicycle Master Plan.

This policy will generally provide for the construction of wide curb-lanes, undesignated lanes, marked bicycle lanes, or paved shoulders in conjunction with other roadway improvements. The lack of adequate right-of-way and the costs associated with acquisition in built-up areas may not allow us to provide this additional width. Roadway improvements will be reviewed on a case-by-case basis, depending on anticipated bicycle travel, and their conformance with the official and approved Bicycle Master Plan."

The Miami-Dade Bicycle Facility Plan was approved and adopted as part of the 2035 Long Range Transportation Plan by the MPO Governing Board by Resolution No. 34--09 on October 29, 2009.

Purpose of the Plan

The provision of bicycle facilities is one of the most important factors contributing to the safety and convenience of cyclists. The purpose of the Bicycle Facilities Plan is to establish a county-wide system of bicycle facilities that provides for safe and efficient use of the bicycle by users with a wide range of capabilities and needs, while providing a more balanced multi-modal transportation system for Miami-Dade County.

More information on the Bicycle Facilities Plan is available through the MPO's website: www.miamidadempo.org

THIS PAGE INTENTIONALLY LEFT BLANK

MIAMI-DADE METROPOLITAN PLANNING ORGANIZATION
TRANSPORTATION IMPROVEMENT PROGRAM
NON-MOTORIZED COMPONENT

Responsible Agency: City of Miami

MPO Project Num.	Facility/Project Name	Bicycle Accom.	Type of Work		Project Cost (\$000s)	Prior Years Cost (\$000s)	
Agency Project Num.	From/Location To/Location	Length (miles)	Cross-Ref.TIP Book Page No.	LRTP Ref			

DT4209171	OVERTOWN GREENWAY BETWEEN NW 3RD AVE AND NW 7TH AVENUE		BIKE PATH/TRAIL		2,142	2,142		Proposed Funding (in \$000s)				
4209171		0.0	A1-404	NA				2015 - 2016	2016 - 2017	2017 - 2018	2018 - 2019	2019 - 2020
									0	0	0	0

DT4346921	SOUTH MIAMI AVENUE		ROAD RECONST/REPAIR/OVERLAY		505	75		Proposed Funding (in \$000s)				
4346921	FROM SW 10 STREET TO SW 9 STREET	0.1	A1-638	C-9				2015 - 2016	2016 - 2017	2017 - 2018	2018 - 2019	2019 - 2020
								0	0	0	430	0

Yearly Totals	0	0	0	430	0
5 Year TIP Total				430	

MIAMI-DADE METROPOLITAN PLANNING ORGANIZATION
TRANSPORTATION IMPROVEMENT PROGRAM
NON-MOTORIZED COMPONENT

Responsible Agency: City of North Miami


MPO Project Num.	Facility/Project Name	Bicycle Accom.	Type of Work		Project Cost (\$000s)	Prior Years Cost (\$000s)	
Agency Project Num.	From/Location To/Location	Length (miles)	Cross-Ref.TIP Book Page No.	LRTP Ref			

DT4366241	SR 922/NE 125 STREET - DOWNTOWN NORTH MIAMI PEDESTRIAN ENHANCEMENT		SIDEWALK		915	0		Proposed Funding (in \$000s)				
4366241		5.5	A1-718	NA				2015 - 2016	2016 - 2017	2017 - 2018	2018 - 2019	2019 - 2020
									0	25	0	0

Yearly Totals	0	25	0	0	890
5 Year TIP Total					915

MIAMI-DADE METROPOLITAN PLANNING ORGANIZATION
TRANSPORTATION IMPROVEMENT PROGRAM
NON-MOTORIZED COMPONENT

Responsible Agency: Florida Department of Transportation District 6

MPO Project Num.	Facility/Project Name	Bicycle Accom.	Type of Work		Project Cost (\$000s)	Prior Years Cost (\$000s)					
Agency Project Num.	From/Location To/Location	Length (miles)	Cross-Ref.TIP Book Page No.	L RTP Ref							

DT2496143	SR 997/KROME AVENUE	6.608	ADD LANES & RECONSTRUCT		82,716	81,145		Proposed Funding (in \$000s)				
2496143	FROM SR 94/KENDALL DR TO 1 MI N OF SW 8TH ST	6.6	A1-144	6-11				2015 - 2016	2016 - 2017	2017 - 2018	2018 - 2019	2019 - 2020
								96	0	1,475	0	0

DT2496147	SR 997/KROME AVENUE		ADD LANES & RECONSTRUCT		56,611	4,239		Proposed Funding (in \$000s)				
2496147	FROM S. OF SW 136TH ST. TO S. OF SR 94/KENDALL DR.	3.5	A18-7	6-11				2015 - 2016	2016 - 2017	2017 - 2018	2018 - 2019	2019 - 2020
								51,372	0	0	1,000	0


DT2496152	SR 997/KROME AVENUE		ADD LANES & RECONSTRUCT		22,012	19,312		Proposed Funding (in \$000s)				
2496152	FROM NORTH OF SW 8 ST. TO MP 2.754	2.1	A1-151	6-11				2015 - 2016	2016 - 2017	2017 - 2018	2018 - 2019	2019 - 2020
								2,100	600	0	0	0

DT2496155	SR 997/KROME AVENUE		ADD LANES & RECONSTRUCT		28,749	280		Proposed Funding (in \$000s)				
2496155	FROM MP 10.935 TO 14.032/SOUTH OF OKEECHOBEE ROAD	3.1	A18-7	6-11				2015 - 2016	2016 - 2017	2017 - 2018	2018 - 2019	2019 - 2020
								27,349	0	0	1,120	0

DT2496156	SR 997/KROME AVENUE		ADD LANES & RECONSTRUCT		20,478	18,058		Proposed Funding (in \$000s)				
2496156	FROM MP 2.754	TO MP 5.122	2.4	A1-155				6-11	2015 - 2016	2016 - 2017	2017 - 2018	2018 - 2019
								1,890	530	0	0	0

MIAMI-DADE METROPOLITAN PLANNING ORGANIZATION
TRANSPORTATION IMPROVEMENT PROGRAM
NON-MOTORIZED COMPONENT

Responsible Agency: Florida Department of Transportation District 6

MPO Project Num.	Facility/Project Name		Bicycle Accom.	Type of Work		Project Cost (\$000s)	Prior Years Cost (\$000s)					
Agency Project Num.	From/Location	To/Location	Length (miles)	Cross-Ref.TIP Book Page No.	LRTP Ref							

DT2496157	SR 997/KROME AVENUE		ADD LANES & RECONSTRUCT		28,480	25,181		Proposed Funding (in \$000s)					
2496157	FROM MP 5.122	TO MP 8.151	3.0	A1-156				6-11	2015 - 2016	2016 - 2017	2017 - 2018	2018 - 2019	2019 - 2020
									2,559	740	0	0	0

DT2496158	SR 997/KROME AVENUE		ADD LANES & RECONSTRUCT		23,270	22,545		Proposed Funding (in \$000s)					
2496158	FROM MP 8.151	TO MP 10.935	2.8	A1-157				6-11	2015 - 2016	2016 - 2017	2017 - 2018	2018 - 2019	2019 - 2020
									55	670	0	0	0


DT2512654	BISCAYNE S DADE(C&D)			BIKE PATH/TRAIL		625	625		Proposed Funding (in \$000s)				
2512654	FROM BLACK POINT PARK	TO SW 138 ST & SW 137 AVE	0.0	A1-285	NA				2015 - 2016	2016 - 2017	2017 - 2018	2018 - 2019	2019 - 2020
									0	0	0	0	0

DT2512656	OLD CUTLER TRAIL		BIKE PATH/TRAIL		1,324	1,324		Proposed Funding (in \$000s)					
2512656	FROM SW 136 ST/SW 63 AVE	TO CARTAGENA PLAZA	0.0	A1-285				NA	2015 - 2016	2016 - 2017	2017 - 2018	2018 - 2019	2019 - 2020
									0	0	0	0	0

DT2512713	N.BEACH REC CORRIDOR		BIKE PATH/TRAIL		704	704		Proposed Funding (in \$000s)				
2512713	FROM 21ST STREET TO 64TH STTEET	0.0	A1-287	NA				2015 - 2016	2016 - 2017	2017 - 2018	2018 - 2019	2019 - 2020
								0	0	0	0	0

MIAMI-DADE METROPOLITAN PLANNING ORGANIZATION
TRANSPORTATION IMPROVEMENT PROGRAM
NON-MOTORIZED COMPONENT

Responsible Agency: Florida Department of Transportation District 6

MPO Project Num.	Facility/Project Name		Bicycle Accom.	Type of Work		Project Cost (\$000s)	Prior Years Cost (\$000s)					
Agency Project Num.	From/Location	To/Location	Length (miles)	Cross-Ref.TIP Book Page No.	L RTP Ref							

DT2512715	MIDDLE BEACH REC-PH1		BIKE PATH/TRAIL		1,005	0		Proposed Funding (in \$000s)				
2512715	FROM 47 ST TO 53 ST INCLG BEACH VIEW PARK AT 53 S	0.0	A1-288	6-54				2015 - 2016	2016 - 2017	2017 - 2018	2018 - 2019	2019 - 2020
								0	1,005	0	0	0

DT2512716	NORTH BEACH CORRIDOR -VARIOUS BIKE PATH LINKS, ADA ACCESS, SIDEWALK		BIKE PATH/TRAIL		323	0		Proposed Funding (in \$000s)				
2512716		0.0	A1-289	6-4				2015 - 2016	2016 - 2017	2017 - 2018	2018 - 2019	2019 - 2020
								0	323	0	0	0


DT4056153	N.W. 87TH AVENUE		NEW ROAD CONSTRUCTION		32,958	3,799		Proposed Funding (in \$000s)				
4056153	FROM NW 74TH STREET TO NW 103RD STREET	2.0	A1-316	6-10				2015 - 2016	2016 - 2017	2017 - 2018	2018 - 2019	2019 - 2020
								25,021	3,138	0	1,000	0

DT4124793	SR 985/SW 107 AVENUE		ADD LANES & REHABILITATE PVMNT		37,087	12,455		Proposed Funding (in \$000s)				
4124793	FROM THE SW 1100 BLOCK TO SW 3 STREET	0.3	A1-353	6-11				2015 - 2016	2016 - 2017	2017 - 2018	2018 - 2019	2019 - 2020
								21,356	2,676	600	0	0

DT4146243	SR 5/BISCAYNE BLVD		RESURFACING		2,411	2,179		Proposed Funding (in \$000s)					
4146243	FROM N. OF NE 196TH STREET	TO N. OF NE 213TH STREET	1.6	A1-357				C-9	2015 - 2016	2016 - 2017	2017 - 2018	2018 - 2019	2019 - 2020
									172	60	0	0	0

MIAMI-DADE METROPOLITAN PLANNING ORGANIZATION
TRANSPORTATION IMPROVEMENT PROGRAM
NON-MOTORIZED COMPONENT

Responsible Agency: Florida Department of Transportation District 6

MPO Project Num.	Facility/Project Name		Bicycle Accom.	Type of Work		Project Cost (\$000s)	Prior Years Cost (\$000s)					
Agency Project Num.	From/Location	To/Location	Length (miles)	Cross-Ref.TIP Book Page No.	LRTP Ref							

DT4146332	SR 968 / SW 1ST STREET			FLEXIBLE PAVEMENT RECONSTRUCT.		11,025	1,674		Proposed Funding (in \$000s)				
4146332	FROM FLAGLER STREET	TO EAST OF 17TH AVENUE	0.8	A1-361	C-9				2015 - 2016	2016 - 2017	2017 - 2018	2018 - 2019	2019 - 2020
									9,101	0	250	0	0

DT4147662	CITY Of MIAMI SPRINGS AT CURTISS MANSION		BIKE LANE/SIDEWALK		150	0		Proposed Funding (in \$000s)				
4147662		0.0	A1-762	6-4				2015 - 2016	2016 - 2017	2017 - 2018	2018 - 2019	2019 - 2020
								0	150	0	0	0


DT4180911	SR 968/W. FLAGLER ST		FLEXIBLE PAVEMENT RECONSTRUCT.		14,733	3,149		Proposed Funding (in \$000s)				
4180911	FROM W OF SR 9/27 AVE TO W 14 AVENUE	1.4	A1-392	C-9				2015 - 2016	2016 - 2017	2017 - 2018	2018 - 2019	2019 - 2020
								11,184	0	400	0	0

DT4209142	CITY OF MIAMI GARDNS PEDESTRIAN SAFETY & TRAIL ENHANCEMENT		PEDESTRIAN SAFETY IMPROVEMENT		734	734		Proposed Funding (in \$000s)				
4209142		0.0	A1-403	NA				2015 - 2016	2016 - 2017	2017 - 2018	2018 - 2019	2019 - 2020
								0	0	0	0	0

DT4209143	CITY OF MIAMI GARDENS RECREATIONAL SAFETY AND TRAIL ENHANCEMENT		BIKE PATH/TRAIL		713	0		Proposed Funding (in \$000s)				
4209143		0.0	A1-765	6-4				2015 - 2016	2016 - 2017	2017 - 2018	2018 - 2019	2019 - 2020
								713	0	0	0	0

MIAMI-DADE METROPOLITAN PLANNING ORGANIZATION
TRANSPORTATION IMPROVEMENT PROGRAM
NON-MOTORIZED COMPONENT

Responsible Agency: Florida Department of Transportation District 6

MPO Project Num.	Facility/Project Name		Bicycle Accom.	Type of Work		Project Cost (\$000s)	Prior Years Cost (\$000s)					
Agency Project Num.	From/Location	To/Location	Length (miles)	Cross-Ref.TIP Book Page No.	LRTP Ref							

DT4209172	OVERTOWN GREENWAY ALONG NW 11 ST		BIKE PATH/TRAIL		953	0		Proposed Funding (in \$000s)				
4209172	FROM NW 7 AVE TO E OF NW 12 AVE	0.0	A1-405	6-56				2015 - 2016	2016 - 2017	2017 - 2018	2018 - 2019	2019 - 2020
								115	0	838	0	0

DT4244071	SR 968/SW 1ST STREET		BRIDGE REPLACEMENT		96,496	5,319		Proposed Funding (in \$000s)				
4244071	AT MIAMI RIVER (BRIDGE #870660)	0.4	A16-2	6-12				2015 - 2016	2016 - 2017	2017 - 2018	2018 - 2019	2019 - 2020
								3,631	4,490	77,183	5,873	0


DT4258571	SAFE RTS. TO SCHOOL		PEDESTRIAN SAFETY IMPROVEMENT		907	907		Proposed Funding (in \$000s)				
4258571	CARIBBEAN, S.POINTE, S. MIAMI HEIGHTS	0.0	A1-768	NA				2015 - 2016	2016 - 2017	2017 - 2018	2018 - 2019	2019 - 2020
									0	0	0	0

DT4258572	SAFE RTS. TO SCHOOL		PEDESTRIAN SAFETY IMPROVEMENT		231	33		Proposed Funding (in \$000s)				
4258572	MIAMI LAKES ELEM SCHOOL	0.0	A1-440	6-50				2015 - 2016	2016 - 2017	2017 - 2018	2018 - 2019	2019 - 2020
								198	0	0	0	0

DT4273691	SR 997/KROME AVENUE		ADD LANES & RECONSTRUCT		92,359	3,050		Proposed Funding (in \$000s)				
4273691	FROM SW 296 STREET TO S OF SW 232 STREET	3.9	A18-9	6-11				2015 - 2016	2016 - 2017	2017 - 2018	2018 - 2019	2019 - 2020
								100	21,973	15,150	52,086	0

MIAMI-DADE METROPOLITAN PLANNING ORGANIZATION
TRANSPORTATION IMPROVEMENT PROGRAM
NON-MOTORIZED COMPONENT

Responsible Agency: Florida Department of Transportation District 6

MPO Project Num.	Facility/Project Name		Bicycle Accom.	Type of Work		Project Cost (\$000s)	Prior Years Cost (\$000s)					
Agency Project Num.	From/Location	To/Location	Length (miles)	Cross-Ref.TIP Book Page No.	LRTP Ref							

DT4273692	SR 997/KROME AVENUE			ADD LANES & RECONSTRUCT		64,759	2,293		Proposed Funding (in \$000s)				
4273692	FROM SW 232 STREET	TO S OF SW 184TH ST/EUREKA DR.	3.0	A18-10	6-11				2015 - 2016	2016 - 2017	2017 - 2018	2018 - 2019	2019 - 2020
									10,195	15,900	32,615	3,076	680

DT4273693	SR 997/KROME AVENUE			ADD LANES & RECONSTRUCT		43,603	1,875		Proposed Funding (in \$000s)				
4273693	FROM SW 184 STREET	TO SOUTH OF SW 136 STREET	3.3	A18-11	6-11				2015 - 2016	2016 - 2017	2017 - 2018	2018 - 2019	2019 - 2020
										3,769	7,710	26,770	2,799


DT4276045	CITY OF HIALEAH/W 28 AVENUE		SIDEWALK		483	42		Proposed Funding (in \$000s)					
4276045	FROM WEST 52 ST.	TO WEST 80 ST.	0.0	A1-463				NA	2015 - 2016	2016 - 2017	2017 - 2018	2018 - 2019	2019 - 2020
								441					0

DT4282101	SAFE RTS. TO SCHOOL (GRADES K-8)		PEDESTRIAN SAFETY IMPROVEMENT		766	88		Proposed Funding (in \$000s)				
4282101	VARIOUS SCHOOLS/LOCATIONS	0.0	A1-770	6-54				2015 - 2016	2016 - 2017	2017 - 2018	2018 - 2019	2019 - 2020
								0	678	0	0	0

DT4282111	SAFE RTS. TO SCHOOL		PEDESTRIAN SAFETY IMPROVEMENT		694	84		Proposed Funding (in \$000s)				
4282111	CORAL WY, DEVONAIRE K-8; MAYA	0.0	A1-771	6-48				2015 - 2016	2016 - 2017	2017 - 2018	2018 - 2019	2019 - 2020
								0	610	0	0	0

MIAMI-DADE METROPOLITAN PLANNING ORGANIZATION
TRANSPORTATION IMPROVEMENT PROGRAM
NON-MOTORIZED COMPONENT

Responsible Agency: Florida Department of Transportation District 6

MPO Project Num.	Facility/Project Name		Bicycle Accom.	Type of Work		Project Cost (\$000s)	Prior Years Cost (\$000s)					
Agency Project Num.	From/Location	To/Location	Length (miles)	Cross-Ref.TIP Book Page No.	LRTP Ref							

DT4291623	SR 90/TAMIAMI TRAIL			RESURFACING		1,112	1,112		Proposed Funding (in \$000s)				
4291623	FROM E OF SW 127TH AVENUE	TO TURNPIKE EXT. ON-RAMP	0.8	A1-502	NA				2015 - 2016	2016 - 2017	2017 - 2018	2018 - 2019	2019 - 2020
									0	0	0	0	0

DT4291851	SR 9/NW 27 AVENUE		RESURFACING		5,636	5,526		Proposed Funding (in \$000s)				
4291851	FROM S OF SR 934/NW 79 ST	TO N OF SR 932/NW 103 ST	1.6	A1-504				C-9	2015 - 2016	2016 - 2017	2017 - 2018	2018 - 2019
								110	0	0	0	0


DT4295363	DISTRICTWIDE (ADA) PUSHBUTTON CONSTRUCTION		PEDESTRIAN SAFETY IMPROVEMENT		767	0		Proposed Funding (in \$000s)				
4295363		0.0	A1-528	6-4				2015 - 2016	2016 - 2017	2017 - 2018	2018 - 2019	2019 - 2020
								0	767	0	0	0

DT4295364	DISTRICTWIDE (ADA) PUSHBUTTON CONSTRUCTION		PEDESTRIAN SAFETY IMPROVEMENT		816	0		Proposed Funding (in \$000s)				
4295364		0.0	A1-529	6-4				2015 - 2016	2016 - 2017	2017 - 2018	2018 - 2019	2019 - 2020
								0	0	0	739	77

DT4306371	SR 847/NW 47 AVENUE			ADD LANES & RECONSTRUCT		47,516	3,834		Proposed Funding (in \$000s)				
4306371	FROM SR 860/NW 183 STREET	TO PREMIER PKY (BROWARD)	2.4	A1-543	6-10				2015 - 2016	2016 - 2017	2017 - 2018	2018 - 2019	2019 - 2020
									6,650	8,225	27,807	0	1,000

MIAMI-DADE METROPOLITAN PLANNING ORGANIZATION
TRANSPORTATION IMPROVEMENT PROGRAM
NON-MOTORIZED COMPONENT

Responsible Agency: Florida Department of Transportation District 6

MPO Project Num.	Facility/Project Name		Bicycle Accom.	Type of Work		Project Cost (\$000s)	Prior Years Cost (\$000s)					
Agency Project Num.	From/Location	To/Location	Length (miles)	Cross-Ref.TIP Book Page No.	L RTP Ref							

DT4308081	SR 5/BISCAYNE BLVD		RESURFACING		8,592	1,128		Proposed Funding (in \$000s)				
4308081	FROM NE 151 STREET TO NE 196 STREET	3.1	A1-553	C-9				2015 - 2016	2016 - 2017	2017 - 2018	2018 - 2019	2019 - 2020
								6,650	594	220	0	0

DT4308171	SR 7/NW 7 AVENUE		RESURFACING		8,806	8,336		Proposed Funding (in \$000s)					
4308171	FROM NW 36 STREET	TO N OF NW 78 STREET	2.6	A1-558				C-9	2015 - 2016	2016 - 2017	2017 - 2018	2018 - 2019	2019 - 2020
									0	470	0	0	0


DT4309491	SR A1A/COLLINS AVE.		RESURFACING		6,498	597		Proposed Funding (in \$000s)					
4309491	FROM BAYVIEW DRIVE	TO SR 856 / 192 STREET	2.2	A1-563				C-9	2015 - 2016	2016 - 2017	2017 - 2018	2018 - 2019	2019 - 2020
									0	5,701	200	0	0

DT4311721	SR 916/OPALOCKA BLVD		RESURFACING		578	173		Proposed Funding (in \$000s)				
4311721	FROM NW 5 AVENUE TO NW 2 AVENUE	0.3	A1-569	C-9				2015 - 2016	2016 - 2017	2017 - 2018	2018 - 2019	2019 - 2020
								405	0	0	0	0

DT4314991	SAFE RTS. TO SCHOOL INFRASTRUCTURE PROJECT		PEDESTRIAN SAFETY IMPROVEMENT		267	32		Proposed Funding (in \$000s)				
4314991	BISCAYNE SCHOOL	0.0	A1-580	6-50				2015 - 2016	2016 - 2017	2017 - 2018	2018 - 2019	2019 - 2020
								235	0	0	0	0

MIAMI-DADE METROPOLITAN PLANNING ORGANIZATION
TRANSPORTATION IMPROVEMENT PROGRAM
NON-MOTORIZED COMPONENT

Responsible Agency: Florida Department of Transportation District 6

MPO Project Num.	Facility/Project Name		Bicycle Accom.	Type of Work		Project Cost (\$000s)	Prior Years Cost (\$000s)					
Agency Project Num.	From/Location	To/Location	Length (miles)	Cross-Ref.TIP Book Page No.	LRTP Ref							

DT4315031	SAFE RTS. TO SCHOOL INFRASTRUCTURE PROJECT		PEDESTRIAN SAFETY IMPROVEMENT		475	56		Proposed Funding (in \$000s)				
4315031	PERRINE ELEMENTARY SCHOOL	0.0	A1-581	6-50				2015 - 2016	2016 - 2017	2017 - 2018	2018 - 2019	2019 - 2020
								41900000				

DT4315071	SAFE RTS. TO SCHOOL INFRASTRUCTURE PRIORITY 2		PEDESTRIAN SAFETY IMPROVEMENT		163	21		Proposed Funding (in \$000s)				
4315071	CORAL REEF ELEMENTARY	0.0	A1-582	6-50				2015 - 2016	2016 - 2017	2017 - 2018	2018 - 2019	2019 - 2020
								142	0	0	0	0


DT4317511	SAFE RTS. TO SCHOOL NON-INFRASTRUCTURE		PEDESTRIAN SAFETY IMPROVEMENT		536	395		Proposed Funding (in \$000s)				
4317511	WALK SAFE PROGRAM	0.0	A1-772	6-4				2015 - 2016	2016 - 2017	2017 - 2018	2018 - 2019	2019 - 2020
								141	0	0	0	0

DT4324091	N.E. 183RD STREET		BIKE PATH/TRAIL		463	140		Proposed Funding (in \$000s)					
4324091	FROM NE 11 AVENUE	TO NE 19 AVENUE	0.0	A1-585				6-54	2015 - 2016	2016 - 2017	2017 - 2018	2018 - 2019	2019 - 2020
								0	323	0	0	0	

DT4327432	SR 826/PALMETTO EXPY		RESURFACING		8,943	1,130		Proposed Funding (in \$000s)				
4327432	FROM EAST OF NW 57 AVE TO WEST OF NW 27 AVE	8.3	A1-599	C-9				2015 - 2016	2016 - 2017	2017 - 2018	2018 - 2019	2019 - 2020
								7,633	180	0	0	0

MIAMI-DADE METROPOLITAN PLANNING ORGANIZATION
TRANSPORTATION IMPROVEMENT PROGRAM
NON-MOTORIZED COMPONENT

Responsible Agency: Florida Department of Transportation District 6

MPO Project Num.	Facility/Project Name		Bicycle Accom.	Type of Work		Project Cost (\$000s)	Prior Years Cost (\$000s)					
Agency Project Num.	From/Location	To/Location	Length (miles)	Cross-Ref.TIP Book Page No.	LRTP Ref							

DT4327433	SR 826/PALMETTO EXPY		RESURFACING		6,471	579		Proposed Funding (in \$000s)				
4327433	FROM WEST OF NW 27 AVE TO WEST OF NW 17 AVE	4.7	A1-600	C-9				2015 - 2016	2016 - 2017	2017 - 2018	2018 - 2019	2019 - 2020
								5,722	170	0	0	0

DT4334431	SAFE RTS. TO SCHOOL		PEDESTRIAN SAFETY IMPROVEMENT		760	92		Proposed Funding (in \$000s)				
4334431	P.R.MILLER;N.HIALEAH;OAK GROVE;N.BRDG;L.LENTN	0.0	A1-616	6-52				2015 - 2016	2016 - 2017	2017 - 2018	2018 - 2019	2019 - 2020
								668	0	0	0	0


DT4334441	SAFE RTS. TO SCHOOL		PEDESTRIAN SAFETY IMPROVEMENT		668	81		Proposed Funding (in \$000s)				
4334441	J.MCCRARY;T.L'OUVERTUR E; KENSINGTON	0.0	A1-617	6-52				2015 - 2016	2016 - 2017	2017 - 2018	2018 - 2019	2019 - 2020
								587	0	0	0	0

DT4346851	CITY OF MIAMI SPRNGS WESTWARD AVE		BIKE PATH/TRAIL		753	40		Proposed Funding (in \$000s)				
4346851	FROM LUDLAM DRIVE TO FLAMINGO CIRCLE	1.1	A1-637	6-54				2015 - 2016	2016 - 2017	2017 - 2018	2018 - 2019	2019 - 2020
								713	0	0	0	0

DT4354781	SAFE RTS. TO SCHOOL		PEDESTRIAN SAFETY IMPROVEMENT		91	0		Proposed Funding (in \$000s)				
4354781	N. BEACH ELEMENTARY & NAUTILUS MIDDLE SCHOOL	0.0	A1-663	6-50				2015 - 2016	2016 - 2017	2017 - 2018	2018 - 2019	2019 - 2020
								0	91	0	0	0

MIAMI-DADE METROPOLITAN PLANNING ORGANIZATION
TRANSPORTATION IMPROVEMENT PROGRAM
NON-MOTORIZED COMPONENT

Responsible Agency: Florida Department of Transportation District 6

MPO Project Num.	Facility/Project Name		Bicycle Accom.	Type of Work		Project Cost (\$000s)	Prior Years Cost (\$000s)					
Agency Project Num.	From/Location	To/Location	Length (miles)	Cross-Ref.TIP Book Page No.	LRTP Ref							

DT4354791	SAFE RTS. TO SCHOOL		PEDESTRIAN SAFETY IMPROVEMENT		178	0		Proposed Funding (in \$000s)				
4354791	FEINBERG-FISHER K-8 CENTR	0.0	A1-664	6-50				2015 - 2016	2016 - 2017	2017 - 2018	2018 - 2019	2019 - 2020
								15	163	0	0	0

DT4354801	SAFE RTS. TO SCHOOL		PEDESTRIAN SAFETY IMPROVEMENT		168	0		Proposed Funding (in \$000s)				
4354801	HIALEAH GARDNS ELEMENTARY	0.0	A1-665	6-50				2015 - 2016	2016 - 2017	2017 - 2018	2018 - 2019	2019 - 2020
								19	149	0	0	0


DT4355051	CITY OF MIAMI GARDENS NW 191 ST/BETTY FERGUSON RECREATION COMPLEX		BIKE PATH/TRAIL		1,333	111		Proposed Funding (in \$000s)				
4355051		0.0	A1-667	6-4				2015 - 2016	2016 - 2017	2017 - 2018	2018 - 2019	2019 - 2020
								0	1,222	0	0	0

DT4355071	CITY OF MIAMI ALONG NW 17 ST		BIKE PATH/TRAIL		226	0		Proposed Funding (in \$000s)				
4355071	FROM NW 7 AVE TO NW 9 AVE	0.0	A1-669	6-54				2015 - 2016	2016 - 2017	2017 - 2018	2018 - 2019	2019 - 2020
								0	226	0	0	0

DT4355081	CITY OF MIAMI MIAMI WOMAN'S CLUB BAYWALK		BIKE PATH/TRAIL		266	0		Proposed Funding (in \$000s)				
4355081		0.0	A1-670	6-4				2015 - 2016	2016 - 2017	2017 - 2018	2018 - 2019	2019 - 2020
								0	0	266	0	0

MIAMI-DADE METROPOLITAN PLANNING ORGANIZATION
TRANSPORTATION IMPROVEMENT PROGRAM
NON-MOTORIZED COMPONENT

Responsible Agency: Florida Department of Transportation District 6

MPO Project Num.	Facility/Project Name		Bicycle Accom.	Type of Work		Project Cost (\$000s)	Prior Years Cost (\$000s)			
Agency Project Num.	From/Location	To/Location	Length (miles)	Cross-Ref.TIP Book Page No.	LRTP Ref					

DT4366071	CITY OF MIAMI SPRINGS - RETROFITTING SIDEWALKS FOR ADA COMPLIANCE		PEDESTRIAN SAFETY IMPROVEMENT		1,102	0		Proposed Funding (in \$000s)				
4366071		0.0	A1-714	6-4				2015 - 2016	2016 - 2017	2017 - 2018	2018 - 2019	2019 - 2020
								1,102	0	0	0	0

DT4366091	CITY OF MIAMI - METROMOVER STATION ACCESS IMPROVEMENTS		SIDEWALK		467	0		Proposed Funding (in \$000s)				
4366091		0.0	A1-715	C-9				2015 - 2016	2016 - 2017	2017 - 2018	2018 - 2019	2019 - 2020
								75	0	392	0	0


DT4366251	CITY OF AVENTURA - COUNTRY CLUB DRIVE PEDESTRIAN SAFETY IMPROVEMENTS		PEDESTRIAN SAFETY IMPROVEMENT		495	0		Proposed Funding (in \$000s)				
4366251		0.0	A1-719	6-4				2015 - 2016	2016 - 2017	2017 - 2018	2018 - 2019	2019 - 2020
									0	0	0	495

DT4367361	CITY OF HIALEAH - WEST 4TH AVE SIDEWALK & GUARDRAIL IMPROVEMENTS		BIKE LANE/SIDEWALK		997	0		Proposed Funding (in \$000s)				
4367361		0.0	A1-720	6-4				2015 - 2016	2016 - 2017	2017 - 2018	2018 - 2019	2019 - 2020
								87	0	0	910	0

DT4367481	CITY OF MIAMI BEACH - PEDESTRIAN AND BICYCLE PATHWAY		BIKE PATH/TRAIL		13,005	0		Proposed Funding (in \$000s)				
4367481		0.0	A1-721	6-4				2015 - 2016	2016 - 2017	2017 - 2018	2018 - 2019	2019 - 2020
								0	0	0	13,005	0

MIAMI-DADE METROPOLITAN PLANNING ORGANIZATION
TRANSPORTATION IMPROVEMENT PROGRAM
NON-MOTORIZED COMPONENT

Responsible Agency: Florida Department of Transportation District 6

MPO Project Num.	Facility/Project Name	Bicycle Accom.	Type of Work		Project Cost (\$000s)	Prior Years Cost (\$000s)	
Agency Project Num.	From/Location To/Location	Length (miles)	Cross-Ref.TIP Book Page No.	LRTP Ref			

DT4367541	SNAKE CREEK TRAIL UNDERPASS PRELIMINARY ENGINEERING STUDY		PEDESTRIAN/WILDLIFE UNDERPASS		305	0		Proposed Funding (in \$000s)				
								2015 - 2016	2016 - 2017	2017 - 2018	2018 - 2019	2019 - 2020
4367541		0.0	A1-722	6-54				0	0	0	0	305

Yearly Totals	202,790	79,534	184,166	82,103	2,742
5 Year TIP Total					551,335

MIAMI-DADE METROPOLITAN PLANNING ORGANIZATION
TRANSPORTATION IMPROVEMENT PROGRAM
NON-MOTORIZED COMPONENT

Responsible Agency: Miami-Dade County

MPO Project Num.	Facility/Project Name	Bicycle Accom.	Type of Work		Project Cost (\$000s)	Prior Years Cost (\$000s)	
Agency Project Num.	From/Location To/Location	Length (miles)	Cross-Ref.TIP Book Page No.	LRTP Ref			

DT4366031	SAFE RTS. TO SCHOOL		PEDESTRIAN SAFETY IMPROVEMENT		720	0		Proposed Funding (in \$000s)				
4366031	WALK SAFE EDUCATIONAL COMPONENT &	0.0	A1-713	6-54				2015 - 2016	2016 - 2017	2017 - 2018	2018 - 2019	2019 - 2020
								720	0	0	0	0

Yearly Totals	720	0	0	0	0
5 Year TIP Total					720

MIAMI-DADE METROPOLITAN PLANNING ORGANIZATION
TRANSPORTATION IMPROVEMENT PROGRAM
NON-MOTORIZED COMPONENT

Responsible Agency: Miami-Dade County Parks & Recreation

MPO Project Num.	Facility/Project Name	Bicycle Accom.	Type of Work		Project Cost (\$000s)	Prior Years Cost (\$000s)					
Agency Project Num.	From/Location To/Location	Length (miles)	Cross-Ref.TIP Book Page No.	LRTP Ref							

DT4355011	MIAMI DADE PARK AND RECREATION BRICKELL STATION		BIKE PATH/TRAIL		2,568	0		Proposed Funding (in \$000s)				
4355011		0.0	A1-782	6-4				2015 - 2016	2016 - 2017	2017 - 2018	2018 - 2019	2019 - 2020
								0	2,568	0	0	0

DT4366161	PROS AND UNIVERSITY OF MIAMI BIKESAFE PARTNERSHIP		PUBLIC INFORMATION/EDUCATION		335	0		Proposed Funding (in \$000s)				
4366161		0.0	A1-810	C-9				2015 - 2016	2016 - 2017	2017 - 2018	2018 - 2019	2019 - 2020
								335	0	0	0	0

Yearly Totals	335	2,568	0	0	0
5 Year TIP Total					2,903

MIAMI-DADE METROPOLITAN PLANNING ORGANIZATION
TRANSPORTATION IMPROVEMENT PROGRAM
NON-MOTORIZED COMPONENT

Responsible Agency: Miami-Dade County Public Works

MPO Project Num.	Facility/Project Name		Bicycle Accom.	Type of Work		Project Cost (\$000s)	Prior Years Cost (\$000s)					
Agency Project Num.	From/Location	To/Location	Length (miles)	Cross-Ref.TIP Book Page No.	LRTP Ref							

DT2512657	BISCAYNE TRAIL SEG D			BIKE PATH/TRAIL		1,850	0		Proposed Funding (in \$000s)				
2512657	FROM SW 328 ST/SW 137 AVE	TO HOMESTEAD BAYFRONT PARK	0.0	A1-286	6-52				2015 - 2016	2016 - 2017	2017 - 2018	2018 - 2019	2019 - 2020
									0	1,850	0	0	0

DT4354811	SAFE RTS. TO SCHOOL		PEDESTRIAN SAFETY IMPROVEMENT		177	0		Proposed Funding (in \$000s)				
4354811	KINLOCH PARK ELEMENTARY & MIDDLE	0.0	A1-666	6-50				2015 - 2016	2016 - 2017	2017 - 2018	2018 - 2019	2019 - 2020
								20	157	0	0	0

DT4366101	HOBIE ISLAND, NORTH SIDE, SHORELINE AND ROADWAY PROTECTION		ROAD/SLOPE PROTECTION		3,548	0		Proposed Funding (in \$000s)				
4366101		0.7	A1-785	C-9				2015 - 2016	2016 - 2017	2017 - 2018	2018 - 2019	2019 - 2020
								0	0	0	3,548	0

DT4369401	SAFE RTS. TO SCHOOL		PEDESTRIAN SAFETY IMPROVEMENT		600	0		Proposed Funding (in \$000s)				
4369401	CITRUS GROVE;FAIRLAWN;SHENAN	0.0	A1-728	6-50				2015 - 2016	2016 - 2017	2017 - 2018	2018 - 2019	2019 - 2020
								0	81	519	0	0

DT4369411	SAFE RTS. TO SCHOOL		PEDESTRIAN SAFETY IMPROVEMENT		440	0		Proposed Funding (in \$000s)				
4369411	JMS BRIGHT/JW JHNSN;MORNINGSDE;NATH	0.0	A1-729	6-50				2015 - 2016	2016 - 2017	2017 - 2018	2018 - 2019	2019 - 2020
								0	60	380	0	0

MIAMI-DADE METROPOLITAN PLANNING ORGANIZATION
TRANSPORTATION IMPROVEMENT PROGRAM
NON-MOTORIZED COMPONENT


Responsible Agency: Miami-Dade County Public Works

MPO Project Num.	Facility/Project Name		Bicycle Accom.	Type of Work		Project Cost (\$000s)	Prior Years Cost (\$000s)	
Agency Project Num.	From/Location	To/Location	Length (miles)	Cross-Ref.TIP Book Page No.	LRTP Ref			

Yearly Totals	20	2,148	899	3,548	0
5 Year TIP Total					6,615

**MIAMI-DADE METROPOLITAN PLANNING ORGANIZATION
TRANSPORTATION IMPROVEMENT PROGRAM
NON-MOTORIZED COMPONENT**

Responsible Agency: MD Public Works and Waste Management Dep.

MPO Project Num.	Facility/Project Name		Bicycle Accom.	Type of Work		Project Cost (\$000s)	Prior Years Cost (\$000s)					
Agency Project Num.	From/Location	To/Location	Length (miles)	Cross-Ref.TIP Book Page No.	L RTP Ref							

PW0000149	SW 268 Street	Bike Lane	Continuous left turn lane along SW 268 Street.		13,995	2,721		Proposed Funding (in \$000s)					
149	US-1	SW 112 Avenue	3.5	A5-85				6-48	2015 - 2016	2016 - 2017	2017 - 2018	2018 - 2019	2019 - 2020
									3,000	3,000	2,740	2,534	0

PW000304a	NW 37 Avenue	Wide Curb Lane	Widening: 2 to 5 lanes		18,792	4,272		Proposed Funding (in \$000s)					
20040330	North River Drive	NW 79 Street	2.7	A7-2				6-10	2015 - 2016	2016 - 2017	2017 - 2018	2018 - 2019	2019 - 2020
								4,603	8,000	1,917	0	0	


PW000306a	NE 2 Avenue	Bike Lane	Street/Traffic Operational Improv.		7,586	3,086		Proposed Funding (in \$000s)					
20040386	NE 20 Street	NE 36 Street	1.0	A7-3				5-5	2015 - 2016	2016 - 2017	2017 - 2018	2018 - 2019	2019 - 2020
								1,500	3,000	0	0	0	

PW000315b	SW 27 Avenue	Bike Lane	Widening: 2 to 3 lanes		6,625	5,871		Proposed Funding (in \$000s)				
20040337	US - 1 Bayshore Drive	1.0	A7-8	6-14				2015 - 2016	2016 - 2017	2017 - 2018	2018 - 2019	2019 - 2020
								714	0	0	0	0

PW20040342	SW 312 Street		Widening: to 5 lanes		5,734	454		Proposed Funding (in \$000s)					
20040342	SW 187 Avenue	SW 177 Avenue	1.0	A7-9				6-14	2015 - 2016	2016 - 2017	2017 - 2018	2018 - 2019	2019 - 2020
									2,280	2,000	1,000	0	0

MIAMI-DADE METROPOLITAN PLANNING ORGANIZATION
TRANSPORTATION IMPROVEMENT PROGRAM
NON-MOTORIZED COMPONENT

Responsible Agency: MD Public Works and Waste Management Dep.

MPO Project Num.	Facility/Project Name		Bicycle Accom.	Type of Work		Project Cost (\$000s)	Prior Years Cost (\$000s)					
Agency Project Num.	From/Location	To/Location	Length (miles)	Cross-Ref.TIP Book Page No.	LRTP Ref							

PW20040343	SW 137 Avenue	Bike Lane	Completion as two (2) continuous lanes		16,942	2,976		Proposed Funding (in \$000s)					
20040343	US - 1	SW 200 Street	3.0	A7-9				6-14	2015 - 2016	2016 - 2017	2017 - 2018	2018 - 2019	2019 - 2020
									1,132	5,000	5,000	2,834	0

PW20040349	SW 176 Street	Bike Lane	Curb & Gutter, Traffic Operational Improv.		5,337	3,399		Proposed Funding (in \$000s)					
20040349	US - 1	SW 107 Avenue	1.0	A7-11				5-5	2015 - 2016	2016 - 2017	2017 - 2018	2018 - 2019	2019 - 2020
									1,938	0	0	0	0


PW20040372	SW 157 Avenue	Wide Curb Lane	New 4 lane road		9,885	8,909		Proposed Funding (in \$000s)				
20040372	SW 184 Street	SW 152 Street	2.0	A7-11				6-14	2015 - 2016	2016 - 2017	2017 - 2018	2018 - 2019
								976	0	0	0	0

PW671605	SW 328 Street	Wide Curb Lane	Widening: to 4 lanes		11,519	7,050		Proposed Funding (in \$000s)					
671605	US1	SW 162 Avenue	1.4	A5-86				6-14	2015 - 2016	2016 - 2017	2017 - 2018	2018 - 2019	2019 - 2020
								4,469	0	0	0	0	

Yearly Totals	20,612	21,000	10,657	5,368	0
5 Year TIP Total				57,637	

MIAMI-DADE METROPOLITAN PLANNING ORGANIZATION
TRANSPORTATION IMPROVEMENT PROGRAM
NON-MOTORIZED COMPONENT

Responsible Agency: Miami-Dade Transit Agency

MPO Project Num.	Facility/Project Name	Bicycle Accom.	Type of Work		Project Cost (\$000s)	Prior Years Cost (\$000s)	
Agency Project Num.	From/Location To/Location	Length (miles)	Cross-Ref.TIP Book Page No.	LRTP Ref			

TA0000038	NW 7th Avenue and NW 62nd Street Passenger Activity Center 7th Avenue Transit Village		Construct New and improve existing Passenger Activity Centers		10,295	10,295		Proposed Funding (in \$000s)				
								2015 - 2016	2016 - 2017	2017 - 2018	2018 - 2019	2019 - 2020
38	NW 7 Avenue/NW 62 Street		A11-2	NA				0	0	0	0	0
								0	0	0	0	0

Yearly Totals	0	0	0	0	0
5 Year TIP Total					0

MIAMI-DADE METROPOLITAN PLANNING ORGANIZATION
TRANSPORTATION IMPROVEMENT PROGRAM
NON-MOTORIZED COMPONENT

Responsible Agency: Town of Cutler Bay

MPO Project Num.	Facility/Project Name	Bicycle Accom.	Type of Work		Project Cost (\$000s)	Prior Years Cost (\$000s)	
Agency Project Num.	From/Location To/Location	Length (miles)	Cross-Ref.TIP Book Page No.	LRTP Ref			

DT4369391	SAFE RTS. TO SCHOOL		PEDESTRIAN SAFETY IMPROVEMENT		418	0		Proposed Funding (in \$000s)				
4369391	CUTLER BAY ACADEMY OF ADVANCE STUDIES	0.0	A1-727	6-50				2015 - 2016	2016 - 2017	2017 - 2018	2018 - 2019	2019 - 2020
								60	358	0	0	0

Yearly Totals	60	358	0	0	0
5 Year TIP Total					418

MIAMI-DADE METROPOLITAN PLANNING ORGANIZATION
TRANSPORTATION IMPROVEMENT PROGRAM
NON-MOTORIZED COMPONENT

Responsible Agency: Town of Miami Lakes

MPO Project Num.	Facility/Project Name	Bicycle Accom.	Type of Work		Project Cost (\$000s)	Prior Years Cost (\$000s)	
Agency Project Num.	From/Location To/Location	Length (miles)	Cross-Ref.TIP Book Page No.	LRTP Ref			

DT4355091	TOWN OF MIAMI LAKES CITYWIDE BICYCLE/ PEDESTRIAN IMPROVEMENTS		BIKE PATH/TRAIL		1,402	0		Proposed Funding (in \$000s)				
4355091		0.0	A1-671	6-4				2015 - 2016	2016 - 2017	2017 - 2018	2018 - 2019	2019 - 2020
								0	0	1,402	0	0

DT4366181	TOWN OF MIAMI LAKES - SIDEWALK IMPROVEMENTS		BIKE LANE/SIDEWALK		787	0		Proposed Funding (in \$000s)				
4366181		0.0	A1-717	6-4				2015 - 2016	2016 - 2017	2017 - 2018	2018 - 2019	2019 - 2020
								0	0	0	787	0

Yearly Totals	0	0	1,402	787	0
5 Year TIP Total				2,189	

MIAMI-DADE METROPOLITAN PLANNING ORGANIZATION
TRANSPORTATION IMPROVEMENT PROGRAM
NON-MOTORIZED COMPONENT

Responsible Agency: Village of Pinecrest

MPO Project Num.	Facility/Project Name	Bicycle Accom.	Type of Work		Project Cost (\$000s)	Prior Years Cost (\$000s)	
Agency Project Num.	From/Location To/Location	Length (miles)	Cross-Ref.TIP Book Page No.	LRTP Ref			

DT4346871	VILLAGE OF PINECREST CITYWIDE BICYCLING IMPROVEMENTS		BIKE PATH/TRAIL		1,300	50		Proposed Funding (in \$000s)				
4346871		0.0	A1-781	6-4				2015 - 2016	2016 - 2017	2017 - 2018	2018 - 2019	2019 - 2020
									0	0	1,250	0

Yearly Totals	0	0	1,250	0	0
5 Year TIP Total				1,250	

MIAMI-DADE METROPOLITAN PLANNING ORGANIZATION
TRANSPORTATION IMPROVEMENT PROGRAM
NON-MOTORIZED COMPONENT

Responsible Agency: Village of Virginia Gardens

MPO Project Num.	Facility/Project Name	Bicycle Accom.	Type of Work		Project Cost (\$000s)	Prior Years Cost (\$000s)	
Agency Project Num.	From/Location To/Location	Length (miles)	Cross-Ref.TIP Book Page No.	LRTP Ref			

DT4366111	VILLAGE OF VIRGINIA GARDENS - 40TH STREET SIDEWALK AND ADA IMPROVEMENT		SIDEWALK		602	0		Proposed Funding (in \$000s)				
4366111		0.0	A1-716	NA				2015 - 2016	2016 - 2017	2017 - 2018	2018 - 2019	2019 - 2020
								602	0	0	0	0


Yearly Totals	602	0	0	0	0
5 Year TIP Total					602

TOTAL - ALL PROJECTS

Yearly Totals	Proposed Funding (in \$000s)				
	2015 - 2016	2016 - 2017	2017 - 2018	2018 - 2019	2019 - 2020
	225,139	105,633	198,374	92,236	3,632
5 Year TIP Total					625,014

THIS PAGE INTENTIONALLY LEFT BLANK

TRANSPORTATION IMPROVEMENT PROGRAM (TIP)



PART TWO: 5-YEAR PROJECT LISTING Intelligent Transportation Systems (ITS)



THIS PAGE INTENTIONALLY LEFT BLANK



Fiscal Years 2015/2016 - 2019/2020 Transportation Improvement Program

INTELLIGENT TRANSPORTATION SYSTEMS

The Intelligent Transportation Systems (ITS) concept is based on the use of advanced computer, electronics and communications technologies to increase the effectiveness of the entire surface transportation system. Many of these technologies have already advanced other modes of transportation, such as aviation, and are now beginning to be used in surface transportation. ITS technologies will be applied to all types of vehicles (trucks, buses and cars), to information devices (computers, kiosks, and hand-held devices), and to all parts of the surface transportation system (freeways, urban arterial roadways, city streets, rural roads and intermodal connections) in order to:

Improve Safety by increasing information to the driver and augmenting driver control of the vehicle, ITS can decrease traffic incidents and fatalities. Features include warning systems that activate when cars get too close to another vehicle or the edge of the road and enhanced traffic control systems that decrease stops and speed variations, reducing the number of accidents.

Reduce Congestion and Improve Accessibility: ITS technologies will reduce congestion through rapid detection and clearing of incidents that cause delays; enhanced public transit systems will reduce highway traffic; and real-time traffic control systems will adapt automatically to changing conditions and will improve the flow of traffic.



Improve Energy Efficiency and Environmental Quality: ITS will provide travelers with information to support decisions that will smooth out highway demand and reduce travel time and vehicle emissions by providing opportunities to use high occupancy vehicles or public transit or to mitigate the need for travel altogether.

Enhance Economic Productivity: ITS will improve transportation system efficiency through better routing of vehicles, automated toll collection, safety enhancements and streamlining commercial vehicle regulatory enforcement and compliance.

THIS PAGE INTENTIONALLY LEFT BLANK

MIAMI-DADE METROPOLITAN PLANNING ORGANIZATION
TRANSPORTATION IMPROVEMENT PROGRAM
INTELLIGENT TRANSPORTATION SYSTEMS



AVIATION

MPO Project Num.	Facility/Project Name		Bicycle Accom.	Type of Work	Project Cost (\$000s)	Prior Years Cost (\$000s)	 	
Agency Project Num.	From/Location	To/Location	Length (miles)	Cross-Referenced TIP Book Page Number				

APK152A	MIA Cc H Headhouse Gates H15 and H15A Modification Phase 1		Terminal Development: Modify Terminal Building	33,800	7,428	Activity /Phase	Funding Source	Proposed Funding (in \$000s)				
								2015 - 2016	2016 - 2017	2017 - 2018	2018 - 2019	2019 - 2020
K152A	Miami International Airport Concourse H - Headh		A9-12			PLN	FDOT	0	0	1,950	4,001	0
						PLN	LFF	0	0	1,950	4,001	0

MIAMI-DADE METROPOLITAN PLANNING ORGANIZATION
TRANSPORTATION IMPROVEMENT PROGRAM
INTELLIGENT TRANSPORTATION SYSTEMS

HIGHWAYS



MPO Project Num.	Facility/Project Name	Bicycle Accom.	Type of Work	Project Cost (\$000s)	Prior Years Cost (\$000s)	 	
Agency Project Num.	From/Location To/Location	Length (miles)	Cross-Referenced TIP Book Page Number				

DT2501025	DISTRICTWIDE ITS OPERATIONS & MAINTENANCE OF FIELD DEVICES		PERIODIC MAINTENANCE	15,969	10,669	Activity /Phase	Funding Source	Proposed Funding (in \$000s)				
								2015 - 2016	2016 - 2017	2017 - 2018	2018 - 2019	2019 - 2020
2501025		0.0	A1-202									
						PRELIMINARY ENGINEERING	DIH	0	0	0	0	0
						CONSTRUCTION	DS	2,600	2,700	0	0	0
						CONSTRUCTION	DIH	0	0	0	0	0

DT4055741	MIAMI-DADE COUNTYWIDE AGREEMENT-TRAFFIC SIGNALS MAINTENANCE & OPERATION		TRAFFIC SIGNALS	40,287	22,700	Activity /Phase	Funding Source	Proposed Funding (in \$000s)				
								2015 - 2016	2016 - 2017	2017 - 2018	2018 - 2019	2019 - 2020
4055741		0.0	A16-1									
						PRELIMINARY ENGINEERING	DIH	0	0	0	0	0
						OPERATIONS	DITS	3,688	0	0	0	0
						OPERATIONS	DDR	2,567	2,669	2,776	2,887	3,000



MIAMI-DADE METROPOLITAN PLANNING ORGANIZATION
TRANSPORTATION IMPROVEMENT PROGRAM
INTELLIGENT TRANSPORTATION SYSTEMS

Major Highway and Road Improvements (Countywide)

MPO Project Num.	Facility/Project Name		Bicycle Accom.	Type of Work	Project Cost (\$000s)	Prior Years Cost (\$000s)							
Agency Project Num.	From/Location	To/Location	Length (miles)	Cross-Referenced TIP Book Page Number									
PW000330	Advanced Traffic Mngmnt. System (A.T.M.S.)			ATMS to provide improved traffic flow	49,025	39,812	Activity /Phase	Funding Source	Proposed Funding (in \$000s)				
330				A7-17					2015 - 2016	2016 - 2017	2017 - 2018	2018 - 2019	2019 - 2020
							CST	PTP	4,000	5,213	0	0	0

MIAMI-DADE METROPOLITAN PLANNING ORGANIZATION
TRANSPORTATION IMPROVEMENT PROGRAM
INTELLIGENT TRANSPORTATION SYSTEMS

Neighborhood Improvements (Countywide)


MPO Project Num.	Facility/Project Name		Bicycle Accom.	Type of Work	Project Cost (\$000s)	Prior Years Cost (\$000s)	 	
Agency Project Num.	From/Location	To/Location	Length (miles)	Cross-Referenced TIP Book Page Number				

PW000440	School Flashing Signals			14,799	12,703	Activity /Phase	Funding Source	Proposed Funding (in \$000s)				
								2015 - 2016	2016 - 2017	2017 - 2018	2018 - 2019	2019 - 2020
440			A7-18			CST	PTP	1,415	681	0	0	0

Yearly Totals	14,270	11,263	6,676	10,889	3,000
5 Year TIP Total					46,098

THIS PAGE INTENTIONALLY LEFT BLANK

TRANSPORTATION IMPROVEMENT PROGRAM (TIP)



PART TWO: 5-YEAR PROJECT LISTING Transportation Disadvantaged Section (ADA)



THIS PAGE INTENTIONALLY LEFT BLANK



Fiscal Years 2015/2016 - 2019/2020 Transportation Improvement Program

TRANSPORTATION DISADVANTAGED SECTION (ADA)

Section 427.015, Florida Statutes, requires that the Metropolitan Planning Organization, as part of its Transportation Improvement Program "shall . . . identify transportation improvements that will be advanced with [transportation disabled] funds during the program period." This requirement is reiterated in section 3(f)2.g of the Florida Department of Transportation directive 525-010-012-c ("Transportation Improvement Program Development and Review"). The purpose of this section is to meet these requirements, and to reference, in a user-friendly format, transportation improvements to assist the safe and efficient transport of those citizens who need special services and facilities to obtain access to life-sustaining activities.

Explanation

The projects listed in this section do show funding amounts but no construction schedules. This is because the same projects are also listed in other sections of this document grouping projects by funding category. The items listed are referenced by the page number in which they appear in other TIP sections.

In addition, this section includes pedestrian facilities and sidewalks and some transit passenger amenities which, once completed, could enhance and facilitate usage by not only disadvantaged passengers but the public in general. This section does not include relevant improvements associated with larger transportation projects. Examples would include curb cuts and tactile surface treatments added onto sidewalks as part of an intersection widening and reconstruction, or wheelchair ramps and elevators included within the design of major facilities, as required by the 1991 Americans with Disabilities Act.

THIS PAGE INTENTIONALLY LEFT BLANK

MIAMI-DADE METROPOLITAN PLANNING ORGANIZATION
TRANSPORTATION IMPROVEMENT PROGRAM
TRANSPORTATION DISADVANTAGED

HIGHWAYS

MPO Project Num.	Facility/Project Name		Bicycle Accom.	Type of Work	Project Cost (\$000s)	Prior Years Cost (\$000s)							
Agency Project Num.	From/Location	To/Location	Length (miles)	Cross-Referenced TIP Book Page Number									
DT4180641	DISTRICTWIDE (ADA) COMPLIANCE CONSULTANT			SIDEWALK	4,501	3,001	Activity /Phase	Funding Source	Proposed Funding (in \$000s)				
4180641			0.0	A1-390					2015 - 2016	2016 - 2017	2017 - 2018	2018 - 2019	2019 - 2020
						PRELIMINARY ENGINEERING	DS	300	300	300	300	300	


MIAMI-DADE METROPOLITAN PLANNING ORGANIZATION
TRANSPORTATION IMPROVEMENT PROGRAM
TRANSPORTATION DISADVANTAGED

TRANSIT

MPO Project Num.	Facility/Project Name		Bicycle Accom.	Type of Work	Project Cost (\$000s)	Prior Years Cost (\$000s)							
Agency Project Num.	From/Location	To/Location	Length (miles)	Cross-Referenced TIP Book Page Number									
TA0000038	NW 7th Avenue and NW 62nd Street Passenger Activity Center 7th Avenue Transit Village			Construct New and improve existing Passenger Activity Centers	10,295	10,295	Activity /Phase	Funding Source	Proposed Funding (in \$000s)				
38	NW 7 Avenue/NW 62			A11-2					2015 - 2016	2016 - 2017	2017 - 2018	2018 - 2019	2019 - 2020
							CAP	FTA 5309	0	0	0	0	0

THIS PAGE INTENTIONALLY LEFT BLANK

TRANSPORTATION IMPROVEMENT PROGRAM (TIP)



PART TWO: 5-YEAR PROJECT LISTING Congestion Management Process (CMP)



THIS PAGE INTENTIONALLY LEFT BLANK



Fiscal Years 2015/2016 - 2019/2020 Transportation Improvement Program

CONGESTION MANAGEMENT PROCESS (CMP)

Congestion Management is an integral part of the planning process and the Congestion Management Process (CMP) is required to be developed and implemented pursuant to Title 23 U.S. Code 134 – Metropolitan Transportation Planning in Transportation Management Areas (TMAs). The congestion management process in Miami-Dade is being developed cooperatively with FDOT and is being implemented on a County-wide basis. The application of CMP strategies will improve transportation system performance and reliability by reducing the adverse impacts of congestion on the movement of people and goods through demand reduction and operational improvements.

The cornerstone of MAP-21's highway program transformation is the transition to a performance and outcome-based program. States will invest resources in projects to achieve targets that will make progress toward national goals. MAP-21 establishes national performance goals for Federal highway programs in: safety, infrastructure condition, congestion reduction, system reliability, freight movement and economic vitality, environmental sustainability, and reduced project delivery delays. Under Congestion Reduction — the goal is to achieve a significant reduction in congestion on the National Highway System (NHS). The CMP is an ongoing process which includes: data collection and performance monitoring; identification of recurring and non-recurring congestion; and implementation of mobility enhancement strategies.

The Miami-Dade County 2014 Congestion Management Process Update improved upon the 2009 Miami-Dade Congestion Management Process. The CMP was developed based on the 8-step process outlined in the FHWA CMP Guidebook. CMP objectives were drawn from the Miami-Dade County's 2040 Long Range Transportation Plan (LRTP) goals and objectives and serve as one of the primary points of connection between the CMP and LRTP, and define the direction for development of CMP Performance Measures. Different from the 2009 update, in the 2014 CMP update process, transit, freight, and non-motorized modes are evaluated through the 2040 LRTP update process as a separate effort, thus are not included in the CMP update process.

Congestion Management Process



The following six projects are studies which should be able to identify congestion reduction improvements for the six corridors. These studies are being done by FDOT and are included in Section A1 of the TIP document.

Project #	Segment	Limits	Type of Work	Length	FY 2016	FY 2017
434845	1	SR 5/US-1/S. DIXIE HIGHWAY FROM SW 152 STREET TO SR 9/I-95	TRANSPORTATION PLANNING	11.993	\$1,500,000	\$0
434845	2	SR 5/US-1/S. DIXIE HIGHWAY FROM SE 8 STREET TO NE 215 STREET	TRANSPORTATION PLANNING	15.243	\$740,000	\$0
434845	3	SR 94/KENDALL DRIVE FROM SR 997/KROME AVENUE TO SR 5/SOUTH DIXIE HWY	TRANSPORTATION PLANNING	10.700	\$600,000	\$0
434845	4	SR 976/BIRD ROAD FROM SR 821/HEFT TO US 1/SOUTH DIXIE HWY	TRANSPORTATION PLANNING	8.466	\$0	\$670,000
434845	5	SR 90/US 41/SW 8 ST FROM SR 997/KROME AVENUE TO SW 122 AVENUE	TRANSPORTATION PLANNING	5.523	\$245,000	\$0
434845	6	SR 90/US 41/SW 8 ST FROM SW 74 AVENUE TO SR 9/SW 27 AVENUE	TRANSPORTATION PLANNING	4.805	\$290,000	\$0

The project list which follows is based on the adopted 2040 LRTP which incorporated the 2014 Congestion Management Process Update. The process and projects are further detailed on pages 6-64 through 6-71 of the 2040 LRTP document.

THIS PAGE INTENTIONALLY LEFT BLANK



MIAMI-DADE METROPOLITAN PLANNING ORGANIZATION
TRANSPORTATION IMPROVEMENT PROGRAM
CONGESTION MANAGEMENT PLAN (CMP)

MPO Project Num.	Facility/Project Name	Bicycle Accom.	Type of Work	Project Cost (\$000s)	Prior Years Cost (\$000s)	 	
Agency Project Num.	From/Location To/Location	Length (miles)					

DT4055741	MIAMI-DADE COUNTYWIDE AGREEMENT-TRAFFIC SIGNALS MAINTENANCE &		TRAFFIC SIGNALS	40,287	22,700	Activity /Phase	Funding Source	Proposed Funding (in \$000s)				
								2015 - 2016	2016 - 2017	2017 - 2018	2018 - 2019	2019 - 2020
4055741		0.0										
						OPS	DDR	2,567	2,669	2,776	2,887	3,000
						OPS	DITS	3,688	0	0	0	0
						PE	DIH	0	0	0	0	0

DT4055756	SW 312 ST/CAMPBELL DR		FLEXIBLE PAVEMENT RECONSTRUCTION	38,332	0	Activity /Phase	Funding Source	Proposed Funding (in \$000s)				
								2015 - 2016	2016 - 2017	2017 - 2018	2018 - 2019	2019 - 2020
4055756	FROM SR 997/KROME AVE TO SR 5/US 1 (TRUCK	0.8										
						RRU	ACNP	0	21	0	0	0
						ROW	ACNP	0	4,602	0	0	0
						PE	SA	80	0	0	0	0
						PE	ACNP	1,300	0	0	0	0
						CST	SU	0	0	0	14,228	1,814
						ROW	SA	0	7,100	3,882	5,305	0

MIAMI-DADE METROPOLITAN PLANNING ORGANIZATION
TRANSPORTATION IMPROVEMENT PROGRAM
CONGESTION MANAGEMENT PLAN (CMP)

MPO Project Num.	Facility/Project Name		Bicycle Accom.	Type of Work	Project Cost (\$000s)	Prior Years Cost (\$000s)	 	
Agency Project Num.	From/Location	To/Location	Length (miles)					



DT4244071	SR 968/SW 1ST STREET			BRIDGE REPLACEMENT	96,496	5,319	Activity /Phase	Funding Source	Proposed Funding (in \$000s)				
4244071	AT MIAMI RIVER (BRIDGE #8		0.4						2015 - 2016	2016 - 2017	2017 - 2018	2018 - 2019	2019 - 2020

CST	BRP	0	0	0	3,318	0
PE	DIH	70	0	0	0	0
ROW	SA	960	540	0	0	0
ROW	DS	511	400	100	0	0
ROW	DIH	50	50	24	0	0
ROW	ACSB	2,040	3,500	1,000	0	0
PE	SABR	0	0	0	0	0
PE	DDR	0	0	0	0	0
PE	ACSB	0	0	0	0	0
PDE	BRT	0	0	0	0	0
CST	ACSB	0	0	76,059	2,555	0
PDE	DIH	0	0	0	0	0

DT4311792	SR 944/HIALEAH DRIVE			TRAFFIC SIGNALS	300	300	Activity /Phase	Funding Source	Proposed Funding (in \$000s)				
4311792	AT NW 21 AVENUE TRAFFIC		0.1						2015 - 2016	2016 - 2017	2017 - 2018	2018 - 2019	2019 - 2020

PE		0	0	0	0	0
CST		0	0	0	0	0



MIAMI-DADE METROPOLITAN PLANNING ORGANIZATION
TRANSPORTATION IMPROVEMENT PROGRAM
CONGESTION MANAGEMENT PLAN (CMP)

MPO Project Num.	Facility/Project Name		Bicycle Accom.	Type of Work	Project Cost (\$000s)	Prior Years Cost (\$000s)	 	
Agency Project Num.	From/Location	To/Location	Length (miles)					



DT4352011	DISTRICT 6 DISTRTWIDE TRAFFIC SIGNAL SYSTEMS RETIMING PROJECT		TRAFFIC CONTROL DEVICES/SYSTEM	2,300	1,068	Activity /Phase	Funding Source	Proposed Funding (in \$000s)				
								2015 - 2016	2016 - 2017	2017 - 2018	2018 - 2019	2019 - 2020
4352011		0.0				PE	DITS	1,232	0	0	0	0
						PE	DIH	0	0	0	0	0

DT4355061	SR 90/SW 8 STREET TRAFFIC SIGNAL UPDATE PILOT PROJECT		TRAFFIC SIGNAL UPDATE	3,995	88	Activity /Phase	Funding Source	Proposed Funding (in \$000s)				
								2015 - 2016	2016 - 2017	2017 - 2018	2018 - 2019	2019 - 2020
4355061		6.8				PE	DS	0	0	0	0	0
						PE	DDR	0	0	0	0	0
						DSB	DS	370	0	0	0	0
						DSB	DIH	37	0	0	0	0
						CAP	DS	3,500	0	0	0	0

MIAMI-DADE METROPOLITAN PLANNING ORGANIZATION
TRANSPORTATION IMPROVEMENT PROGRAM
CONGESTION MANAGEMENT PLAN (CMP)

MPO Project Num.	Facility/Project Name		Bicycle Accom.	Type of Work	Project Cost (\$000s)	Prior Years Cost (\$000s)	 						
Agency Project Num.	From/Location	To/Location	Length (miles)										
PW000762	South Miami Avenue and South 10 Street			Traffic signal	177	177	Activity /Phase	Funding Source	Proposed Funding (in \$000s)				
762									2015 - 2016	2016 - 2017	2017 - 2018	2018 - 2019	2019 - 2020
								RIF	0	0	0	0	0
PW000772	SW 88 Street and SW 68 Court			Traffic signal	300	300	Activity /Phase	Funding Source	Proposed Funding (in \$000s)				
772									2015 - 2016	2016 - 2017	2017 - 2018	2018 - 2019	2019 - 2020
								RIF	0	0	0	0	0
PW000780	SW 328 Street and SW 137 Avenue			Traffic signal	200	200	Activity /Phase	Funding Source	Proposed Funding (in \$000s)				
780									2015 - 2016	2016 - 2017	2017 - 2018	2018 - 2019	2019 - 2020
								RIF	0	0	0	0	0
PW000785	SW 152 Avenue and Pacific Boulevard			Traffic signal	220	220	Activity /Phase	Funding Source	Proposed Funding (in \$000s)				
785									2015 - 2016	2016 - 2017	2017 - 2018	2018 - 2019	2019 - 2020
								RIF	0	0	0	0	0
PW000806	SW 42 Street and SW 149 Avenue			Traffic signal	194	194	Activity /Phase	Funding Source	Proposed Funding (in \$000s)				
000806									2015 - 2016	2016 - 2017	2017 - 2018	2018 - 2019	2019 - 2020
								RIF	0	0	0	0	0

MIAMI-DADE METROPOLITAN PLANNING ORGANIZATION
TRANSPORTATION IMPROVEMENT PROGRAM
CONGESTION MANAGEMENT PLAN (CMP)

MPO Project Num.	Facility/Project Name		Bicycle Accom.	Type of Work	Project Cost (\$000s)	Prior Years Cost (\$000s)	 	
Agency Project Num.	From/Location	To/Location	Length (miles)					



PW000807	TOPICS		Intersection improvements: T.O.P.I.C.S.			Activity /Phase	Funding Source	Proposed Funding (in \$000s)				
000807	Various Locations							2015 - 2016	2016 - 2017	2017 - 2018	2018 - 2019	2019 - 2020
							RIF	60	71	59	59	59
							RIF	8	9	8	8	8
							RIF	8	9	8	8	8

PW000817	NW 32 Avenue and NW 157 Street		Intersection improvement	85	85	Activity /Phase	Funding Source	Proposed Funding (in \$000s)				
000817								2015 - 2016	2016 - 2017	2017 - 2018	2018 - 2019	2019 - 2020
							RIF	0	0	0	0	0

PW000818	NW 37 Avenue and NW 215 Street		Traffic signal	200	200	Activity /Phase	Funding Source	Proposed Funding (in \$000s)				
000818								2015 - 2016	2016 - 2017	2017 - 2018	2018 - 2019	2019 - 2020
							RIF	0	0	0	0	0

PW000819	NE 2 Avenue and NE 159 Street		Traffic signal	245	245	Activity /Phase	Funding Source	Proposed Funding (in \$000s)				
000819								2015 - 2016	2016 - 2017	2017 - 2018	2018 - 2019	2019 - 2020
							RIF	0	0	0	0	0

MIAMI-DADE METROPOLITAN PLANNING ORGANIZATION
TRANSPORTATION IMPROVEMENT PROGRAM
CONGESTION MANAGEMENT PLAN (CMP)

MPO Project Num.	Facility/Project Name		Bicycle Accom.	Type of Work	Project Cost (\$000s)	Prior Years Cost (\$000s)	 	
Agency Project Num.	From/Location	To/Location	Length (miles)					



PW000839	SW 162 Avenue and SW 47 Street		Traffic signal	220	220	Activity /Phase	Funding Source	Proposed Funding (in \$000s)				
000839								2015 - 2016	2016 - 2017	2017 - 2018	2018 - 2019	2019 - 2020
							RIF	0	0	0	0	0

PW000840	SW 57 Avenue and SW 104 Street		Traffic signal	250	250	Activity /Phase	Funding Source	Proposed Funding (in \$000s)				
000840								2015 - 2016	2016 - 2017	2017 - 2018	2018 - 2019	2019 - 2020
							RIF	0	0	0	0	0

PW000859	SW 67 Avenue and SW 33 Street		Traffic signal	200	200	Activity /Phase	Funding Source	Proposed Funding (in \$000s)				
000859								2015 - 2016	2016 - 2017	2017 - 2018	2018 - 2019	2019 - 2020
								RIF	0	0	0	0

PW000861	NW 104 Avenue and NW 33 Street		Traffic signal	250	250	Activity /Phase	Funding Source	Proposed Funding (in \$000s)				
000861								2015 - 2016	2016 - 2017	2017 - 2018	2018 - 2019	2019 - 2020
							RIF	0	0	0	0	0

MIAMI-DADE METROPOLITAN PLANNING ORGANIZATION
TRANSPORTATION IMPROVEMENT PROGRAM
CONGESTION MANAGEMENT PLAN (CMP)



MPO Project Num.	Facility/Project Name		Bicycle Accom.	Type of Work	Project Cost (\$000s)	Prior Years Cost (\$000s)	 	
Agency Project Num.	From/Location	To/Location	Length (miles)					

PW000035	T.O.P.I.C.S.		Intersection improvements: T.O.P.I.C.S.			Activity /Phase	Funding Source	Proposed Funding (in \$000s)				
								2015 - 2016	2016 - 2017	2017 - 2018	2018 - 2019	2019 - 2020
35							RIF	297	286	310	395	395
							RIF	2,376	2,291	2,483	3,160	3,160
							RIF	297	286	310	395	395

PW000041	T.O.P.I.C.S.		Intersection improvements: T.O.P.I.C.S.			Activity /Phase	Funding Source	Proposed Funding (in \$000s)				
								2015 - 2016	2016 - 2017	2017 - 2018	2018 - 2019	2019 - 2020
41							RIF	46	46	162	162	162
							RIF	365	369	1,294	1,294	1,294
							RIF	46	46	162	162	162

PW000046	T.O.P.I.C.S.		Intersection improvements: T.O.P.I.C.S.			Activity /Phase	Funding Source	Proposed Funding (in \$000s)				
								2015 - 2016	2016 - 2017	2017 - 2018	2018 - 2019	2019 - 2020
46							RIF	231	72	61	194	194
							RIF	1,842	579	487	1,554	1,554
							RIF	230	72	61	194	194

MIAMI-DADE METROPOLITAN PLANNING ORGANIZATION
TRANSPORTATION IMPROVEMENT PROGRAM
CONGESTION MANAGEMENT PLAN (CMP)



MPO Project Num.	Facility/Project Name		Bicycle Accom.	Type of Work	Project Cost (\$000s)	Prior Years Cost (\$000s)	 	
Agency Project Num.	From/Location	To/Location	Length (miles)					

PW000056	T.O.P.I.C.S.		Intersection improvements: T.O.P.I.C.S.			Activity /Phase	Funding Source	Proposed Funding (in \$000s)				
								2015 - 2016	2016 - 2017	2017 - 2018	2018 - 2019	2019 - 2020
56												
							RIF	201	147	153	235	235
							RIF	1,608	1,179	1,222	1,880	1,880
							RIF	201	147	153	235	235

PW000061	T.O.P.I.C.S.		Intersection improvements: T.O.P.I.C.S.			Activity /Phase	Funding Source	Proposed Funding (in \$000s)				
								2015 - 2016	2016 - 2017	2017 - 2018	2018 - 2019	2019 - 2020
61	Various Locations											
							RIF	81	53	14	21	17
							RIF	645	427	115	170	134
							RIF	81	53	14	21	17

PW000069	T.O.P.I.C.S.		Intersection improvements: T.O.P.I.C.S.			Activity /Phase	Funding Source	Proposed Funding (in \$000s)				
								2015 - 2016	2016 - 2017	2017 - 2018	2018 - 2019	2019 - 2020
69												
							RIF	323	96	83	92	119
							RIF	2,584	765	666	736	948
							RIF	323	96	83	92	119

MIAMI-DADE METROPOLITAN PLANNING ORGANIZATION
TRANSPORTATION IMPROVEMENT PROGRAM
CONGESTION MANAGEMENT PLAN (CMP)

MPO Project Num.	Facility/Project Name		Bicycle Accom.	Type of Work	Project Cost (\$000s)	Prior Years Cost (\$000s)	 	
Agency Project Num.	From/Location	To/Location	Length (miles)					



PW000073	T.O.P.I.C.S.		Intersection improvements: T.O.P.I.C.S.			Activity /Phase	Funding Source	Proposed Funding (in \$000s)				
								2015 - 2016	2016 - 2017	2017 - 2018	2018 - 2019	2019 - 2020
73							RIF	12	26	24	24	24
							RIF	91	206	193	193	193
							RIF	12	26	24	24	24

PW000082	T.O.P.I.C.S.		Intersection improvements: T.O.P.I.C.S.			Activity /Phase	Funding Source	Proposed Funding (in \$000s)				
								2015 - 2016	2016 - 2017	2017 - 2018	2018 - 2019	2019 - 2020
82							RIF	334	103	118	118	118
							RIF	2,674	823	948	948	948
							RIF	334	103	118	118	118

PW000103	Traffic Signal Loop Repairs					Activity /Phase	Funding Source	Proposed Funding (in \$000s)				
								2015 - 2016	2016 - 2017	2017 - 2018	2018 - 2019	2019 - 2020
103							SGT	500	500	500	500	500

PW000110	Traffic Signal Materials					Activity /Phase	Funding Source	Proposed Funding (in \$000s)				
								2015 - 2016	2016 - 2017	2017 - 2018	2018 - 2019	2019 - 2020
110							SGT	1,600	1,600	1,600	1,600	1,600

MIAMI-DADE METROPOLITAN PLANNING ORGANIZATION
TRANSPORTATION IMPROVEMENT PROGRAM
CONGESTION MANAGEMENT PLAN (CMP)

MPO Project Num.	Facility/Project Name		Bicycle Accom.	Type of Work	Project Cost (\$000s)	Prior Years Cost (\$000s)	 	
Agency Project Num.	From/Location	To/Location	Length (miles)					

PW000111	Capitalization of Traffic Signals & Signs Crew						Activity /Phase	Funding Source	Proposed Funding (in \$000s)				
111									2015 - 2016	2016 - 2017	2017 - 2018	2018 - 2019	2019 - 2020
								SGT	4,993	4,993	4,993	4,993	4,993



PW000738	SW 112 Avenue and SW 236 Street			Traffic signal	200	200	Activity /Phase	Funding Source	Proposed Funding (in \$000s)				
738									2015 - 2016	2016 - 2017	2017 - 2018	2018 - 2019	2019 - 2020
								RIF	0	0	0	0	0

PW000740	Miami Avenue Bridge over the Miami River	Other		Bridge deck replacement	6,658	5,302	Activity /Phase	Funding Source	Proposed Funding (in \$000s)				
740									2015 - 2016	2016 - 2017	2017 - 2018	2018 - 2019	2019 - 2020
								RIF	0	0	0	0	0

PW000745	NW 117 Avenue and NW 25 Street			Traffic signal	260	260	Activity /Phase	Funding Source	Proposed Funding (in \$000s)				
745									2015 - 2016	2016 - 2017	2017 - 2018	2018 - 2019	2019 - 2020
								RIF	0	0	0	0	0

PW000750	Alhambra Plaza and Galiano Street			Traffic signal improvements	82	82	Activity /Phase	Funding Source	Proposed Funding (in \$000s)				
750									2015 - 2016	2016 - 2017	2017 - 2018	2018 - 2019	2019 - 2020
								RIF	0	0	0	0	0

MIAMI-DADE METROPOLITAN PLANNING ORGANIZATION
TRANSPORTATION IMPROVEMENT PROGRAM
CONGESTION MANAGEMENT PLAN (CMP)


MPO Project Num.	Facility/Project Name		Bicycle Accom.	Type of Work	Project Cost (\$000s)	Prior Years Cost (\$000s)	 	
Agency Project Num.	From/Location	To/Location	Length (miles)					

PW000878	PWWM Traffic Sign and Signals Division		Traffic signal timing optimization Represents total ATMS Funding under Road Impact Fee program and under People's Transportation Plan.			Activity /Phase	Funding Source	Proposed Funding (in \$000s)				
								2015 - 2016	2016 - 2017	2017 - 2018	2018 - 2019	2019 - 2020
878								7,500	9,213	4,000	4,000	4,000

Yearly Totals	46,308	43,574	104,267	51,878	28,621
5 Year TIP Total					274,648

THIS PAGE INTENTIONALLY LEFT BLANK

TRANSPORTATION IMPROVEMENT PROGRAM (TIP)



PART TWO: 5-YEAR PROJECT LISTING

Freight-Related Transportation Improvements



THIS PAGE INTENTIONALLY LEFT BLANK



Fiscal Years 2015/2016 - 2019/2020 Transportation Improvement Program

FREIGHT-RELATED TRANSPORTATION IMPROVEMENTS

On July 6, 2012, President Obama signed into law P.L. 112-141, the Moving Ahead for Progress in the 21st Century Act (MAP-21). MAP-21 creates a streamlined, performance-based, and multimodal program to address the many challenges facing the U.S. transportation system. These challenges include improving safety, maintaining infrastructure condition, reducing traffic congestion, improving efficiency of the system and freight movement, protecting the environment, and reducing delays in project delivery.

Significant Freight Provisions

MAP-21 includes a number of provisions to improve the condition and performance of the national freight network and support investment in freight-related surface transportation projects. These provisions are as follows:

- National freight policy
- National freight network
- National freight strategic plan
- Freight data, planning, and reporting
- State freight advisory committees and freight plans
- Changes in freight eligibility under grant and loan programs
- Jason's Law: Makes construction of safety rest areas, commercial motor vehicle (CMV) parking facilities, electric vehicle and natural gas vehicle infrastructure eligible for Federal funding.
- Compilation and Study of Truck Size and Weight Limits
- Idle Reduction Technology
- Special Permits During Periods of National Emergency
- Metropolitan and Statewide Planning: Continues ability for freight shippers and providers of freight transportation services to participate in metropolitan and Statewide transportation planning processes.
- Continues requirement that planning processes provide for consideration of projects and strategies to – increase the accessibility and mobility of people and for freight; and enhance the integration and connectivity of the transportation system, across and between modes, for people and freight.

Since the advent of the Safe, Accountable, Flexible, Efficient Transportation Equity Act: A Legacy for Users (SAFETEA-LU) in August 2005 there has been recognition of the economic importance that freight movement plays. The Florida Strategic Intermodal System (SIS) program has the same emphasis. The SIS was established to ensure that transportation dollars were invested in areas that supported the local economic generators such as the seaport and the airport and the roadway facilities that connect them. The 2035 Miami-Dade Long Range

Freight-Related Improvements

Transportation Plan (LRTP) Update embraced freight movement concerns with the inclusion of a freight element that includes projects that focus on improving freight movement along major corridors, and specifically, in to and out of Miami International Airport (MIA) and Port Miami. Miami-Dade County is committed to providing a transportation system that enhances the efficiency of freight movement. This commitment is the primary focus of the Freight Transportation Advisory Committee (FTAC). FTAC's membership includes representatives from the freight, logistics, shipping, trucking, warehousing, and intermodal industries. Specifically, FTAC is charged with advising the MPO Governing Board on freight movement and truck traffic needs. FTAC serves as advisors on technical studies, recommends special studies, and reviews and comments on proposed projects that impact the freight movement community.

A major freight related project will serve the Doral Area with the construction of Phase II of the 25th Street Viaduct, which will expedite truck movements and retain economic competitiveness of county and regional freight-associated activities. Additional improvements to roadways in several other areas of Miami-Dade address projected traffic flow deficiencies and diminished levels of service; a number of these improvements are recommended for roads that serve the industrial areas of Miami-Dade County.

Three major freight projects in this TIP are the Port Tunnel, the dredging of the channel for the Port of Miami and construction of an on-dock intermodal container facility. The Port Tunnel will give the Port direct freeway access and the dredging project will take the channel to 50' in depth and will enable the Port to stay highly competitive by being able to handle the giant post-Panamax ships. Miami will be in the first group of east coast ports that will be able to accommodate these ships. A TIGER II grant award provided the funds to rehabilitate the rail bascule bridge to the Port and to construct the rail container handling facility on the dock.



Several large projects, the reconstruction of the SR 836/826 interchange, the construction of a new ramp in the Golden Glades Interchange to connect eastbound SR 826 and northbound I-95, and work along Okeechobee Rd. will have major impacts on the freight community. Cross-referencing these highway projects as freight projects will help with the recognition that the movement of freight must be maintained during the construction of these projects.

THIS PAGE INTENTIONALLY LEFT BLANK

MIAMI-DADE METROPOLITAN PLANNING ORGANIZATION
TRANSPORTATION IMPROVEMENT PROGRAM
FREIGHT-RELATED TRANSPORTATION IMPROVEMENTS

Florida Department of Transportation District 6

HIGHWAYS



MPO Project Num.	Facility/Project Name	Length (miles)	Type of Work	Project Cost (\$000s)	Prior Years Cost (\$000s)	 	
Agency Project Num.	From/Location To/Location		Cross-Referenced TIP Book Page Number				

DT2495811	SR 826/SR 836	4.8	INTERCHANGE - ADD LANES	846,988	775,488	Activity /Phase	Funding Source	Proposed Funding (in \$000s)				
								2015 - 2016	2016 - 2017	2017 - 2018	2018 - 2019	2019 - 2020
2495811	FROM N OF SW 8 ST T & FM NW 87 TO 57 A		A18-1									
						RIGHT OF WAY	DI	0	0	0	0	0
						PRELIMINARY ENGINEERING	NHPP	0	0	0	0	0
						RAILROAD & UTILITIES	DS	0	0	0	0	0
						RAILROAD & UTILITIES	LF	0	0	0	0	0
						RAILROAD & UTILITIES	NHAC	0	0	0	0	0
						RAILROAD & UTILITIES	NHPP	0	0	0	0	0
						RIGHT OF WAY	BNCA	0	0	0	0	0
						RIGHT OF WAY	BNDS	0	0	0	0	0
						PRELIMINARY ENGINEERING	GMR	0	0	0	0	0
						RIGHT OF WAY	DDR	0	0	0	0	0
						PRELIMINARY ENGINEERING	LF	0	0	0	0	0
						RIGHT OF WAY	DIH	0	0	0	0	0
						RIGHT OF WAY	DIRS	0	0	0	0	0
						RIGHT OF WAY	DS	0	0	0	0	0
						RIGHT OF WAY	LFR	0	0	0	0	0
						RIGHT OF WAY	NHAC	0	0	0	0	0
						RIGHT OF WAY	NHPP	0	0	0	0	0
						RIGHT OF WAY	SA	0	0	0	0	0
						DESIGN BUILD	ACEN	0	0	0	0	0
						RIGHT OF WAY	BNIR	0	0	0	0	0
						DESIGN BUILD	GMR	0	0	0	0	0

MIAMI-DADE METROPOLITAN PLANNING ORGANIZATION
TRANSPORTATION IMPROVEMENT PROGRAM
FREIGHT-RELATED TRANSPORTATION IMPROVEMENTS

Florida Department of Transportation District 6



HIGHWAYS

MPO Project Num.	Facility/Project Name		Length (miles)	Type of Work	Project Cost (\$000s)	Prior Years Cost (\$000s)	 						
Agency Project Num.	From/Location	To/Location		Cross-Referenced TIP Book Page Number									
							DESIGN BUILD	ACNH	0	0	0	0	0
							DESIGN BUILD	ACNP	0	0	0	0	0
							DESIGN BUILD	DC	0	0	0	0	0
							DESIGN BUILD	DDR	0	0	0	0	0
							DESIGN BUILD	DIS	0	0	0	0	0
							DESIGN BUILD	DPTO	0	0	0	0	0
							DESIGN BUILD	DS	0	0	0	0	0
							RAILROAD & UTILITIES	DDR	0	0	0	0	0
							DESIGN BUILD	FSF1	0	0	0	0	0
							PRELIMINARY ENGINEERING	DS	0	0	0	0	0
							PRELIMINARY ENGINEERING	DI	0	0	0	0	0
							DESIGN BUILD	NH	0	0	0	0	0
							DESIGN BUILD	NHAC	0	0	0	0	0
							DESIGN BUILD	NHPP	0	0	0	0	0
							DESIGN BUILD	TRIP	0	0	0	0	0
							LOCAL ADVANCE REIMBURSE	BNIR	0	0	0	0	0
							PRELIMINARY ENGINEERING	DDR	0	0	0	0	0
							DESIGN BUILD	LF	25,000	46,500	0	0	0
							PRELIMINARY ENGINEERING	DIH	0	0	0	0	0
							DESIGN BUILD	EBNH	0	0	0	0	0

MIAMI-DADE METROPOLITAN PLANNING ORGANIZATION
TRANSPORTATION IMPROVEMENT PROGRAM
FREIGHT-RELATED TRANSPORTATION IMPROVEMENTS

Florida Department of Transportation District 6

HIGHWAYS



MPO Project Num.	Facility/Project Name	Length (miles)	Type of Work	Project Cost (\$000s)	Prior Years Cost (\$000s)	 	
Agency Project Num.	From/Location To/Location		Cross-Referenced TIP Book Page Number				

DT2511563	PORT OF MIAMI TUNNEL	0.5	NEW ROAD CONSTRUCTION	2,612,962	760,578	Activity /Phase	Funding Source	Proposed Funding (in \$000s)				
								2015 - 2016	2016 - 2017	2017 - 2018	2018 - 2019	2019 - 2020
2511563	FROM PORT OF MIAMI TO SR 836/I-395		A18-6									
						DESIGN BUILD	GMR	21,687	22,168	23,008	22,152	22,990
						DESIGN BUILD	NHPP	0	0	0	0	0
						DESIGN BUILD	DIH	0	0	0	0	0
						DESIGN BUILD	GMR	0	0	0	0	0
						DESIGN BUILD	DC	0	0	0	0	0
						DESIGN BUILD	DIS	0	0	0	0	0
						PRELIMINARY ENGINEERING	DI	0	0	0	0	0
						DESIGN BUILD	LF	2,531	2,607	2,686	2,766	2,849
						RIGHT OF WAY	DIH	0	0	0	0	0
						RIGHT OF WAY	DS	0	0	0	0	0
						PRELIMINARY ENGINEERING	DIS	0	125	0	0	0
						PRELIMINARY ENGINEERING	GMR	0	0	0	0	0
						PRELIMINARY ENGINEERING	FD21	0	0	0	0	0
						PRELIMINARY ENGINEERING	NHAC	0	0	0	0	0
						PRELIMINARY ENGINEERING	DIH	0	0	0	0	0
						PRELIMINARY ENGINEERING	NHPP	0	0	0	0	0
						DESIGN BUILD	ACNP	0	0	0	0	0
						DESIGN BUILD	DS	0	0	0	0	0
						RIGHT OF WAY	LF	0	0	0	0	0
						PRELIMINARY ENGINEERING	LF	0	0	0	0	0
						DESIGN BUILD	NHAC	0	0	0	0	0

MIAMI-DADE METROPOLITAN PLANNING ORGANIZATION
TRANSPORTATION IMPROVEMENT PROGRAM
FREIGHT-RELATED TRANSPORTATION IMPROVEMENTS

Florida Department of Transportation District 6



HIGHWAYS

MPO Project Num.	Facility/Project Name		Length (miles)	Type of Work	Project Cost (\$000s)	Prior Years Cost (\$000s)	 							
Agency Project Num.	From/Location	To/Location		Cross-Referenced TIP Book Page Number			DESIGN BUILD	LF	0	0	0	0	0	
								DESIGN BUILD	HPP	0	0	0	0	0
								OPERATIONS	DI	16,071	16,723	17,050	19,107	19,507
								PRELIMINARY ENGINEERING	DS	0	0	0	0	0
								PRELIMINARY ENGINEERING	GMR	125	0	125	125	125

MIAMI-DADE METROPOLITAN PLANNING ORGANIZATION
TRANSPORTATION IMPROVEMENT PROGRAM
FREIGHT-RELATED TRANSPORTATION IMPROVEMENTS

Florida Department of Transportation District 6

HIGHWAYS



MPO Project Num.	Facility/Project Name	Length (miles)	Type of Work	Project Cost (\$000s)	Prior Years Cost (\$000s)	 	
Agency Project Num.	From/Location To/Location		Cross-Referenced TIP Book Page Number				

DT2516881	SR 836/I-395	1.4	BRIDGE-REPLACE AND ADD LANES	806,122	180,426	Activity /Phase	Funding Source	Proposed Funding (in \$000s)				
								2015 - 2016	2016 - 2017	2017 - 2018	2018 - 2019	2019 - 2020
2516881	FROM WEST OF I-95 TO MACARTHUR CS		A18-1									
						RAILROAD & UTILITIES	DS	0	0	0	0	0
						RIGHT OF WAY	GMR	900	0	0	0	0
						RIGHT OF WAY	BNIR	0	0	0	0	0
						RIGHT OF WAY	BNCA	0	0	0	0	0
						RIGHT OF WAY	BNDS	0	0	0	0	0
						RAILROAD & UTILITIES	LF	0	13,600	0	0	0
						RIGHT OF WAY	DDR	300	0	0	0	0
						RIGHT OF WAY	DI	0	0	0	0	0
						RIGHT OF WAY	DIH	0	0	0	0	0
						RIGHT OF WAY	DS	0	0	0	0	0
						RAILROAD & UTILITIES	DI	600	2,200	0	0	0
						DESIGN BUILD	BRRP	0	0	0	0	0
						RIGHT OF WAY	DIS	0	0	0	0	0
						PRELIMINARY ENGINEERING	NHPP	0	0	0	0	0
						PRELIMINARY ENGINEERING	DS	0	0	0	0	0
						PRELIMINARY ENGINEERING	DIS	0	0	0	0	0
						PRELIMINARY ENGINEERING	DIH	50	50	0	0	0
						PRELIMINARY ENGINEERING	DI	3,123	0	0	0	0
						PRELIMINARY ENGINEERING	DDR	0	0	0	0	0
						PRELIMINARY ENGINEERING	ACNP	0	0	0	0	0
						DESIGN BUILD	STED	0	0	690	100,000	0

MIAMI-DADE METROPOLITAN PLANNING ORGANIZATION
TRANSPORTATION IMPROVEMENT PROGRAM
FREIGHT-RELATED TRANSPORTATION IMPROVEMENTS

Florida Department of Transportation District 6



HIGHWAYS

MPO Project Num.	Facility/Project Name		Length (miles)	Type of Work	Project Cost (\$000s)	Prior Years Cost (\$000s)	 						
Agency Project Num.	From/Location	To/Location		Cross-Referenced TIP Book Page Number									
							DESIGN BUILD	DDR	0	0	0	340	0
							DESIGN BUILD	ACNP	0	60,000	111,178	0	0
							CONTRACT INCENTIVES	SU	0	0	0	0	0
							DESIGN BUILD	DI	0	185,666	121,529	18,470	0

MIAMI-DADE METROPOLITAN PLANNING ORGANIZATION
TRANSPORTATION IMPROVEMENT PROGRAM
FREIGHT-RELATED TRANSPORTATION IMPROVEMENTS

Miami-Dade Seaport Department

SEAPORT


MPO Project Num.	Facility/Project Name	Length (miles)	Type of Work	Project Cost (\$000s)	Prior Years Cost (\$000s)	 				
Agency Project Num.	From/Location To/Location		Cross-Referenced TIP Book Page Number							

SP644520	Container Yard Improvements Seaboard		Container Yard Improvements	42,535	39,335	Activity /Phase	Funding Source	Proposed Funding (in \$000s)				
								2015 - 2016	2016 - 2017	2017 - 2018	2018 - 2019	2019 - 2020
644520	Dante B. Fascell PORT Seaboard		A10-5									
						CST	LF	3,200	0	0	0	0

SP649730	Miami Harbor Dredging Phase III		Dredging Phase III	220,000	217,436	Activity /Phase	Funding Source	Proposed Funding (in \$000s)				
								2015 - 2016	2016 - 2017	2017 - 2018	2018 - 2019	2019 - 2020
649730	Dante B. Fascell PORT South Channel		A10-7									
						CST	PORT	2,564	0	0	0	0

THIS PAGE INTENTIONALLY LEFT BLANK

TRANSPORTATION IMPROVEMENT PROGRAM (TIP)



PART TWO: 5-YEAR PROJECT LISTING

Regionally Significant Transportation Improvements



THIS PAGE INTENTIONALLY LEFT BLANK



Fiscal Years 2015/2016 - 2019/2020 Transportation Improvement Program

REGIONALLY SIGNIFICANT TRANSPORTATION IMPROVEMENTS

One in three Florida residents live in the southeast region comprised of Palm Beach, Broward, and Miami-Dade Counties. In 2006, Miami-Dade was the 8th largest county in the United States (2.4 million), Broward was the 15th largest county (1.8 million) and Palm Beach was the 29th largest county (1.3 million). The 2000 Census indicated that these three counties made up the nation's 7th largest metropolitan region with a population of approximately 5.5 Million. The 2010 Census indicated that they were now the 4th largest metropolitan area in the US.

Hundreds of facilities make up our region's transportation network; facilities that carry freight, auto, and transit traffic. To develop this network, the region critically looked at the intended uses and functionalities of the existing and future facilities to determine what is regional.

This assessment considered technical components as well as the Long Range Transportation Plan's goals and objectives to ensure compatibility and consistency. Ultimately, four criteria were crafted to guide the final selection of facilities: covering roadway, rail and hub. The four criteria definitions and sources are described in detail below.

Regional Interstate and Expressway Facilities

Definition: Interstate, Freeway/Expressway and all other Principal Arterials

Source: Draft 2010 Functional Classification for FDOT Districts 4 and 6, May 9, 2013

Planned Roadway Extensions

Definition: Adopted future Principal Arterial physical extensions

Source: 2035 LRTP CFP for Broward, Miami-Dade and Palm Beach County MPOs

SIS Network

Definition: SIS and Emerging SIS Corridors, Hubs, Connectors, Railways and Waterways

Source: FDOT Central Office SIS facilities, April 2013

Regionally Significant Transportation Improvements

Principal Arterial Connections

Definition: Minor Arterials connecting to Interstates, Freeways/Expressways, and/or SIS Corridors; other key regional corridor connections to complete the network; extension of Principal Arterials that cross the Intracoastal for evacuation purposes.

Source: Draft 2010 Functional Classification for FDOT Districts 4 and 6, May 9, 2013; FDOT Central Office SIS facilities, April 2013; and Adopted Countywide Evacuation Routes – Broward, Miami-Dade and Palm Beach County.


The following project list reflects regional projects of major significance based upon:

- a. Within the regional network
- b. Capacity projects identified for construction phases
- c. Over \$5,000,000 total construction allocations

THIS PAGE INTENTIONALLY LEFT BLANK

MIAMI-DADE METROPOLITAN PLANNING ORGANIZATION
TRANSPORTATION IMPROVEMENT PROGRAM
REGIONALLY SIGNIFICANT TRANSPORTATION IMPROVEMENTS

Regional Facility Type: **Freeway**


MPO Project Num.	Facility/Project Name	Length (miles)	Type of Work	Project Cost (\$000s)	Prior Years Cost (\$000s)	
Agency Project Num.	From/Location	To/Location				
Detailed Project Description						

DT2495811	SR 826/SR 836	4.831	INTERCHANGE - ADD LANES	846,988	775,488	Activity /Phase	Funding Source	Proposed Funding (in \$000s)				
2495811	FROM N OF SW 8 ST TO S OF N & FM NW 87 TO 57 AVE'							2015 - 2016	2016 - 2017	2017 - 2018	2018 - 2019	2019 - 2020
	And from NW 87 to 57 Avenues											
				DESIGN BUILD		LF	25,000	46,500	0	0	0	

DT2516881	SR 836/I-395	1.364	BRIDGE-REPLACE AND ADD LANES	806,122	180,426	Activity /Phase	Funding Source	Proposed Funding (in \$000s)				
2516881	FROM WEST OF I-95	TO MACARTHUR CSWY BRIDG						2015 - 2016	2016 - 2017	2017 - 2018	2018 - 2019	2019 - 2020
				RAILROAD & UTILITIES		LF	0	13,600	0	0	0	
				RIGHT OF WAY		DDR	300	0	0	0	0	
				RAILROAD & UTILITIES		DI	600	2,200	0	0	0	
				PRELIMINARY ENGINEERING		DIH	50	50	0	0	0	
				PRELIMINARY ENGINEERING		DI	3,123	0	0	0	0	
				DESIGN BUILD		STED	0	0	690	100,000	0	
				DESIGN BUILD		DI	0	185,666	121,529	18,470	0	
				DESIGN BUILD		DDR	0	0	0	340	0	
				DESIGN BUILD		ACNP	0	60,000	111,178	0	0	
				RIGHT OF WAY		GMR	900	0	0	0	0	

MIAMI-DADE METROPOLITAN PLANNING ORGANIZATION
TRANSPORTATION IMPROVEMENT PROGRAM
REGIONALLY SIGNIFICANT TRANSPORTATION IMPROVEMENTS

Regional Facility Type: **Freeway**


MPO Project Num.	Facility/Project Name		Length (miles)	Type of Work	Project Cost (\$000s)	Prior Years Cost (\$000s)	
Agency Project Num.	From/Location	To/Location					
Detailed Project Description							

DT4231261	SR 836/I-95 INTERCHANGE RAMPS	1.953	INTERCHANGE IMPROVEMENT	125,037	0	Activity /Phase	Funding Source	Proposed Funding (in \$000s)				
4231261	FROM NW 17 AVE	TO I-95 (MDX)						2015 - 2016	2016 - 2017	2017 - 2018	2018 - 2019	2019 - 2020
				CONSTRUCTION		DIH	0	0	0	0	987	
				CONSTRUCTION		LF	0	0	0	0	119,412	
				RIGHT OF WAY		DIH	0	87	0	0	0	
				RIGHT OF WAY		LF	0	2,579	1,000	972	0	

DT4231262	SR 9A/I-95 SOUTHBOUND RAMP	.227	INTERCHANGE IMPROVEMENT	67,598	0	Activity /Phase	Funding Source	Proposed Funding (in \$000s)				
4231262	TO WESTBOUND SR 836							2015 - 2016	2016 - 2017	2017 - 2018	2018 - 2019	2019 - 2020
				RIGHT OF WAY		ACNP	0	160	1,000	972	0	
				RIGHT OF WAY		DIH	0	87	0	0	0	
				CONSTRUCTION		ACNP	0	0	0	0	987	
				CONSTRUCTION		STED	0	0	0	0	46,013	
				RIGHT OF WAY		BNIR	0	2,419	0	0	0	
				CONSTRUCTION		DI	0	0	0	0	15,960	

MIAMI-DADE METROPOLITAN PLANNING ORGANIZATION
TRANSPORTATION IMPROVEMENT PROGRAM
REGIONALLY SIGNIFICANT TRANSPORTATION IMPROVEMENTS

Regional Facility Type: **Freeway**

MPO Project Num.	Facility/Project Name	Length (miles)	Type of Work	Project Cost (\$000s)	Prior Years Cost (\$000s)	
Agency Project Num.	From/Location	To/Location				
Detailed Project Description						

DT4326871	SR 826 and I-75	16.169	ADD SPECIAL USE LANE	297,144	269,085	Activity /Phase	Funding Source	Proposed Funding (in \$000s)				
4326871	FROM FLAGLER ST TO NW 154 S & I-75 FROM SR 826 TO NW 170							2015 - 2016	2016 - 2017	2017 - 2018	2018 - 2019	2019 - 2020


DESIGN BUILD	STED	10,756	0	0	0	0
CONTRACT INCENTIVES	DS	0	3,862	0	0	0
CONTRACT INCENTIVES	GMR	0	2,500	0	0	0
CONTRACT INCENTIVES	STED	0	3,888	0	0	0
DESIGN BUILD	DIH	544	486	572	0	0
DESIGN BUILD	GMR	3,190	0	0	0	0
DESIGN BUILD	DSBD	925	0	0	0	0
DESIGN BUILD	DDR	163	590	583	0	0

TA2516846	GOLDEN GLADES MULTI- MODAL TERMINAL	.000	INTERMODAL HUB CAPACITY	50,320	1,654	Activity /Phase	Funding Source	Proposed Funding (in \$000s)				
2516846								2015 - 2016	2016 - 2017	2017 - 2018	2018 - 2019	2019 - 2020

PRELIMINARY ENGINEERING	SU	0	500	0	0	0
DESIGN BUILD	TRIP	0	16,540	2,607	0	0
DESIGN BUILD	SU	0	25,917	2,702	0	0
CONTRACT INCENTIVES	TRIP	0	0	0	0	200
CONTRACT INCENTIVES	SU	0	0	0	0	200

MIAMI-DADE METROPOLITAN PLANNING ORGANIZATION
TRANSPORTATION IMPROVEMENT PROGRAM
REGIONALLY SIGNIFICANT TRANSPORTATION IMPROVEMENTS

Regional Facility Type: **Freeway**

MPO Project Num.	Facility/Project Name	Length (miles)	Type of Work	Project Cost (\$000s)	Prior Years Cost (\$000s)	
Agency Project Num.	From/Location	To/Location				
	Detailed Project Description					


TP4354621	CONSTRUCTION OF RAMPS		.200	INTERCHANGE RAMP (NEW)	18,123	799	Activity /Phase	Funding Source	Proposed Funding (in \$000s)				
4354621	FROM CAMPBELL DR	TO NB HEFT(TPK SR821) (MP2)	Provide new one-lane northbound on-ramp at the Turnpike/SR 821, Construction of an exclusive right-turn to provide direct access from Campbell Drive to the Turnpike.										
					DESIGN BUILD				PKYI	17,324	0	0	0

TP4355421	WIDEN HEFT	6.165	ADD LANES & RECONSTRUCT	111,924	13	Activity /Phase	Funding Source	Proposed Funding (in \$000s)				
4355421	FROM NW 106TH ST (MP 34) TO I-75 (MP 39)							2015 - 2016	2016 - 2017	2017 - 2018	2018 - 2019	2019 - 2020
	Widening of the Turnpike from NW 106th to I-75 from 6 to 10 lanes. Includes 2 new express lanes in each direction											
				DESIGN BUILD		PKYI	0	0	108,292	2,100	0	
				PRELIMINARY ENGINEERING		PKYI	750	0	575	0	0	

TP4355431	Widening from SR 836 to NW 106th St	6.025	Widening	230,364		Activity /Phase	Funding Source	Proposed Funding (in \$000s)				
4355431	SR 836 (MP 26)	NW 106th Street (MP 34)						2015 - 2016	2016 - 2017	2017 - 2018	2018 - 2019	2019 - 2020
	Widening from six to ten travel lanes from SR 836 to NW 106th St. Includes construction of two new express lanes in each direction.											
				PE			0	0	1,106	0	0	
				ENV			0	100	0	0	0	
				DSB			0	0	223,798	0	5,360	

MIAMI-DADE METROPOLITAN PLANNING ORGANIZATION
TRANSPORTATION IMPROVEMENT PROGRAM
REGIONALLY SIGNIFICANT TRANSPORTATION IMPROVEMENTS


Regional Facility Type: **Freeway**

MPO Project Num.	Facility/Project Name		Length (miles)	Type of Work	Project Cost (\$000s)	Prior Years Cost (\$000s)	
Agency Project Num.	From/Location	To/Location					
	Detailed Project Description						

TP4370531	GLADES INTERCHANGE IMPROVEMENTS (MAINLINE SPI)	.500	INTERCHANGE IMPROVEMENT	68,461	10	Activity /Phase	Funding Source	Proposed Funding (in \$000s)				
4370531								2015 - 2016	2016 - 2017	2017 - 2018	2018 - 2019	2019 - 2020
	Implements operational improvments at the Golden Glades Interchange for the movement from the Turnpike Mainline/SR 91 southbound to I-95 southbound											
			DESIGN BUILD			PKBD	0	0	0	42,218	0	
			PRELIMINARY ENGINEERING			PKYI	0	10	0	0	0	
			RIGHT OF WAY			PKYI	14	15,248	10,000	0	0	

MIAMI-DADE METROPOLITAN PLANNING ORGANIZATION
TRANSPORTATION IMPROVEMENT PROGRAM
REGIONALLY SIGNIFICANT TRANSPORTATION IMPROVEMENTS


Regional Facility Type: **Intermodal**

MPO Project Num.	Facility/Project Name		Length (miles)	Type of Work	Project Cost (\$000s)	Prior Years Cost (\$000s)	
Agency Project Num.	From/Location	To/Location					
	Detailed Project Description						

DT2511563	PORT OF MIAMI TUNNEL	.496	NEW ROAD CONSTRUCTION	2,612,962	760,578	Activity /Phase	Funding Source	Proposed Funding (in \$000s)				
2511563	FROM PORT OF MIAMI TO SR 836/I-395		Project is a Public/Private Partnership Concessionaire Model Funded; 50% State and 50% non-state funds. Port of Miami Tunnel Concessionaire may be eligible to apply for credit assistance under the provisions of theTransportation Infrastructure Finance and Innovation Act of 1998 (TIFIA). Following is a breakdown of Non-State Funds for the project:	2015 - 2016	2016 - 2017			2017 - 2018	2018 - 2019	2019 - 2020		
				PRELIMINARY ENGINEERING	GMR	125	0	125	125	125		
				OPERATIONS	DI	16,071	16,723	17,050	19,107	19,507		
				DESIGN BUILD	GMR	21,687	22,168	23,008	22,152	22,990		
				DESIGN BUILD	LF	2,531	2,607	2,686	2,766	2,849		
				PRELIMINARY ENGINEERING	DIS	0	125	0	0	0		

MIAMI-DADE METROPOLITAN PLANNING ORGANIZATION
TRANSPORTATION IMPROVEMENT PROGRAM
REGIONALLY SIGNIFICANT TRANSPORTATION IMPROVEMENTS

Regional Facility Type: **Road**


MPO Project Num.	Facility/Project Name	Length (miles)	Type of Work	Project Cost (\$000s)	Prior Years Cost (\$000s)	
Agency Project Num.	From/Location	To/Location				
Detailed Project Description						

DT2496147	SR 997/KROME AVENUE	3.544	ADD LANES & RECONSTRUCT	56,611	4,239	Activity /Phase	Funding Source	Proposed Funding (in \$000s)				
2496147	FROM S. OF SW 136TH ST.	TO S. OF SR 94/KENDALL DR.						2015 - 2016	2016 - 2017	2017 - 2018	2018 - 2019	2019 - 2020
				RIGHT OF WAY		BNIR	1,400	0	0	0	0	
				CONSTRUCTION		ACNP	47,880	0	0	0	0	
				CONSTRUCTION		DI	154	0	0	0	0	
				CONSTRUCTION		SN	1,038	0	0	0	0	
				CONTRACT INCENTIVES		SA	0	0	0	1,000	0	
				RAILROAD & UTILITIES		ACNP	800	0	0	0	0	
				ENVIRONMENTAL		ACNP	100	0	0	0	0	

DT2496155	SR 997/KROME AVENUE	3.097	ADD LANES & RECONSTRUCT	28,749	280	Activity /Phase	Funding Source	Proposed Funding (in \$000s)				
2496155	FROM MP 10.935	TO 14.032/SOUTH OF OKEECH						2015 - 2016	2016 - 2017	2017 - 2018	2018 - 2019	2019 - 2020
				CONSTRUCTION			ACNP	27,349	0	0	0	0
				CONTRACT INCENTIVES			DI	0	0	0	1,120	0

MIAMI-DADE METROPOLITAN PLANNING ORGANIZATION
TRANSPORTATION IMPROVEMENT PROGRAM
REGIONALLY SIGNIFICANT TRANSPORTATION IMPROVEMENTS

Regional Facility Type: **Road**


MPO Project Num.	Facility/Project Name	Length (miles)	Type of Work	Project Cost (\$000s)	Prior Years Cost (\$000s)	
Agency Project Num.	From/Location	To/Location				
Detailed Project Description						

DT4055756	SW 312 ST/CAMPBELL DR	.753	FLEXIBLE PAVEMENT RECONSTRUCTION	38,332	0	Activity /Phase	Funding Source	Proposed Funding (in \$000s)				
4055756	FROM SR 997/KROME AVE	TO SR 5/US 1 (TRUCKBYPASS)						2015 - 2016	2016 - 2017	2017 - 2018	2018 - 2019	2019 - 2020
				PRELIMINARY ENGINEERING		ACNP	1,300	0	0	0	0	
				CONSTRUCTION		SU	0	0	0	14,228	1,814	
				RIGHT OF WAY		SA	0	7,100	3,882	5,305	0	
				RIGHT OF WAY		ACNP	0	4,602	0	0	0	
				RAILROAD & UTILITIES		ACNP	0	21	0	0	0	
				PRELIMINARY ENGINEERING		SA	80	0	0	0	0	

DT4056154	R 25/OKEECHOBEE ROAD AND SR 932/NW 103 STREET	.560	ADD TURN LANES(S)	5,784	55	Activity /Phase	Funding Source	Proposed Funding (in \$000s)				
4056154	AT NW 87 AVENUE							2015 - 2016	2016 - 2017	2017 - 2018	2018 - 2019	2019 - 2020
	Okeechobee Rd as is, is off system and needs to use state funds.											
				CONSTRUCTION		DS	26	214	0	0	0	
				CONSTRUCTION		ACSU	1,051	0	0	0	0	
				CONSTRUCTION		SA	2,120	0	0	0	0	
				CONSTRUCTION		SU	1,839	428	0	0	0	
				CONSTRUCTION		DIH	51	0	0	0	0	

MIAMI-DADE METROPOLITAN PLANNING ORGANIZATION
TRANSPORTATION IMPROVEMENT PROGRAM
REGIONALLY SIGNIFICANT TRANSPORTATION IMPROVEMENTS


Regional Facility Type: **Road**

MPO Project Num.	Facility/Project Name		Length (miles)	Type of Work	Project Cost (\$000s)	Prior Years Cost (\$000s)	
Agency Project Num.	From/Location	To/Location					
Detailed Project Description							

DT4273691	SR 997/KROME AVENUE	3.852	ADD LANES & RECONSTRUCT	92,359	3,050	Activity /Phase	Funding Source	Proposed Funding (in \$000s)				
4273691	FROM SW 296 STREET	TO S OF SW 232 STREET						2015 - 2016	2016 - 2017	2017 - 2018	2018 - 2019	2019 - 2020
				CONSTRUCTION		DDR	0	0	0	2,655	0	
				RIGHT OF WAY		DS	0	5,301	550	250	0	
				RIGHT OF WAY		DIH	0	760	500	500	0	
				RIGHT OF WAY		DDR	0	15,353	14,100	11,100	0	
				PRELIMINARY ENGINEERING		DDR	100	0	0	0	0	
				CONSTRUCTION		ACNP	0	0	0	37,581	0	
				RAILROAD & UTILITIES		DDR	0	559	0	0	0	

MIAMI-DADE METROPOLITAN PLANNING ORGANIZATION
TRANSPORTATION IMPROVEMENT PROGRAM
REGIONALLY SIGNIFICANT TRANSPORTATION IMPROVEMENTS


Regional Facility Type: **Road**

MPO Project Num.	Facility/Project Name		Length (miles)	Type of Work	Project Cost (\$000s)	Prior Years Cost (\$000s)	
Agency Project Num.	From/Location	To/Location					
Detailed Project Description							

DT4273692	SR 997/KROME AVENUE	3.017	ADD LANES & RECONSTRUCT	64,759	2,293	Activity /Phase	Funding Source	Proposed Funding (in \$000s)				
4273692	FROM SW 232 STREET	TO S OF SW 184TH ST/EUREKA						2015 - 2016	2016 - 2017	2017 - 2018	2018 - 2019	2019 - 2020
				CONSTRUCTION		ACNP	0	0	26,215	2,855	0	
				RAILROAD & UTILITIES		DS	412	0	0	0	0	
				RIGHT OF WAY		BNIR	7,782	0	0	0	0	
				RIGHT OF WAY		DDR	83	0	0	0	0	
				RIGHT OF WAY		DIH	200	400	200	0	0	
				RIGHT OF WAY		ACNP	0	15,300	5,200	0	0	
				RIGHT OF WAY		DS	1,718	200	200	0	0	
				RAILROAD & UTILITIES		ACNP	0	0	800	0	0	
				CONSTRUCTION		DI	0	0	0	221	0	
				CONTRACT INCENTIVES		ACNP	0	0	0	0	680	

MIAMI-DADE METROPOLITAN PLANNING ORGANIZATION
TRANSPORTATION IMPROVEMENT PROGRAM
REGIONALLY SIGNIFICANT TRANSPORTATION IMPROVEMENTS

Regional Facility Type: **Road**

MPO Project Num.	Facility/Project Name	Length (miles)	Type of Work	Project Cost (\$000s)	Prior Years Cost (\$000s)	
Agency Project Num.	From/Location	To/Location				
	Detailed Project Description					


DT4273693	SR 997/KROME AVENUE	3.336	ADD LANES & RECONSTRUCT	43,603	1,875	Activity /Phase	Funding Source	Proposed Funding (in \$000s)				
4273693	FROM SW 184 STREET	TO SOUTH OF SW 136 STREET						2015 - 2016	2016 - 2017	2017 - 2018	2018 - 2019	2019 - 2020
				RIGHT OF WAY		DI	20	0	0	0	0	
				RIGHT OF WAY		DIH	200	200	200	0	0	
				RIGHT OF WAY		DS	2,335	510	2,400	0	0	
				RIGHT OF WAY		BNIR	789	0	0	0	0	
				CONSTRUCTION		ACNP	0	0	21,879	2,633	0	
				CONSTRUCTION		DDR	0	0	0	166	0	
				CONSTRUCTION		DI	0	0	2,291	0	0	
				CONTRACT INCENTIVES		ACNP	0	0	0	0	680	
				RAILROAD & UTILITIES		DS	425	0	0	0	0	
				RIGHT OF WAY		ACNP	0	7,000	0	0	0	

TOTAL COST - ALL PROJECTS

Yearly Totals	Proposed Funding (in \$000s)				
	2015 - 2016	2016 - 2017	2017 - 2018	2018 - 2019	2019 - 2020
	203,305	482,560	706,918	288,836	237,764
5 Year TIP Total				1,919,383	

THIS PAGE INTENTIONALLY LEFT BLANK


TRANSPORTATION IMPROVEMENT PROGRAM (TIP)



PART THREE: UNFUNDED PRIORITY NEEDS



TRANSPORTATION IMPROVEMENT PROGRAM (TIP)




PART THREE: UNFUNDED PRIORITY NEEDS

Unfunded 5-Year Project Listing



TRANSPORTATION IMPROVEMENT PROGRAM (TIP)




PART THREE: UNFUNDED PRIORITY NEEDS

Unfunded 5-Year Totals



TRANSPORTATION IMPROVEMENT PROGRAM (TIP)



Index



INDEX - 2016 TIP

MPO Proj. No.	FACILITY	From / Location	To / Location	TYPE OF WORK	RESPONSIBLE AGENCY	Page #
TR0000020				GPS Tracking System and Passenger Information Sy	So. Florida Regional Transpor	A12-3
MU000055	41 St	Alton Rd	Collins Ave	Corridor Improvements	City of Miami Beach	A16-1
DT4346051	91 ST/SURFSIDE ST INDIAN CREEK BRIDGE BR			PD&E/EMO STUDY	Florida Department of Transp	A1-634
PW000114	ADA Hotline Projects				MD Public Works and Waste	A4-7
PW000330	Advanced Traffic Mngmnt. System (A.T.M.S.)			ATMS to provide improved traffic flow	MD Public Works and Waste	A7-16
PW000750	Alhambra Plaza and Galiano Street			Traffic signal improvements	MD Public Works and Waste	A16-10
PW000337	Arterial Roadway Improvements			Resurfacing, sidewalks and drainage on arterial roads	MD Public Works and Waste	A7-17
DT4300291	ATLANTIC ISLE	AT WEST OF SR A1A (BRIDGE# 8742		BRIDGE-REPAIR/REHABILITATION	Florida Department of Transp	A1-533
PW000796	ATMS			ATMS	MD Public Works and Waste	A5-105
PW000800	ATMS			ATMS	MD Public Works and Waste	A5-98
PW000802	ATMS			ATMS	MD Public Works and Waste	A5-91
PW000805	ATMS			ATMS	MD Public Works and Waste	A5-84
PW000821	ATMS			ATMS	MD Public Works and Waste	A5-46
PW000844	ATMS			ATMS	MD Public Works and Waste	A5-75
PW000864	ATMS			ATMS	MD Public Works and Waste	A5-19
PW000872	ATMS			ATMS	MD Public Works and Waste	A5-32
APK001J	Aviation Planning Study PDE		Perimeter Road	Environmental Study	Miami-Dade Aviation Departm	A9-1
PW000017	Beautification Improvements				MD Public Works and Waste	A4-1
PW1000026	Biscayne Boulevard	Intersection		New Construction: 2 bus bays	MD Public Works and Waste	A16-9
DT2512654	BISCAYNE S DADE(C&D)	FROM BLACK POINT PARK	TO SW 138 ST & SW 137	BIKE PATH/TRAIL	Florida Department of Transp	A1-285
DT2512657	BISCAYNE TRAIL SEG D	FROM SW 328 ST/SW 137 AVE	TO HOMESTEAD BAYFRO	BIKE PATH/TRAIL	Miami-Dade County Public W	A1-286
DT2512652	BISCAYNE TRAIL/SW 87 AVE	FROM OLD CUTLER RD	TO BLACK POINT PARK &	BIKE PATH/TRAIL	Florida Department of Transp	A1-283
DT2512653	BLACK CREEK TRAIL(A)	FROM BLACK POINT PARK	TO MARY/PENNY THOMP	BIKE PATH/TRAIL	Florida Department of Transp	A1-284
PW000015	Bridge Repair and Painting				MD Public Works and Waste	A4-1
TA7	Bus Replacement				Miami-Dade Transit Agency	A11-18
TA0000006	Capitalization of Preventive Maintenance			Capital Maintenance	Miami-Dade Transit Agency	A11-1
PW000111	Capitalization of Traffic Signals & Signs Crew				MD Public Works and Waste	A16-10
SP646300	Cargo Bulkheads Rehabilitation	Dante B. Fascell PORTMIAMI	South Channel	Cargo Bulkhead Rehabilitation	Miami-Dade Seaport Departm	A10-6
SP644010	Cargo Gateway Security Systems	Dante B. Fascell PORTMIAMI	Various Locations	Cargo Gate Modifications	Miami-Dade Seaport Departm	A10-4
PW000442	Caribbean Boulevard	Coral Sea Road	SW 87 Avenue	Widening: 2 to 3 lanes	MD Public Works and Waste	A7-8
DT4366251	CITY OF AVENTURA - COUNTRY CLUB DRIVE P			PEDESTRIAN SAFETY IMPROVEMENT	Florida Department of Transp	A1-719
TA4366651	CITY OF CORAL GABLES - MACFARLANE HOME			OPERATING FOR FIXED ROUTE	Miami-Dade Transit Agency	A1-128
TA4366641	CITY OF CORAL GABLES - TROLLY UPDATES			PURCHASE VEHICLES / EQUIPMENT	Miami-Dade Transit Agency	A1-127
DT4367361	CITY OF HIALEAH - WEST 4TH AVE SIDEWALK			BIKE LANE/SIDEWALK	Florida Department of Transp	A1-720
DT4276045	CITY OF HIALEAH/W 28 AVENUE	FROM WEST 52 ST.	TO WEST 80 ST.	SIDEWALK	Florida Department of Transp	A1-463

INDEX - 2016 TIP

MPO Proj. No.	FACILITY	From / Location	To / Location	TYPE OF WORK	RESPONSIBLE AGENCY	Page #
DT4357542	CITY OF MEDLEY FREIGHT PLAN			PTO STUDIES	Florida Department of Transp	A1-783
DT4366091	CITY OF MIAMI - METROMOVER STATION ACCE			SIDEWALK	Florida Department of Transp	A1-715
TA4366951	CITY OF MIAMI - TROLLY TRANSIT CORRIDOR			PURCHASE VEHICLES / EQUIPMENT	Miami-Dade Transit Agency	A1-129
DT4355071	CITY OF MIAMI ALONG NW 17 ST	FROM NW 7 AVE	TO NW 9 AVE	BIKE PATH/TRAIL	Florida Department of Transp	A1-669
DT2512714	CITY OF MIAMI BEACH	FROM 23 STREET	TO 64TH STREET	BIKE PATH/TRAIL	Florida Department of Transp	A1-755
TA4366591	CITY OF MIAMI BEACH - NORTH BEACH TROLL			OPERATING FOR FIXED ROUTE	Miami-Dade Transit Agency	A1-123
DT4367481	CITY OF MIAMI BEACH - PEDESTRIAN AND BIC			BIKE PATH/TRAIL	Florida Department of Transp	A1-721
DT4355051	CITY OF MIAMI GARDENS NW 191 ST/BETTY FE			BIKE PATH/TRAIL	Florida Department of Transp	A1-667
DT4209143	CITY OF MIAMI GARDENS RECREATIONAL SAF			BIKE PATH/TRAIL	Florida Department of Transp	A1-765
DT4209142	CITY OF MIAMI GARDNS PEDESTRIAN SAFETY			PEDESTRIAN SAFETY IMPROVEMENT	Florida Department of Transp	A1-403
DT4209141	CITY OF MIAMI GARDNS SCHOOL SAFETY ENH			PEDESTRIAN SAFETY IMPROVEMENT	Florida Department of Transp	A1-402
AP4227421	CITY OF MIAMI HELIPORT AT WATSON ISLAND			AVIATION CAPACITY PROJECT	Miami-Dade Aviation Departm	A1-3
DT4355081	CITY OF MIAMI MIAMI WOMAN'S CLUB BAYWAL			BIKE PATH/TRAIL	Florida Department of Transp	A1-670
DT4366071	CITY OF MIAMI SPRINGS - RETROFITTING SIDE			PEDESTRIAN SAFETY IMPROVEMENT	Florida Department of Transp	A1-714
DT4147662	CITY OF MIAMI SPRINGS AT CURTISS MANSION			BIKE LANE/SIDEWALK	Florida Department of Transp	A1-762
DT4346851	CITY OF MIAMI SPRNGS WESTWARD AVE	FROM LUDLAM DRIVE	TO FLAMINGO CIRCLE	BIKE PATH/TRAIL	Florida Department of Transp	A1-637
PW000644	Cocoplum Circle			Intersection improvement	MD Public Works and Waste	A5-88
XA20001	Connect 4 Express	SR 836	SR 924	New Expressway Connecting SR 836, SR 112 and S	Miami-Dade Expressway Auth	A3-2
TP4354621	CONSTRUCTION OF RAMPS	FROM CAMPBELL DR	TO NB HEFT(TPK SR821)	INTERCHANGE RAMP (NEW)	Turnpike Enterprise	A2-15
SP644520	Container Yard Improvements Seaboard	Dante B. Fascell PORTMIAMI	Seaboard	Container Yard Improvements	Miami-Dade Seaport Departm	A10-5
PW000525	Coral Way and Anderson Road			Roundabout	MD Public Works and Waste	A5-89
DT4258651	COUNTYWIDE DRAINAGE PUSHBUTTON PROJ			DRAINAGE IMPROVEMENTS	Florida Department of Transp	A1-769
SP641770	Cruise Terminal B and C	Dante B. Fascell PORTMIAMI	CT B and C	Cruise Terminal B & C for new service	Miami-Dade Seaport Departm	A10-2
SP645020	Cruise Terminal F and G Upgrades	Dante B. Fascell PORTMIAMI	CT F and G	Cruise Terminal F and G Upgrades	Miami-Dade Seaport Departm	A10-5
SP6410510	Cruise Terminal H	Dante B. Fascell PORTMIAMI	PORTMIAMI	Terminal H Rehabilitation	Miami-Dade Seaport Departm	A10-1
SP642930	Cruise Terminal J Improvements	Dante B. Fascell PORTMIAMI	CT J	Cruise Terminal J Improvements	Miami-Dade Seaport Departm	A10-4
DT4147661	CURTIS MANSION RESTORATION & TRAILHEA			BUILDING REPAIR/REHABILITATION	Florida Department of Transp	A1-364
DT2506353	D/W CULTURAL RESOURCE ASSESSMENT CO			ENVIRONMENTAL TEST/MITIGATE	Florida Department of Transp	A1-236
DT2506352	D/W CULTURAL RESOURCE MANAGEMENT PL			ENVIRONMENTAL TEST/MITIGATE	Florida Department of Transp	A1-235
DT2507472	D/W DESIGN OFFICE ENGINEERING SUPPORT			PRELIMINARY ENGINEERING	Florida Department of Transp	A1-749
DT2506932	D/W ENVIRONMENTAL DATA & REPORT CONS			RESEARCH	Florida Department of Transp	A1-259
DT2507411	D/W IN HOUSE CONSULTANT MANAGEMENT S			PRELIMINARY ENGINEERING	Florida Department of Transp	A1-271
DT2507431	D/W IN HOUSE ROADWAY DESIGN SUPPORT			PRELIMINARY ENGINEERING	Florida Department of Transp	A1-272
TR2544391	D/W INTERMODAL/RAIL ADMINISTRATION			PUBLIC TRANS IN-HOUSE SUPPORT	So. Florida Regional Transpor	A12-5
TR2544411	D/W INTERMODAL/RAIL GRANTS MANAGEMEN			PUBLIC TRANS IN-HOUSE SUPPORT	So. Florida Regional Transpor	A12-5

INDEX - 2016 TIP

MPO Proj. No.	FACILITY	From / Location	To / Location	TYPE OF WORK	RESPONSIBLE AGENCY	Page #
DT2507902	D/W LAP CONSULTANT-LAP PROJECTS			PRELIMINARY ENGINEERING	Florida Department of Transp	A1-276
DT2507901	D/W LAP ENHANCEMENT CONSULTANT			PRELIMINARY ENGINEERING	Florida Department of Transp	A1-275
DT4188281	D/W MOVABLE BR. A.M. ASSET MANAGEMENT			BRIDGE-ROUTINE MAINTENANCE	Florida Department of Transp	A1-400
DT2506224	D/W PD&E CONSULTANT SUPPORT			PD&E/EMO STUDY	Florida Department of Transp	A1-226
DT2506225	D/W PD&E CONSULTANT SUPPORT			PD&E/EMO STUDY	Florida Department of Transp	A1-227
DT4278491	D/W PROPERTY MGMT. ASBESTOS CONSULT			RIGHT OF WAY ACTIVITIES	Florida Department of Transp	A1-467
DT2506211	D/W PROPERTY MGT. BY DIST. R/W ADMIN.			RIGHT OF WAY ACTIVITIES	Florida Department of Transp	A1-224
DT2506212	D/W PROPERTY MGT. BY DIST. R/W ADMIN.			RIGHT OF WAY ACTIVITIES	Florida Department of Transp	A1-745
DT4064861	D/W RIGHT-OF-WAY DONATIONS AND DEDICAT			RIGHT OF WAY ACTIVITIES	Florida Department of Transp	A1-321
DT2507242	D/W STRUCTURAL PROJECTS MINOR DESIGN			PRELIMINARY ENGINEERING	Florida Department of Transp	A1-269
DT2506292	D/W TRAFFIC OPS DESIGN CONSULTANT			TRAFFIC OPS IMPROVEMENT	Florida Department of Transp	A1-229
DT2506293	D/W TRAFFIC OPS DESIGN CONSULTANT			TRAFFIC OPS IMPROVEMENT	Florida Department of Transp	A1-230
DT2506294	D/W TRAFFIC OPS DESIGN CONSULTANT			TRAFFIC OPS IMPROVEMENT	Florida Department of Transp	A1-231
APK026A	Dade Collier Training and Transition Airport	Dade-Collier Traning and Transition Air		Runways: Rehabilitate Runway	Miami-Dade Aviation Departm	A9-17
APG046A	Dade Collier Training Transition Airport	Dade-Collier Training and Transition		Other: install miscellaneous NAVAIDS/Approach Aids	Miami-Dade Aviation Departm	A9-17
AP4258721	DADE-COLLIER AIRPORT RELOCK ILS WITH M			AVIATION CAPACITY PROJECT	Miami-Dade Aviation Departm	A1-7
AP4277541	DADE-COLLIER AIRPORT RESTRIPIING OF PAV			AVIATION PRESERVATION PROJECT	Miami-Dade Aviation Departm	A1-9
PW0000179	De Soto Fountain			Roundabout @ intersection of Granada Blvd, De Soto	MD Public Works and Waste	A5-89
AP2539181	DISTRCTWIDE AVIATION ADMINISTRATION			PUBLIC TRANS IN-HOUSE SUPPORT	Miami-Dade Aviation Departm	A1-2
AP2543871	DISTRCTWIDE AVIATION GRANT MANAGEMEN			PUBLIC TRANS IN-HOUSE SUPPORT	Miami-Dade Aviation Departm	A1-2
DT4352011	DISTRICT 6 DISTRTWIDE TRAFFIC SIGNAL SYS			TRAFFIC CONTROL DEVICES/SYSTEM	Florida Department of Transp	A16-3
DT4357543	DISTRICT 6 FREIGHT IMPLEMENTATION PLAN			PTO STUDIES	Florida Department of Transp	A1-784
DT4180641	DISTRICTWIDE (ADA) COMPLIANCE CONSULTA			SIDEWALK	Florida Department of Transp	A1-390
DT4295362	DISTRICTWIDE (ADA) PUSHBUTTON CONSTRU			PEDESTRIAN SAFETY IMPROVEMENT	Florida Department of Transp	A1-527
DT4295363	DISTRICTWIDE (ADA) PUSHBUTTON CONSTRU			PEDESTRIAN SAFETY IMPROVEMENT	Florida Department of Transp	A1-528
DT4295364	DISTRICTWIDE (ADA) PUSHBUTTON CONSTRU			PEDESTRIAN SAFETY IMPROVEMENT	Florida Department of Transp	A1-529
DT2506081	DISTRICTWIDE AERIAL PHOTOGRAPHY			PRELIMINARY ENGINEERING	Florida Department of Transp	A1-220
DT2506082	DISTRICTWIDE AERIAL PHOTOGRAPHY			PRELIMINARY ENGINEERING	Florida Department of Transp	A1-221
DT4102652	DISTRICTWIDE ASBESTOS & LEAD ABATEMEN			INSPECT CONSTRUCTION PROJS.	Florida Department of Transp	A1-331
DT2506541	DISTRICTWIDE COMMUNITY SAFETY			SAFETY PROJECT	Florida Department of Transp	A1-244
DT2506762	DISTRICTWIDE CONSTR ENGINEERING INSPE			SPECIAL SURVEYS	Florida Department of Transp	A1-253
DT2506761	DISTRICTWIDE CONSTR. ENGINEERING INSPE			SPECIAL SURVEYS	Florida Department of Transp	A1-253
DT2506333	DISTRICTWIDE CONSTRUCTABILITY REVIEW &			PRELIMINARY ENGINEERING	Florida Department of Transp	A1-233
DT2506334	DISTRICTWIDE CONSTRUCTABILITY REVIEW &			PRELIMINARY ENGINEERING	Florida Department of Transp	A1-233
DT2506331	DISTRICTWIDE CONSTRUCTABILITY REVIEW C			PRELIMINARY ENGINEERING	Florida Department of Transp	A1-232

INDEX - 2016 TIP

MPO Proj. No.	FACILITY	From / Location	To / Location	TYPE OF WORK	RESPONSIBLE AGENCY	Page #
DT2506332	DISTRICTWIDE CONSTRUCTABILITY REVIEW C			PRELIMINARY ENGINEERING	Florida Department of Transp	A1-232
DT2506763	DISTRICTWIDE CONSTRUCTION ENGINEERING			SPECIAL SURVEYS	Florida Department of Transp	A1-254
DT2499432	DISTRICTWIDE CONTAMINATION ASSESSMEN			ENVIRONMENTAL TEST/MITIGATE	Florida Department of Transp	A1-739
DT4116593	DISTRICTWIDE CONTRACTS SUPPORT SERVIC			PRELIMINARY ENGINEERING	Florida Department of Transp	A1-758
DT2506351	DISTRICTWIDE CULTURAL RESOURCE ASSES			ENVIRONMENTAL TEST/MITIGATE	Florida Department of Transp	A1-234
DT4114332	DISTRICTWIDE DRAINAGE DESIGN AND PLAN			PRELIMINARY ENGINEERING	Florida Department of Transp	A1-337
DT4114331	DISTRICTWIDE DRAINAGE DESIGN AND PLANS			PRELIMINARY ENGINEERING	Florida Department of Transp	A1-336
DT2507471	DISTRICTWIDE ENGINEERING SUPPORT SERVI			PRELIMINARY ENGINEERING	Florida Department of Transp	A1-273
DT2506801	DISTRICTWIDE ENVIRONMENTAL COMPLIANC			ENVIRONMENTAL PERMITS ACQ	Florida Department of Transp	A1-254
DT2506802	DISTRICTWIDE ENVIRONMENTAL COMPLIANC			ENVIRONMENTAL PERMITS ACQ	Florida Department of Transp	A1-255
DT2506931	DISTRICTWIDE ENVIRONMENTAL DATA & REP			RESEARCH	Florida Department of Transp	A1-258
DT2506493	DISTRICTWIDE ENVIRONMENTAL PERMITS			ENVIRONMENTAL PERMITS ACQ	Florida Department of Transp	A1-746
DT4164871	DISTRICTWIDE ETDM CONSULTANT			PD&E/EMO STUDY	Florida Department of Transp	A1-379
DT4324511	DISTRICTWIDE FLPO STUDIES CONSULTANT S			PTO STUDIES	Florida Department of Transp	A1-804
DT4324512	DISTRICTWIDE FREIGHT LOGISTICS & PASSEN			PTO STUDIES	Florida Department of Transp	A1-805
DT4330561	DISTRICTWIDE FREIGHT LOGISTICS & PAX CO			PTO STUDIES	Florida Department of Transp	A1-805
DT4330562	DISTRICTWIDE FREIGHT LOGISTICS & PAX CO			PTO STUDIES	Florida Department of Transp	A1-806
DT4351401	DISTRICTWIDE FREIGHT LOGISTICS & PAX CO			PTO STUDIES	Florida Department of Transp	A1-809
DT4116591	DISTRICTWIDE GENERAL CONSULTANT #1 FO			PRELIMINARY ENGINEERING	Florida Department of Transp	A1-338
DT4116592	DISTRICTWIDE GENERAL CONSULTANT #2 FO			URBAN CORRIDOR IMPROVEMENTS	Florida Department of Transp	A1-339
DT4251442	DISTRICTWIDE GENERAL CONSULTANT ENGIN			PRELIMINARY ENGINEERING	Florida Department of Transp	A1-766
DT4251443	DISTRICTWIDE GENERAL CONSULTANT ENGIN			PRELIMINARY ENGINEERING	Florida Department of Transp	A1-767
DT4251441	DISTRICTWIDE GENERAL CONSULTANT FOR P			PRELIMINARY ENGINEERING	Florida Department of Transp	A1-430
DT4116595	DISTRICTWIDE GENERAL ENGINEERING CONS			PRELIMINARY ENGINEERING	Florida Department of Transp	A1-758
DT4073471	DISTRICTWIDE INTERGOVERNMENTAL AFFAIR			TRANSPORTATION PLANNING	Florida Department of Transp	A1-324
DT4210533	DISTRICTWIDE INTERMODAL SYSTEMS PLANN			TRANSPORTATION PLANNING	Florida Department of Transp	A1-799
DT4177404	DISTRICTWIDE ITS EQUIPMENT REPLACEMEN			OTHER ITS	Florida Department of Transp	A1-384
DT2501022	DISTRICTWIDE ITS OPERATIONS & MAINTENA			PERIODIC MAINTENANCE	Florida Department of Transp	A1-200
DT2501023	DISTRICTWIDE ITS OPERATIONS & MAINTENA			PERIODIC MAINTENANCE	Florida Department of Transp	A1-201
DT2501025	DISTRICTWIDE ITS OPERATIONS & MAINTENA			PERIODIC MAINTENANCE	Florida Department of Transp	A1-202
DT2501026	DISTRICTWIDE ITS OPERATIONS & MAINTENA			PERIODIC MAINTENANCE	Florida Department of Transp	A1-203
DT4254021	DISTRICTWIDE LANDSCAPE DESIGN CONSULT			LANDSCAPING	Florida Department of Transp	A1-436
DT2506101	DISTRICTWIDE LANDSCAPE DESIGN CONSULT			LANDSCAPING	Florida Department of Transp	A1-222
DT2506104	DISTRICTWIDE LANDSCAPE DESIGN CONSULT			LANDSCAPING	Florida Department of Transp	A1-223
DT4056101	DISTRICTWIDE LANDSCAPING CONSULTANT			LANDSCAPING	Florida Department of Transp	A1-306

INDEX - 2016 TIP

MPO Proj. No.	FACILITY	From / Location	To / Location	TYPE OF WORK	RESPONSIBLE AGENCY	Page #
DT4056102	DISTRICTWIDE LANDSCAPING PUSHBUTTON C			LANDSCAPING	Florida Department of Transp	A1-307
DT4102651	DISTRICTWIDE LEAD ABATEMENT INSPECTION			INSPECT CONSTRUCTION PROJS.	Florida Department of Transp	A1-331
DT2506961	DISTRICTWIDE LOCATION SURVEY CONSULTA			PRELIMINARY ENGINEERING	Florida Department of Transp	A1-260
DT4327931	DISTRICTWIDE LOCATION SURVEY SUPPORT			PRELIMINARY ENGINEERING	Florida Department of Transp	A1-778
DT2507301	DISTRICTWIDE MATERIALS TESTING/ GEOTEC			INSPECT CONSTRUCTION PROJS.	Florida Department of Transp	A1-270
DT2507302	DISTRICTWIDE MATERIALS TESTING/ GEOTEC			INSPECT CONSTRUCTION PROJS.	Florida Department of Transp	A1-270
DT2506841	DISTRICTWIDE MINOR PE DESIGN BY CONSUL			PRELIMINARY ENGINEERING	Florida Department of Transp	A1-256
DT2497265	DISTRICTWIDE MISC STUDIES & RCI DATA COL			TRANSPORTATION STATISTICS	Florida Department of Transp	A1-160
DT2497266	DISTRICTWIDE MISC STUDIES & RCI DATA COL			TRANSPORTATION STATISTICS	Florida Department of Transp	A1-161
DT2507111	DISTRICTWIDE MISC. CONSTRUCTION ENGINE			INSPECT CONSTRUCTION PROJS.	Florida Department of Transp	A1-262
DT2507115	DISTRICTWIDE MISC. CONSTRUCTION ENGINE			INSPECT CONSTRUCTION PROJS.	Florida Department of Transp	A1-264
DT2507116	DISTRICTWIDE MISC. CONSTRUCTION ENGINE			INSPECT CONSTRUCTION PROJS.	Florida Department of Transp	A1-264
DT2507117	DISTRICTWIDE MISC. CONSTRUCTION ENGINE			INSPECT CONSTRUCTION PROJS.	Florida Department of Transp	A1-265
DT2506862	DISTRICTWIDE MISC. LOCATION SURVEY CON			PRELIMINARY ENGINEERING	Florida Department of Transp	A1-257
DT2506863	DISTRICTWIDE MISC. LOCATION SURVEY CON			PRELIMINARY ENGINEERING	Florida Department of Transp	A1-258
DT2506965	DISTRICTWIDE MISC. LOCATION SURVEY CON			PRELIMINARY ENGINEERING	Florida Department of Transp	A1-748
DT2507241	DISTRICTWIDE MISC. STRUCTURAL PROJECTS			PRELIMINARY ENGINEERING	Florida Department of Transp	A1-268
DT2506681	DISTRICTWIDE MITIGATION SITE MAINTENANC			ENVIRONMENTAL TEST/MITIGATE	Florida Department of Transp	A1-249
DT2506682	DISTRICTWIDE MITIGATION SITE MAINTENANC			ENVIRONMENTAL TEST/MITIGATE	Florida Department of Transp	A1-250
DT4346731	DISTRICTWIDE NOISE AND AIR QUALITY ASSE			PD&E/EMO STUDY	Florida Department of Transp	A1-780
DT2507532	DISTRICTWIDE OPERATIONS DIVISION SUPPO			FUNDING ACTION	Florida Department of Transp	A1-750
DT2506221	DISTRICTWIDE PD&E AND TRAFFIC CONSULTA			PD&E/EMO STUDY	Florida Department of Transp	A1-225
DT2506222	DISTRICTWIDE PD&E AND TRAFFIC CONSULTA			PD&E/EMO STUDY	Florida Department of Transp	A1-225
DT2506223	DISTRICTWIDE PD&E AND TRAFFIC CONSULTA			PD&E/EMO STUDY	Florida Department of Transp	A1-745
DT2507421	DISTRICTWIDE PD&E PROJECT MGT			PRELIMINARY ENGINEERING	Florida Department of Transp	A1-271
DT2506491	DISTRICTWIDE PERMITS CONSULTANT			ENVIRONMENTAL PERMITS ACQ	Florida Department of Transp	A1-239
DT2506492	DISTRICTWIDE PERMITS CONSULTANT			ENVIRONMENTAL PERMITS ACQ	Florida Department of Transp	A1-240
DT4210531	DISTRICTWIDE PLANNING AND PD&E SUPPOR			TRANSPORTATION PLANNING	Florida Department of Transp	A1-798
DT4210532	DISTRICTWIDE PLANNING AND PD&E SUPPOR			GEOGRAPHIC INFO. SYSTEMS	Florida Department of Transp	A1-798
DT4163811	DISTRICTWIDE PLANS REVIEW & SUPPORT SE			PRELIMINARY ENGINEERING	Florida Department of Transp	A1-378
DT4152391	DISTRICTWIDE PLANS REVIEW CONSULTANT			PRELIMINARY ENGINEERING	Florida Department of Transp	A1-368
DT4152392	DISTRICTWIDE PLANS REVIEW CONSULTANT			PRELIMINARY ENGINEERING	Florida Department of Transp	A1-369
DT4152393	DISTRICTWIDE PLANS REVIEW CONSULTANT			PRELIMINARY ENGINEERING	Florida Department of Transp	A1-370
DT4329501	DISTRICTWIDE PROGRAM MANAGEMENT CON			PRELIMINARY ENGINEERING	Florida Department of Transp	A1-604
DT2507591	DISTRICTWIDE PROJECT MANAGEMENT PD&E			PD&E/EMO STUDY	Florida Department of Transp	A1-274

INDEX - 2016 TIP

MPO Proj. No.	FACILITY	From / Location	To / Location	TYPE OF WORK	RESPONSIBLE AGENCY	Page #
DT4318683	DISTRICTWIDE PUBLIC COMMUNICATION SER			PUBLIC INFORMATION/EDUCATION	Florida Department of Transp	A1-774
DT4318681	DISTRICTWIDE PUBLIC INFORMATION SERVIC			PUBLIC INFORMATION/EDUCATION	Florida Department of Transp	A1-773
DT4318682	DISTRICTWIDE PUBLIC INFORMATION SERVIC			PUBLIC INFORMATION/EDUCATION	Florida Department of Transp	A1-773
DT2506731	DISTRICTWIDE PUBLIC INVOLVEMENT CONSU			PRELIMINARY ENGINEERING	Florida Department of Transp	A1-251
DT2506733	DISTRICTWIDE PUBLIC INVOLVEMENT CONSU			PRELIMINARY ENGINEERING	Florida Department of Transp	A1-252
DT2506732	DISTRICTWIDE PUBLIC INVOLVEMENT WEB SIT			PRELIMINARY ENGINEERING	Florida Department of Transp	A1-251
DT4094911	DISTRICTWIDE PUBLIC TRANSPORTATION CO			PTO STUDIES	Florida Department of Transp	A1-796
DT4094916	DISTRICTWIDE PUBLIC TRANSPORTATION CO			PTO STUDIES	Florida Department of Transp	A1-797
DT4330571	DISTRICTWIDE PUBLIC TRANSPORTATION CO			PTO STUDIES	Florida Department of Transp	A1-807
DT4330572	DISTRICTWIDE PUBLIC TRANSPORTATION CO			PTO STUDIES	Florida Department of Transp	A1-808
DT2506291	DISTRICTWIDE PUSH BUTTON DESIGN CONSU			PRELIMINARY ENGINEERING	Florida Department of Transp	A1-228
DT4056103	DISTRICTWIDE PUSHBUTTON LANDSCAPING			LANDSCAPING	Florida Department of Transp	A1-308
DT4056104	DISTRICTWIDE PUSHBUTTON LANDSCAPING C			LANDSCAPING	Florida Department of Transp	A1-308
DT4056105	DISTRICTWIDE PUSHBUTTON LANDSCAPING C			LANDSCAPING	Florida Department of Transp	A1-309
DT4056106	DISTRICTWIDE PUSHBUTTON LANDSCAPING C			LANDSCAPING	Florida Department of Transp	A1-310
DT4056107	DISTRICTWIDE PUSHBUTTON LANDSCAPING C			LANDSCAPING	Florida Department of Transp	A1-311
DT4056108	DISTRICTWIDE PUSHBUTTON LANDSCAPING C			LANDSCAPING	Florida Department of Transp	A1-312
DT4170261	DISTRICTWIDE R/W ADVANCED ACQ. SUPPOR			RIGHT OF WAY ACTIVITIES	Florida Department of Transp	A1-381
DT2506471	DISTRICTWIDE REPAIR/REHAB PLANS PREPAR			BRIDGE-REPAIR/REHABILITATION	Florida Department of Transp	A1-237
DT2506472	DISTRICTWIDE REPAIR/REHAB PLANS PREPAR			BRIDGE-REPAIR/REHABILITATION	Florida Department of Transp	A1-238
DT2507112	DISTRICTWIDE RESIDENCY CEI CONSULTANT			INSPECT CONSTRUCTION PROJS.	Florida Department of Transp	A1-263
DT4301612	DISTRICTWIDE RESIDENCY CEI CONSULTANT			INSPECT CONSTRUCTION PROJS.	Florida Department of Transp	A1-534
DT2507592	DISTRICTWIDE RESURFACING SCOPING REPO			PD&E/EMO STUDY	Florida Department of Transp	A1-751
DT2507593	DISTRICTWIDE RESURFACING SCOPING REPO			PD&E/EMO STUDY	Florida Department of Transp	A1-752
DT2506964	DISTRICTWIDE ROW ENGINEERING SUPPORT			PRELIMINARY ENGINEERING	Florida Department of Transp	A1-747
DT2506861	DISTRICTWIDE ROW LOCATION SURVEY CONS			PRELIMINARY ENGINEERING	Florida Department of Transp	A1-257
DT2506966	DISTRICTWIDE ROW MAPPING & SURVEY			PRELIMINARY ENGINEERING	Florida Department of Transp	A1-748
DT2506962	DISTRICTWIDE ROW MAPPING AND SURVEY			PRELIMINARY ENGINEERING	Florida Department of Transp	A1-260
DT4234481	DISTRICTWIDE ROW MONUMENTATION CONS			PRELIMINARY ENGINEERING	Florida Department of Transp	A1-423
DT2506963	DISTRICTWIDE ROW PUBLIC RECORDS SEARC			PRELIMINARY ENGINEERING	Florida Department of Transp	A1-746
DT4316351	DISTRICTWIDE SAFETY PUSHBUTTON PROJEC			SAFETY PROJECT	Florida Department of Transp	A1-583
DT4316352	DISTRICTWIDE SAFETY PUSHBUTTON PROJEC			SAFETY PROJECT	Florida Department of Transp	A1-584
DT4324131	DISTRICTWIDE SCOPING UNIT TRAFFIC SAFET			PD&E/EMO STUDY	Florida Department of Transp	A1-586
SP2544571	DISTRICTWIDE SEAPORTS ADMINISTRATION			PUBLIC TRANS IN-HOUSE SUPPORT	Miami-Dade Seaport Departm	A1-62
DT4109931	DISTRICTWIDE STRUCTURES DESIGN AND RE			PRELIMINARY ENGINEERING	Florida Department of Transp	A1-335

INDEX - 2016 TIP

MPO Proj. No.	FACILITY	From / Location	To / Location	TYPE OF WORK	RESPONSIBLE AGENCY	Page #
DT2506971	DISTRICTWIDE TITLE SEARCH			PRELIMINARY ENGINEERING	Florida Department of Transp	A1-261
DT2506972	DISTRICTWIDE TITLE SEARCH			PRELIMINARY ENGINEERING	Florida Department of Transp	A1-262
DT2506261	DISTRICTWIDE TRAFFIC OPERATIONS			TRAFFIC OPS IMPROVEMENT	Florida Department of Transp	A1-228
DT2506501	DISTRICTWIDE TRAFFIC OPERATIONS - OPERA			TRAFFIC ENGINEERING STUDY	Florida Department of Transp	A1-241
DT2506502	DISTRICTWIDE TRAFFIC OPERATIONS - OPERA			TRAFFIC ENGINEERING STUDY	Florida Department of Transp	A1-241
DT2506504	DISTRICTWIDE TRAFFIC OPERATIONS - SAFET			TRAFFIC ENGINEERING STUDY	Florida Department of Transp	A1-243
DT4095211	DISTRICTWIDE TRAFFIC OPERATIONS CONSU			TRAFFIC OPS IMPROVEMENT	Florida Department of Transp	A1-325
DT2506621	DISTRICTWIDE TRAFFIC OPERATIONS SAFETY			TRAFFIC ENGINEERING STUDY	Florida Department of Transp	A1-245
DT2506622	DISTRICTWIDE TRAFFIC OPERATIONS SAFETY			TRAFFIC ENGINEERING STUDY	Florida Department of Transp	A1-246
DT2497969	DISTRICTWIDE TRAFFIC OPERATIONS SAFETY			SAFETY PROJECT	Florida Department of Transp	A1-170
DT2506503	DISTRICTWIDE TRAFFIC OPERATIONS SAFETY			TRAFFIC ENGINEERING STUDY	Florida Department of Transp	A1-242
DT2506623	DISTRICTWIDE TRAFFIC OPERATIONS SAFETY			TRAFFIC ENGINEERING STUDY	Florida Department of Transp	A1-247
DT2506624	DISTRICTWIDE TRAFFIC OPERATIONS SAFETY			TRAFFIC ENGINEERING STUDY	Florida Department of Transp	A1-248
DT4140522	DISTRICTWIDE TRAFFIC OPERATIONS SAFETY			TRANSPORTATION STATISTICS	Florida Department of Transp	A1-355
DT4140523	DISTRICTWIDE TRAFFIC OPERATIONS SAFETY			TRANSPORTATION STATISTICS	Florida Department of Transp	A1-356
DT2497962	DISTRICTWIDE TRAFFIC OPERATIONS SAFETY			SAFETY PROJECT	Florida Department of Transp	A1-163
DT2497963	DISTRICTWIDE TRAFFIC OPERATIONS SAFETY			SAFETY PROJECT	Florida Department of Transp	A1-164
DT2497964	DISTRICTWIDE TRAFFIC OPERATIONS SAFETY			SAFETY PROJECT	Florida Department of Transp	A1-165
DT2497966	DISTRICTWIDE TRAFFIC OPERATIONS SAFETY			SAFETY PROJECT	Florida Department of Transp	A1-167
DT2497967	DISTRICTWIDE TRAFFIC OPERATIONS SAFETY			SAFETY PROJECT	Florida Department of Transp	A1-168
DT2497968	DISTRICTWIDE TRAFFIC OPERATIONS SAFETY			SAFETY PROJECT	Florida Department of Transp	A1-169
DT4346641	DISTRICTWIDE TRAFFIC OPERATIONS SAFETY			SAFETY PROJECT	Florida Department of Transp	A1-635
DT4140521	DISTRICTWIDE TRAFFIC OPERATIONS STUDIE			TRANSPORTATION STATISTICS	Florida Department of Transp	A1-354
DT2497264	DISTRICTWIDE TRAFFIC OPERATIONS STUDIE			TRANSPORTATION STATISTICS	Florida Department of Transp	A1-159
DT2497267	DISTRICTWIDE TRAFFIC OPERATIONS STUDIE			TRANSPORTATION STATISTICS	Florida Department of Transp	A1-162
DT2500932	DISTRICTWIDE TRAFFIC OPERATIONS STUDIE			TRANSPORTATION STATISTICS	Florida Department of Transp	A1-197
DT2500933	DISTRICTWIDE TRAFFIC OPERATIONS STUDIE			CORRIDOR/SUBAREA PLANNING	Florida Department of Transp	A1-198
DT2500934	DISTRICTWIDE TRAFFIC OPERATIONS STUDIE			CORRIDOR/SUBAREA PLANNING	Florida Department of Transp	A1-199
DT4095212	DISTRICTWIDE TRAFFIC OPERATIONS STUDIE			TRAFFIC OPS IMPROVEMENT	Florida Department of Transp	A1-326
DT4095213	DISTRICTWIDE TRAFFIC OPERATIONS STUDIE			TRAFFIC OPS IMPROVEMENT	Florida Department of Transp	A1-327
DT4095214	DISTRICTWIDE TRAFFIC OPERATIONS STUDIE			TRAFFIC OPS IMPROVEMENT	Florida Department of Transp	A1-328
DT4095215	DISTRICTWIDE TRAFFIC OPERATIONS STUDIE			TRAFFIC OPS IMPROVEMENT	Florida Department of Transp	A1-329
DT4095216	DISTRICTWIDE TRAFFIC OPERATIONS STUDIE			TRAFFIC OPS IMPROVEMENT	Florida Department of Transp	A1-330
DT2497965	DISTRICTWIDE TRAFFIC OPERATIONS STUDIE			SAFETY PROJECT	Florida Department of Transp	A1-166
DT4147531	DISTRICTWIDE TRAFFIC STUDIES - FIU			TRAFFIC ENGINEERING STUDY	Florida Department of Transp	A1-759

INDEX - 2016 TIP

MPO Proj. No.	FACILITY	From / Location	To / Location	TYPE OF WORK	RESPONSIBLE AGENCY	Page #
DT4147533	DISTRICTWIDE TRAFFIC STUDIES - FIU			TRAFFIC ENGINEERING STUDY	Florida Department of Transp	A1-760
DT4147534	DISTRICTWIDE TRAFFIC STUDIES - FIU			TRAFFIC ENGINEERING STUDY	Florida Department of Transp	A1-761
TA2538911	DISTRICTWIDE TRANSIT			PUBLIC TRANS IN-HOUSE SUPPORT	Miami-Dade Transit Agency	A1-64
TA2538921	DISTRICTWIDE TRANSIT			PUBLIC TRANS IN-HOUSE SUPPORT	Miami-Dade Transit Agency	A1-64
TA2538971	DISTRICTWIDE TRANSIT MOTION SUPPORT			PUBLIC TRANS IN-HOUSE SUPPORT	Miami-Dade Transit Agency	A1-65
TA2539081	DISTRICTWIDE TRANSIT SPECIAL PROJECTS			PUBLIC TRANS IN-HOUSE SUPPORT	Miami-Dade Transit Agency	A1-65
DT2507233	DISTRICTWIDE UTILITY COORDINATION CONS			PRELIMINARY ENGINEERING	Florida Department of Transp	A1-267
DT2507231	DISTRICTWIDE UTILITY COORDINATION/LOCAT			PRELIMINARY ENGINEERING	Florida Department of Transp	A1-266
DT2507232	DISTRICTWIDE UTILITY LOCATING SERVICES			PRELIMINARY ENGINEERING	Florida Department of Transp	A1-267
DT2506041	DISTRICTWIDE VALUE ENGINEERING CONSUL			PRELIMINARY ENGINEERING	Florida Department of Transp	A1-219
TA4371431	DOLPHIN STATION	AT HEFT AND NW 12TH STREET		TRANSIT CENTER WITH PARK AND RIDE LOT	Miami-Dade Transit Agency	A11-17
PW1000014	Douglas Road & Ingraham Hwy	Intersection		Improvements: bike path	MD Public Works and Waste	A16-7
PW000032	E/O SW 187 Ave	SW 192 Ave	US 1	Congestion Management	MD Public Works and Waste	A16-5
PW000033	Engineering Administration			Administration	MD Public Works and Waste	A5-19
PW000039	Engineering Administration			Administration	MD Public Works and Waste	A5-33
PW000044	Engineering Administration			Administration	MD Public Works and Waste	A5-47
PW000054	Engineering Administration			Administration	MD Public Works and Waste	A5-75
PW000059	Engineering Administration			Administration	MD Public Works and Waste	A5-85
PW000071	Engineering Administration			Administration	MD Public Works and Waste	A5-105
PW000077	Engineering Administration			Administration	MD Public Works and Waste	A5-51
PW000080	Engineering Administration			Administration	MD Public Works and Waste	A5-91
PW000084	Engineering Administration			Administration	MD Public Works and Waste	A5-98
DT4116691	EVERGLADES COMPREHENSIVE RESTORATIO			PD&E/EMO STUDY	Florida Department of Transp	A1-340
SP000066	Expand Shipping/Freight Industry hours of operatio				Miami-Dade Seaport Departm	A16-10
SP6410330	Facility Moves MSRC	Dante B Fascell PORTMIAMI		Facility Moves	Miami-Dade Seaport Departm	A10-1
PW000901	FEC Port Lead Reconnection Pre-emption Circuit			FEC Port Lead Reconnection Pre-emption Circuit	MD Public Works and Waste	A5-31
SP641540	Federal Inspection Facility	Dante B. Fascell PORTMIAMI	PORTMIAMI	Federal Inspection Facility	Miami-Dade Seaport Departm	A10-1
DT4147532	FIU SUNGUIDE TMC OPS SUPPORT			TRAFFIC ENGINEERING STUDY	Florida Department of Transp	A1-760
TA17	Flagler Enhanced Bus Service Bus Purchase			Capital For Bus Purchase	Miami-Dade Transit Agency	A11-7
TA16	Flagler Enhanced Bus Service Robust Stations			Capital for Bus Stations	Miami-Dade Transit Agency	A11-7
TA14	Flagler MAX RTE 51 Operating Assistance From W	West Miami-Dade	Downtown	Urban Corridor Improvements	Miami-Dade Transit Agency	A11-6
TA4366601	FLORIDA INTERNATIONAL UNIVERSITY - UNIVE			PURCHASE VEHICLES / EQUIPMENT	Miami-Dade Transit Agency	A1-124
TA11	FTA SECTION 5337 Federal Formula Funding				Miami-Dade Transit Agency	A11-6
DT4283584	GGI INTERCHANGE VARIOUS RAMP RECONST			INTERCHANGE RAMP (NEW)	Florida Department of Transp	A1-475
TP4370531	GOLDEN GLADES INTERCHANGE IMPROVEME			INTERCHANGE IMPROVEMENT	Turnpike Enterprise	A2-20

INDEX - 2016 TIP

MPO Proj. No.	FACILITY	From / Location	To / Location	TYPE OF WORK	RESPONSIBLE AGENCY	Page #
TA2516846	GOLDEN GLADES MULTI- MODAL TERMINAL			INTERMODAL HUB CAPACITY	Miami-Dade Transit Agency	A1-43
PW000332	Grade Separations	Grade Separations at Various Location		Grade Separations at Various Locations	MD Public Works and Waste	A7-16
PW000019	Guardrail Safety Improvements				MD Public Works and Waste	A4-1
TP4060961	HEFT	FROM N OF EUREKA	TO S OF KILLIAN PKWY	ADD LANES & RECONSTRUCT	Turnpike Enterprise	A2-2
TP4060962	HEFT	FROM N OF EUREKA	TO S OF KILLIAN PKWY	LANDSCAPING	Turnpike Enterprise	A2-2
TP4060963	HEFT	FROM N OF EUREKA	TO S OF KILLIAN PKWY	SIGNING/PAVEMENT MARKINGS	Turnpike Enterprise	A2-2
TP4150511	HEFT	FROM S OF KILLIAN PKWY (MP 19.4)	TO N OF SW 72nd ST (MP	ADD LANES & RECONSTRUCT	Turnpike Enterprise	A2-3
TP4150514	HEFT	FROM BIRD RD (MP 23.8)	TO SR 836 (MP 26)	ADD LANES & RECONSTRUCT	Turnpike Enterprise	A2-5
TP4060964	HEFT ALL ELECTRONIC TOLLING PHASE II	FROM MP 19	TO MP 26	TOLL PLAZA	Turnpike Enterprise	A2-4
TP4311003	HEFT ROADSIDE IMPROVEMENTS	FROM MP 33.2	TO MP 40.15	GUARDRAIL	Turnpike Enterprise	A2-20
TP4150517	HEFT-SR836 EXPRESS LANES DIRECT CONNE			INTERCHANGE IMPROVEMENT	Turnpike Enterprise	A2-10
DT4366101	HOBIE ISLAND, NORTH SIDE, SHORELINE AND			ROAD/SLOPE PROTECTION	Miami-Dade County Public W	A1-785
APK027A	Homestead General Aviation Airport Runway 18/36	Homestead General Aviation Airport		Runway: Rehab Runway	Miami-Dade Aviation Departm	A9-15
API111B	Homestead General Aviation Airport Security Projec	Homestead General Aviation Airport		Security Enhancements (EDS)	Miami-Dade Aviation Departm	A9-15
APPFL000908	Homestead General Aviation Airport X51 Segmente	Homestead General Aviation Airport (X		Improve Utilities	Miami-Dade Aviation Departm	A9-6
AP4311272	HOMESTEAD GENERAL OVERHAUL SEGMENT			AVIATION SAFETY PROJECT	Miami-Dade Aviation Departm	A1-26
AP4311271	HOMESTEAD GENERAL RUNWAY 18/36 PAVEM			AVIATION PRESERVATION PROJECT	Miami-Dade Aviation Departm	A9-8
AP4292671	HOMESTEAD GENERAL RUNWAY 18/36 REHABI			AVIATION CAPACITY PROJECT	Miami-Dade Aviation Departm	A1-12
AP4277561	HOMESTEAD GENERAL X-51 SECURITY PROJE			AVIATION SECURITY PROJECT	Miami-Dade Aviation Departm	A1-10
DT4034872	HPF PROGRAM TRANSPORTATION PLANNING			TRANSPORTATION PLANNING	Florida Department of Transp	A1-792
DT4034881	HPR PROGRAM DATA COLLECTION ACTIVITIES			TRANSPORTATION STATISTICS	Florida Department of Transp	A1-794
DT4034891	HPR PROGRAM SYSTEMS PLANNING ACTIVITI			TRANSPORTATION PLANNING	Florida Department of Transp	A1-795
DT4034871	HPR PROGRAM TRANSPORTATION PLANNING			TRANSPORTATION PLANNING	Florida Department of Transp	A1-791
DT4354121	I-75 EXPRESS TOLL OPERATIONS MIAMI-DADE			TOLL COLLECTION	Florida Department of Transp	A1-662
DT4249331	I-95 EXPRESS TOLL OPERATIONS DADE COUN			TOLL COLLECTION	Florida Department of Transp	A1-429
DT4227962	I-95/EXPRESS/HOT LNS	FROM N. OF GOLDEN GLADES	TO DADE/BROWARD CO	ADD SPECIAL USE LANE	Florida Department of Transp	A1-414
PW000335D	Illuminated Signs			Illuminated signs	MD Public Works and Waste	A7-17
SP645430	Infrastructure Improvements	Dante B. Fascell PORTMIAMI	Various locations	Infrastructure Improvements	Miami-Dade Seaport Departm	A10-6
TA0000097	Infrastructure Renewal Plan (IRP)	Department wide	Department wide	Infrastructure Renewal	Miami-Dade Transit Agency	A11-5
SP642780	Intermodal and Rail Reconnection	Dante B. Fascell PORTMIAMI		Intermodal and Rail Reconnection	Miami-Dade Seaport Departm	A10-4
DT2501152	ITS DISTRICTWIDE TECHNICAL SUPPORT & PU			TECHNICAL ASSISTANCE	Florida Department of Transp	A1-740
DT4177402	ITS EQUIPMENT REPLACEMENT - CONSULTAN			ITS COMMUNICATION SYSTEM	Florida Department of Transp	A1-382
DT4177405	ITS EQUIPMENT REPLACEMENT - CONSULTAN			ITS COMMUNICATION SYSTEM	Florida Department of Transp	A1-385
DT4177406	ITS EQUIPMENT REPLACEMENT - CONSULTAN			ITS COMMUNICATION SYSTEM	Florida Department of Transp	A1-386
DT4177407	ITS EQUIPMENT REPLACEMENT - CONSULTAN			ITS COMMUNICATION SYSTEM	Florida Department of Transp	A1-387

INDEX - 2016 TIP

MPO Proj. No.	FACILITY	From / Location	To / Location	TYPE OF WORK	RESPONSIBLE AGENCY	Page #
DT4177408	ITS EQUIPMENT REPLACEMENT - CONSULTAN			ITS COMMUNICATION SYSTEM	Florida Department of Transp	A1-388
DT4177409	ITS EQUIPMENT REPLACEMENT - CONSULTAN			ITS COMMUNICATION SYSTEM	Florida Department of Transp	A1-389
DT4302911	ITS EQUIPMENT REPLACEMENT - CONSULTAN			ITS COMMUNICATION SYSTEM	Florida Department of Transp	A1-535
DT4302912	ITS EQUIPMENT REPLACEMENT - CONSULTAN			ITS COMMUNICATION SYSTEM	Florida Department of Transp	A1-536
DT4302913	ITS EQUIPMENT REPLACEMENT - CONSULTAN			ITS COMMUNICATION SYSTEM	Florida Department of Transp	A1-537
DT4302914	ITS EQUIPMENT REPLACEMENT - CONSULTAN			ITS COMMUNICATION SYSTEM	Florida Department of Transp	A1-538
DT2501155	ITS OPERATIONS CONSULTANT CONTRACT			TRAFFIC MANAGEMENT CENTERS	Florida Department of Transp	A1-743
DT4346651	ITS OPERATIONS CONSULTANTS			TRAFFIC MANAGEMENT CENTERS	Florida Department of Transp	A1-779
DT4177401	ITS OPERATIONS CONSULTANTS/GRANTS			TRAFFIC MANAGEMENT CENTERS	Florida Department of Transp	A1-764
DT4177403	ITS OPERATIONS HARDWARE/SOFTWARE AND			TRAFFIC MANAGEMENT CENTERS	Florida Department of Transp	A1-383
DT4335341	ITS OPERATIONS HARDWARE/SOFTWARE AND			TRAFFIC MANAGEMENT CENTERS	Florida Department of Transp	A1-629
DT2501153	ITS PROGRAM OPERATIONS CONSULTANT CO			TRAFFIC MANAGEMENT CENTERS	Florida Department of Transp	A1-741
DT2501151	ITS TECHNICAL CONSULTANT			TECHNICAL ASSISTANCE	Florida Department of Transp	A1-739
DT2501154	ITS TECHNICAL CONSULTANT			TECHNICAL ASSISTANCE	Florida Department of Transp	A1-742
DT2501156	ITS TECHNICAL CONSULTANT CONTRACT			TRAFFIC MANAGEMENT CENTERS	Florida Department of Transp	A1-744
PW1000009	Kendale Blvd & Killian Parkway	Intersection		Realignment: intersection	MD Public Works and Waste	A16-6
TA12	Kendall Cruiser	Dadeland North Station	SW 162 Avenue	Urban Corridor Improvements	Miami-Dade Transit Agency	A11-6
PS0000117A	Kendall Dr/SW 88 St.	SW 167 Avenue	SW 162 Avenue	Widening to 6 lanes	Private Sector	A8-3
AP4258731	KENDALL TAMIAMI AIRPORT AIRFIELD ROTATI			AVIATION CAPACITY PROJECT	Miami-Dade Aviation Departm	A1-8
AP4311303	KENDALL TAMIAMI AIRPORT ENLARGE CUSTO			AVIATION PRESERVATION PROJECT	Miami-Dade Aviation Departm	A1-28
AP4311302	KENDALL TAMIAMI AIRPORT EXTEND TAXIWAY			AVIATION PRESERVATION PROJECT	Miami-Dade Aviation Departm	A1-27
AP4353791	KENDALL TAMIAMI AIRPORT TAXIWAY REHABI			AVIATION REVENUE/OPERATIONAL	Miami-Dade Aviation Departm	A9-8
APPFL000907	Kendall Tamiami Executive Airport Enlarge the CBP	Kendall-Tamiami Executive Airport (TM		Extend Taxiway (Capacity)	Miami-Dade Aviation Departm	A9-6
APPFL000907	Kendall Tamiami Executive Airport Taxiway D Conn	Kendall-Tamiami Executive Airport (TM		Extend Taxiway (Standards)	Miami-Dade Aviation Departm	A9-6
APK031A	Kendall Tamiami Exeuctive Airport Relocate Airfield	Kendall-Tamiami Executive Airport		Other: install miscellaneous NAVAIDS/Approach Aids	Miami-Dade Aviation Departm	A9-18
TP4150513	LANDSCAPING FOR HEFT WIDEN	FROM S OF KILLIAN PKWY (MP 19.4)	TO N OF SW 72nd ST (MP	LANDSCAPING	Turnpike Enterprise	A2-4
TP4150516	LANDSCAPING FOR HEFT WIDENING	FROM BIRD RD	TO SR 836	LANDSCAPING	Turnpike Enterprise	A2-6
TP4271463	LANDSCAPING FOR HEFT WIDENING	FROM N OF SW 72 ST	TO BIRD RD	LANDSCAPING	Turnpike Enterprise	A2-12
TP4150519	LANDSCAPING FOR SW 8TH ST / HEFT INTERC			LANDSCAPING	Turnpike Enterprise	A2-11
TP4154882	LANDSCAPING OF HEFT WIDENING	FROM SW 216TH ST	TO N OF EUREKA DR	LANDSCAPING	Turnpike Enterprise	A2-8
TP4233724	LANDSCAPING OF WIDEN HEFT	FROM SW 288TH ST (MP 5)	TO SW 216TH ST (MP 11)	LANDSCAPING	Turnpike Enterprise	A2-10
PW000106	Local Grant Match for MPO				MD Public Works and Waste	A4-4
DT4166601	LUDLAM TRAIL			BIKE PATH/TRAIL	Florida Department of Transp	A1-380
PW000023	Maintenance of Roads and Bridges				MD Public Works and Waste	A4-2
PW000803	Marlin Road	SW 186 Street	US-1	Resurfacing	MD Public Works and Waste	A5-83

INDEX - 2016 TIP

MPO Proj. No.	FACILITY	From / Location	To / Location	TYPE OF WORK	RESPONSIBLE AGENCY	Page #
PW000108	Mast Arm Upgrades				MD Public Works and Waste	A4-5
PW000108A	Mast Arm Upgrades				MD Public Works and Waste	A4-5
PW000724	Mast Arm Upgrades			Mast arm upgrades	MD Public Works and Waste	A5-84
PW000795	Mast Arm Upgrades			Mast Arm Upgrades	MD Public Works and Waste	A5-104
PW000799	Mast Arm Upgrades			Mast arm upgrades	MD Public Works and Waste	A5-97
PW000801	Mast Arm Upgrades			Mast Arm Upgrades	MD Public Works and Waste	A5-90
PW000820	Mast Arm Upgrades			Mast arm upgrades	MD Public Works and Waste	A5-46
PW000843	Mast Arm Upgrades			Mast arm upgrades	MD Public Works and Waste	A5-74
PW000863	Mast Arm Upgrades			Mast arm upgrades	MD Public Works and Waste	A5-18
PW000871	Mast Arm Upgrades			Mast arm upgrades	MD Public Works and Waste	A5-32
PW1000013	Maynada Bump Bridge			Improvements: safety	MD Public Works and Waste	A16-7
TA4204625	MDT - 95 EXPRESS DADE BROWARD EXPRESS			URBAN CORRIDOR IMPROVEMENTS	Miami-Dade Transit Agency	A11-11
TA4329341	MDT - 95 EXPRESS DADE/BROWARD CIVIC CE			URBAN CORRIDOR IMPROVEMENTS	Miami-Dade Transit Agency	A11-13
TA4241472	MDT - ADDITIONAL ELEVATORS	AT DADELAND NORTH METRORAIL		INTERMODAL HUB CAPACITY	Miami-Dade Transit Agency	A1-34
TA4226751	MDT - BISCAYNE BLVD/ SR 5/US-1	FROM DOWNTOWN TERMINAL	TO AVENTURA MALL	TRANSIT IMPROVEMENT	Miami-Dade Transit Agency	A1-93
TA4180513	MDT - DADE/MONROE EXPRESS BUS ROUTE	FROM FL CITY	TO MARATHON (MM50)	COMMUTER TRANS. ASSISTANCE	Miami-Dade Transit Agency	A11-11
TA4335251	MDT - FLAGLER ENHANCED BUS SERVICE (BU			CAPITAL FOR FIXED ROUTE	Miami-Dade Transit Agency	A1-113
TA4222202	MDT - FLAGLER ENHANCED BUS SERVICE ROB			CAPITAL FOR CONSTRUCTION OF BUS STATION	Miami-Dade Transit Agency	A11-12
TA4335252	MDT - FLAGLER ENHANCED BUS SERVICE ROB			CAPITAL FOR FIXED ROUTE	Miami-Dade Transit Agency	A1-114
TA4222201	MDT - FLAGLER MAX	FROM WEST MIAMI-DADE	TO DOWNTOWN MIAMI	URBAN CORRIDOR IMPROVEMENTS	Miami-Dade Transit Agency	A1-85
TA4309531	MDT - FLAGLER MAX (RTE51)OPERATING ASSI	FROM W MIA DADE	TO DTWN	URBAN CORRIDOR IMPROVEMENTS	Miami-Dade Transit Agency	A1-103
TA4051333	MDT - FTA SEC 5307 METRORAIL & METROMOV			FIXED GUIDEWAY IMPROVEMENTS	Miami-Dade Transit Agency	A1-68
TA4051334	MDT - FTA SEC 5307 METRORAIL & METROMOV			FIXED GUIDEWAY IMPROVEMENTS	Miami-Dade Transit Agency	A1-69
TA4289821	MDT - FTA SECTION 5307 FEDERAL FORMULA			CAPITAL FOR FIXED ROUTE	Miami-Dade Transit Agency	A1-100
TA4289822	MDT - FTA SECTION 5307 FEDERAL FORMULA			CAPITAL FOR FIXED ROUTE	Miami-Dade Transit Agency	A1-101
TA4329651	MDT - FTA SECTION 5307 FEDERAL FORMULA			CAPITAL FOR FIXED ROUTE	Miami-Dade Transit Agency	A1-112
TA4349751	MDT - FTA SECTION 5307 FEDERAL FORMULA			CAPITAL FOR FIXED ROUTE	Miami-Dade Transit Agency	A1-116
TA4368911	MDT - FTA SECTION 5307 TRANSIT OPERATION			CAPITAL FOR FIXED ROUTE	Miami-Dade Transit Agency	A1-131
TA4349771	MDT - FTA SECTION 5337 FEDERAL FORMULA			CAPITAL FOR FIXED ROUTE	Miami-Dade Transit Agency	A1-117
TA4349791	MDT - FTA SECTION 5337 FEDERAL FORMULA			CAPITAL FOR FIXED ROUTE	Miami-Dade Transit Agency	A1-118
TA4349801	MDT - FTA SECTION 5337 FEDERAL FORMULA			CAPITAL FOR FIXED ROUTE	Miami-Dade Transit Agency	A1-119
TA4349811	MDT - FTA SECTION 5337 FEDERAL FORMULA			CAPITAL FOR FIXED ROUTE	Miami-Dade Transit Agency	A1-120
TA4368821	MDT - FTA SECTION 5339 BUS AND BUS FACILI			CAPITAL FOR FIXED ROUTE	Miami-Dade Transit Agency	A11-16
TA4368831	MDT - FTA SECTION 5339 BUS AND BUS FACILI			CAPITAL FOR FIXED ROUTE	Miami-Dade Transit Agency	A11-30
TA4368841	MDT - FTA SECTION 5339 BUS AND BUS FACILI			CAPITAL FOR FIXED ROUTE	Miami-Dade Transit Agency	A11-31

INDEX - 2016 TIP

MPO Proj. No.	FACILITY	From / Location	To / Location	TYPE OF WORK	RESPONSIBLE AGENCY	Page #
TA4368861	MDT - FTA SECTION 5339 BUS AND BUS FACILI			CAPITAL FOR FIXED ROUTE	Miami-Dade Transit Agency	A11-31
TA4368881	MDT - FTA SECTION 5339 BUS AND BUS FACILI			CAPITAL FOR FIXED ROUTE	Miami-Dade Transit Agency	A11-32
TA4372811	MDT - I-95 EXPRESS BUS PURCHASE FOR PHA			CAPITAL FOR FIXED ROUTE	Miami-Dade Transit Agency	A11-17
TA4280114	MDT - NW 27TH AVENUE ENHANCED BUS SER			INTERMODAL HUB CAPACITY	Miami-Dade Transit Agency	A1-53
TA4353811	MDT - PALMETTO INTERMODAL TERMINAL EXP			INTERMODAL HUB CAPACITY	Miami-Dade Transit Agency	A11-14
TA4226758	MDT - PURCHASE NEW BUSES FOR SERV EXP			TRANSIT IMPROVEMENT	Miami-Dade Transit Agency	A1-94
TA4366621	MDT - ROUTE 120 SERVICE IMPROVEMENTS			TRANSIT SERVICE DEMONSTRATION	Miami-Dade Transit Agency	A11-16
TA4366611	MDT - ROUTE 79 MAX SERVICE IMPROVEMENT			TRANSIT SERVICE DEMONSTRATION	Miami-Dade Transit Agency	A11-15
TA4355601	MDT - SR 5/US-1/BISCAYNE ENHANCED BUS S	FROM DOWNTOWN TERMINAL	TO AVENTURA MALL (EB	TRANSIT STATIONS	Miami-Dade Transit Agency	A11-14
TA4355602	MDT - SR 5/US-1/BISCAYNE ENHANCED BUS S	FROM DOWNTOWN TERMINAL	TO AVENTURA MALL (EB	TRANSIT STATIONS	Miami-Dade Transit Agency	A11-15
TA4310774	MDT - SR 836 EBS PANTHER STATION	AT FIU (SEC 5307)		Transit Center	Miami-Dade Transit Agency	A11-13
TA4310772	MDT - SR 836 EBS PARK AND RIDE LOT	AT SW 8 ST AND SW 147 AVE		PARK AND RIDE LOTS	Miami-Dade Transit Agency	A1-35
TA4310773	MDT - SR 836 ENHANCED BUS SERVICE (BUS P			CAPITAL FOR BUS PURCHASE	Miami-Dade Transit Agency	A11-12
TA4289751	MDT - STATE TRANSIT BLOCK GRANT			OPERATING FOR FIXED ROUTE	Miami-Dade Transit Agency	A1-95
TA4289753	MDT - STATE TRANSIT BLOCK GRANT			OPERATING FOR FIXED ROUTE	Miami-Dade Transit Agency	A1-97
TA4329361	MDT - STATE TRANSIT BLOCK GRANT			OPERATING FOR FIXED ROUTE	Miami-Dade Transit Agency	A1-107
TA4329365	MDT - STATE TRANSIT BLOCK GRANT			OPERATING FOR FIXED ROUTE	Miami-Dade Transit Agency	A1-110
TA4289752	MDT - STATE TRANSIT BLOCK GRANT FOR SO			OPERATING FOR FIXED ROUTE	Miami-Dade Transit Agency	A1-96
TA4289754	MDT - STATE TRANSIT BLOCK GRANT FOR SO			COMMUTER TRANS. ASSISTANCE	Miami-Dade Transit Agency	A1-98
TA4329362	MDT - STATE TRANSIT BLOCK GRANT FOR SO			OPERATING FOR FIXED ROUTE	Miami-Dade Transit Agency	A1-108
TA4329363	MDT - STATE TRANSIT BLOCK GRANT FOR SO			OPERATING FOR FIXED ROUTE	Miami-Dade Transit Agency	A1-109
TA18	MDT ADDITIONAL ELEVATORS	Dadeland North Metrorail Station		Construction of additional passenger amenities	Miami-Dade Transit Agency	A11-8
TA2	MDT Bus Tracker System and CAD AVL Replacem	SPCC-Data Center		Installation of ITS equipment for improved bus operati	Miami-Dade Transit Agency	A11-9
TA19	MDT NW 27TH AVENUE ENHANCED BUS TERMI			Construction of Transit Center with park and ride	Miami-Dade Transit Agency	A11-8
TA8	MDT PEDESTRIAN OVERPASS at University Metr			Construction of pedestrian bridge	Miami-Dade Transit Agency	A11-18
TA000057	MDT SR 836 EBS PARK AND RIDE LOT at SW 8T			Transit Center with park and ride	Miami-Dade Transit Agency	A11-5
TA4180511	MDTA - DADE-MONROE EXPRESS	FROM FLORIDA CITY	TO MARATHON (MM 50)	COMMUTER TRANS. ASSISTANCE	Miami-Dade Transit Agency	A1-77
TA4204622	MDTA - I-95 EXPRESS DOWNTOWN MIA ALONG		TO SHERIDAN ST & BRO	URBAN CORRIDOR IMPROVEMENTS	Miami-Dade Transit Agency	A1-81
TA4179171	MDTA/S MIA DADE BSWY ROUTES OPERATING	FROM DADELAND	TO Florida City	URBAN CORRIDOR IMPROVEMENTS	Miami-Dade Transit Agency	A1-74
TA4225292	MDT-KENDALL CRUISER	FROM DADELAND NORTH STN	TO SW 162 AVENUE	URBAN CORRIDOR IMPROVEMENTS	Miami-Dade Transit Agency	A1-92
TA4225291	MDT-KENDALL DRIVE ENHANCED BUS SERVIC	FROM DADELAND N.	TO SW 167 AVE	TRANSIT SERVICE DEMONSTRATION	Miami-Dade Transit Agency	A1-91
TA4179172	MDT-S MIA DADE BSWY ROUTES OPERATING	FROM DADELAND	TO Florida City	URBAN CORRIDOR IMPROVEMENTS	Miami-Dade Transit Agency	A11-10
TA4179173	MDT-S MIA DADE BSWY ROUTES OPERATING	FROM DADELAND	TO Florida City	URBAN CORRIDOR IMPROVEMENTS	Miami-Dade Transit Agency	A11-10
TA4226756	MDT-SR 94 B.R.T.	FROM DADELAND N METRORAIL ST	TO SW 167 AVE	TRANSIT IMPROVEMENT	Miami-Dade Transit Agency	A1-93
MU000048	Medley Freight Hub Streetlight and local roadway I			Improve the local infrastructure to and from businesse	City of Medley	A16-2

INDEX - 2016 TIP

MPO Proj. No.	FACILITY	From / Location	To / Location	TYPE OF WORK	RESPONSIBLE AGENCY	Page #
MU000053	Medley Gateway Establishment			Provide business and wayfinding signing, including a	City of Medley	A16-2
DT2520941	METROPOLITAN PLANNING ORGANIZATION (M			MODAL SYSTEMS PLANNING	Florida Department of Transp	A1-788
TA0000034	Metrorail - Fixed Guideway Bridge Inspection			Construction	Miami-Dade Transit Agency	A11-2
APP250A	MIA Airport Operations and Communications Cente	Miami International Airport	N/A	Security Enhancements (EDS)	Miami-Dade Aviation Departm	A9-11
APT021A	MIA Cc D A380 Modifications	Gates D1 and D2	Concourse D	Gates Modifications	Miami-Dade Aviation Departm	A9-1
APP259A	MIA CC E and F Taxilane and Apron Rehabilitation	Miami International Airport		Rehabilitate Apron	Miami-Dade Aviation Departm	A9-12
APT027A	MIA Cc F Improvements	Terminal F		Gates remodeling/improvements	Miami-Dade Aviation Departm	A9-1
APK152A	MIA Cc H Headhouse Gates H15 and H15A Modific	Miami International Airport	Concourse H - Headhouse	Terminal Development: Modify Terminal Building	Miami-Dade Aviation Departm	A9-9
APP253A	MIA Central Base Apron and Utilities Modification a	Miami International Airport	N/A	Rehabilitate Taxiway	Miami-Dade Aviation Departm	A9-11
APP248A	MIA Central Terminal Cc D Thru F Remodeling	Miami International Airport	Concourse D thru F	Improve Terminal Building (Standards)	Miami-Dade Aviation Departm	A9-10
APF117B	MIA Concourse E and E Satellite Renovations	Miami International Airport	Concourse E and E Satellit	Terminal Development: Improve Terminal Building (St	Miami-Dade Aviation Departm	A9-9
APP262A	MIA Fuel Tanker Parking Facility	Miami International Airport		Construct Parking Lot (Non-Revenue/Non-hub and M	Miami-Dade Aviation Departm	A9-12
APV011A	MIA New Central Terminal H thru F	Terminal H	Terminal F	Expansion	Miami-Dade Aviation Departm	A9-4
APP247A	MIA NT Life Safety Master Plan Improvements 3rd	Miami International Airport	NT	Improve Terminal Building (Standards)	Miami-Dade Aviation Departm	A9-10
APK001H	MIA Perimeter Road Bridge Replacement	Miami International Airport		Modify Access Road (Other)	Miami-Dade Aviation Departm	A9-9
APV005A	MIA South Terminal Apron and Utilities Modification	Miami International Airport	Adjacent to Concourse J	Capacity Expansion	Miami-Dade Aviation Departm	A9-2
APV006A	MIA Taxi Lot Replacement			Relocation	Miami-Dade Aviation Departm	A9-2
APP256A	MIA Taxiway S Rehabilitation	Miami International Airport		Rehabilitate Taxiway	Miami-Dade Aviation Departm	A9-12
APP255A	MIA Taxiway T Rehabilitation	Miami International Airport		Rehabilitate Taxiway	Miami-Dade Aviation Departm	A9-11
APT025A	MIA Terminal Wide Lightning Protection System	MIA Terminal Wide (Cc E -H)		Improvement project	Miami-Dade Aviation Departm	A9-7
APP264A	MIA Terminal Wide Reroofing Drains and Scuppers	Miami International Airport	Terminal Wide	Rehabilitate Terminal Building (Standards)	Miami-Dade Aviation Departm	A9-13
APP246A	MIA Upgrade Terminal PLBs to 400 Hz Pre Condi	Miami International Airport	Terminal Wide	Improve Terminal Building (Standards)	Miami-Dade Aviation Departm	A9-10
APP267A	MIA Wayfinding and Signage Master Plan Impleme	Miami International Airport	Central Boulevard and Ter	Improve Airport Miscellaneous Improvements	Miami-Dade Aviation Departm	A9-13
PW000621	Miami Avenue	87 Street	105 Street	Roadway improvements	MD Public Works and Waste	A5-23
PW000740	Miami Avenue Bridge over the Miami River			Bridge deck replacement	MD Public Works and Waste	A16-10
AP4292713	MIAMI DADE AVIATION PLANNING STUDY			AVIATION REVENUE/OPERATIONAL	Miami-Dade Aviation Departm	A1-16
DT4166602	MIAMI DADE COUNTY - LUDLAM TRAIL CORRID			BIKE PATH/TRAIL	Miami-Dade County	A1-763
DT4355011	MIAMI DADE PARK AND RECREATION BRICKEL			BIKE PATH/TRAIL	Miami-Dade County Parks &	A1-782
APV012A	Miami Executive Airiport Internal Perimeter Road S	Kendall-Tamiami Airport		Road capacity	Miami-Dade Aviation Departm	A9-4
APV009A	Miami Executive Airport Taxiway D and Associated	Kendall Tamiami Airiport	Taxiway Connectors	Rehabilitation	Miami-Dade Aviation Departm	A9-3
SP649730	Miami Harbor Dredging Phase III	Dante B. Fascell PORTMIAMI	South Channel	Dredging Phase III	Miami-Dade Seaport Departm	A10-7
DT4068008	MIAMI INTERMODAL CTR (MIC)	FROM BUS PLAZA ROAD WAY	TO NW 25 STREET	NEW ROAD CONSTRUCTION	Florida Department of Transp	A1-323
DT2502344	MIAMI INTERMODAL CTR (MIC) C-D SOUTHBOU			NEW ROAD CONSTRUCTION	Florida Department of Transp	A1-214
DT2502347	MIAMI INTERMODAL CTR (MIC) CONNECTION		TO NW 37 AVENUE	NEW ROAD CONSTRUCTION	Florida Department of Transp	A1-218
TA4068005	MIAMI INTERMODAL CTR (MIC) CORE/RCF MIA			INTERMODAL HUB CAPACITY	Miami-Dade Transit Agency	A1-49

INDEX - 2016 TIP

MPO Proj. No.	FACILITY	From / Location	To / Location	TYPE OF WORK	RESPONSIBLE AGENCY	Page #
TA4083232	MIAMI INTERMODAL CTR (MIC) FDOT/DISTRICT			FUNDING ACTION	Miami-Dade Transit Agency	A1-51
DT4083231	MIAMI INTERMODAL CTR (MIC) FDOT/TIFIA LOA			FUNDING ACTION	Florida Department of Transp	A1-325
DT2502346	MIAMI INTERMODAL CTR (MIC) INTERIM RDWY	FROM NW 42 AVE	TO NW 25 ST	FLEXIBLE PAVEMENT RECONSTRUCT.	Florida Department of Transp	A1-216
TA2496432	MIAMI INTERMODAL CTR (MIC) LEGAL CONSUL			INTERMODAL HUB CAPACITY	Miami-Dade Transit Agency	A1-40
DT2502343	MIAMI INTERMODAL CTR (MIC) LEJEUNE ROAD			NEW ROAD CONSTRUCTION	Florida Department of Transp	A1-213
DT2502341	MIAMI INTERMODAL CTR (MIC) LEJEUNE ROAD			INTERMODAL HUB CAPACITY	Florida Department of Transp	A1-211
DT2502342	MIAMI INTERMODAL CTR (MIC) LEJEUNE ROAD			ADD THRU LANE(S)	Florida Department of Transp	A1-212
TA2496431	MIAMI INTERMODAL CTR (MIC) MANAGEMENT			INTERMODAL HUB CAPACITY	Miami-Dade Transit Agency	A1-39
TA4068002	MIAMI INTERMODAL CTR (MIC) MIC CENTRAL S			INTERMODAL HUB CAPACITY	Miami-Dade Transit Agency	A1-47
TA4068001	MIAMI INTERMODAL CTR (MIC) MIC CORE ROW			INTERMODAL HUB CAPACITY	Miami-Dade Transit Agency	A1-44
TA4068006	MIAMI INTERMODAL CTR (MIC) MIC/MIA STATIO			INTERMODAL HUB CAPACITY	Miami-Dade Transit Agency	A1-50
DT2499377	MIAMI INTERMODAL CTR (MIC) MTAR-NW 21 ST	FROM E. OF NW 42 AVE	TO NW 37 A	FLEXIBLE PAVEMENT RECONSTRUCT.	Florida Department of Transp	A1-180
TA2499375	MIAMI INTERMODAL CTR (MIC) RENTAL CAR FA			INTERMODAL HUB CAPACITY	Miami-Dade Transit Agency	A1-42
TA4083241	MIAMI INTERMODAL CTR (MIC) RENTAL CAR FA			FUNDING ACTION	Miami-Dade Transit Agency	A1-52
TA2499371	MIAMI INTERMODAL CTR (MIC) RENTAL CAR H			RIGHT OF WAY ACQUISITION	Miami-Dade Transit Agency	A1-41
DT2499373	MIAMI INTERMODAL CTR (MIC) RENTAL CAR H			INTERMODAL HUB CAPACITY	Florida Department of Transp	A1-177
DT2502345	MIAMI INTERMODAL CTR (MIC) SR 953 NW 42 A	FROM NW 11 ST	TO NW 25 ST	INTERMODAL HUB CAPACITY	Florida Department of Transp	A1-215
DT2499374	MIAMI INTERMODAL CTR (MIC) TERMINAL ACC			NEW ROAD CONSTRUCTION	Florida Department of Transp	A1-178
DT2499376	MIAMI INTERMODAL CTR (MIC) TERMINAL ACC			NEW ROAD CONSTRUCTION	Florida Department of Transp	A1-179
DT2499372	MIAMI INTERMODAL CTR (MIC) TERMINAL ACC			INTERMODAL HUB CAPACITY	Florida Department of Transp	A1-176
DT4068003	MIAMI INTERMODAL CTR (MIC) TRI-RAIL ACCES			NEW ROAD CONSTRUCTION	Florida Department of Transp	A1-322
DT4068009	MIAMI INTERMODAL CTR (MIC) TRI-RAIL RELOC			PUBLIC TRANSPORTATION SHELTER	Florida Department of Transp	A1-323
TA4068004	MIAMI INTERMODAL CTR (MIC) TRI-RAIL RELOC			PUBLIC TRANSPORTATION SHELTER	Miami-Dade Transit Agency	A1-48
APV008A	Miami International Aiport Terminal E thru F Connec	Terminal E	Terminal F	Connector	Miami-Dade Aviation Departm	A9-3
APV013A	Miami International Airport Concourse F Apron and	Concourse F		Apron expansion	Miami-Dade Aviation Departm	A9-4
APV015A	Miami International Airport Concourse G Apron and	Concourse G		Apron Expansion	Miami-Dade Aviation Departm	A9-5
APV014A	Miami International Airport Concourse H Apron and	Concourse H		Apron Expansion	Miami-Dade Aviation Departm	A9-5
APV007A	Miami International Airport South Terminal Checkpo	Miami International Airport		Improve Capacity	Miami-Dade Aviation Departm	A9-2
AP4312292	MIAMI INT'L AIRPORT CENTRAL BASE PAVEME			AVIATION PRESERVATION PROJECT	Miami-Dade Aviation Departm	A1-29
AP4292691	MIAMI INT'L AIRPORT CENTRAL TERMINAL IMP			AVIATION CAPACITY PROJECT	Miami-Dade Aviation Departm	A1-14
AP4277581	MIAMI INT'L AIRPORT CONCOURSE E SATELLIT			AVIATION PRESERVATION PROJECT	Miami-Dade Aviation Departm	A1-11
AP4232902	MIAMI INT'L AIRPORT CONCOURSE H INTERNA			AVIATION CAPACITY PROJECT	Miami-Dade Aviation Departm	A1-4
AP4295342	MIAMI INT'L AIRPORT E AND F TAXIWAY AND A			AVIATION PRESERVATION PROJECT	Miami-Dade Aviation Departm	A1-24
AP4295321	MIAMI INT'L AIRPORT FUEL TANKER PARKING			AVIATION CAPACITY PROJECT	Miami-Dade Aviation Departm	A1-21
AP4232903	MIAMI INT'L AIRPORT GATE D1 AND D2 A 380 G			AVIATION CAPACITY PROJECT	Miami-Dade Aviation Departm	A1-5

INDEX - 2016 TIP

MPO Proj. No.	FACILITY	From / Location	To / Location	TYPE OF WORK	RESPONSIBLE AGENCY	Page #
AP4294671	MIAMI INT'L AIRPORT NORTH TERMINAL LIFE S			AVIATION PRESERVATION PROJECT	Miami-Dade Aviation Departm	A1-18
AP4366921	MIAMI INT'L AIRPORT OPERATIONS AND COMM			AVIATION REVENUE / OPERATIONAL	Miami-Dade Aviation Departm	A1-33
AP4292711	MIAMI INT'L AIRPORT PERIMETER ROAD WIDE			AVIATION CAPACITY PROJECT	Miami-Dade Aviation Departm	A1-15
AP4366891	MIAMI INT'L AIRPORT SOUTH TERMINAL CENT			AVIATION SECURITY PROJECT	Miami-Dade Aviation Departm	A1-32
AP4295333	MIAMI INT'L AIRPORT TAXIWAY S REHABILITATI			AVIATION PRESERVATION PROJECT	Miami-Dade Aviation Departm	A1-23
AP4295332	MIAMI INT'L AIRPORT TAXIWAY T REHABILITATI			AVIATION PRESERVATION PROJECT	Miami-Dade Aviation Departm	A1-22
AP4232904	MIAMI INT'L AIRPORT TERMINAL F GATE IMPRV			AVIATION PRESERVATION PROJECT	Miami-Dade Aviation Departm	A1-6
AP4295311	MIAMI INT'L AIRPORT TERMINAL ROOF DRAINS			AVIATION CAPACITY PROJECT	Miami-Dade Aviation Departm	A1-20
AP4333711	MIAMI INT'L AIRPORT TERMINAL WIDE CC E - H			AVIATION CAPACITY PROJECT	Miami-Dade Aviation Departm	A1-30
AP4292721	MIAMI INT'L AIRPORT UPGRADE TERMINAL PLB			AVIATION CAPACITY PROJECT	Miami-Dade Aviation Departm	A1-17
AP4295301	MIAMI-DADE AVIATION GPS LANDING SYSTEM			AVIATION CAPACITY PROJECT	Miami-Dade Aviation Departm	A1-19
TA4289781	MIAMI-DADE CO - MPO FTA SECTION 5303 MET			PTO STUDIES	Miami-Dade Transit Agency	A1-99
TA4348971	MIAMI-DADE CO - MPO FTA SECTION 5305(D) M			PTO STUDIES	Miami-Dade Transit Agency	A1-115
TA4309521	MIAMI-DADE CO MPO FTA SECTION 5303 METR			PTO STUDIES	Miami-Dade Transit Agency	A1-102
TA4329391	MIAMI-DADE CO MPO FTA SECTION 5303 METR			PTO STUDIES	Miami-Dade Transit Agency	A1-111
DT4325901	MIAMI-DADE CO. WIDE PLANNING CONSULTAN			TRANSPORTATION PLANNING	Florida Department of Transp	A1-776
DT4114633	MIAMI-DADE COUNTY PUBLIC INVOLVEMENT S			INTERCHANGE IMPROVEMENT	Florida Department of Transp	A1-757
DT4114634	MIAMI-DADE COUNTY PUBLIC INVOLVEMENT S			INTERCHANGE IMPROVEMENT	Florida Department of Transp	A1-757
DT4258659	MIAMI-DADE COUNTYWD DRAINAGE PUSHBUT			DRAINAGE IMPROVEMENTS	Florida Department of Transp	A1-444
DT4055741	MIAMI-DADE COUNTYWDE AGREEMENT-TRAF			TRAFFIC SIGNALS	Florida Department of Transp	A16-1
DT2499431	MIAMI-DADE COUNTYWDE CONTAMINATION A			ENVIRONMENTAL TEST/MITIGATE	Florida Department of Transp	A1-190
DT2499433	MIAMI-DADE COUNTYWDE CONTAMINATION A			ENVIRONMENTAL TEST/MITIGATE	Florida Department of Transp	A1-191
DT2499434	MIAMI-DADE COUNTYWDE CONTAMINATION A			ENVIRONMENTAL TEST/MITIGATE	Florida Department of Transp	A1-192
DT4258655	MIAMI-DADE COUNTYWDE DRAINAGE PUSH B			DRAINAGE IMPROVEMENTS	Florida Department of Transp	A1-442
DT4258657	MIAMI-DADE COUNTYWDE DRAINAGE PUSH B			DRAINAGE IMPROVEMENTS	Florida Department of Transp	A1-443
DT4258653	MIAMI-DADE COUNTYWDE DRAINAGE PUSHBU			DRAINAGE IMPROVEMENTS	Florida Department of Transp	A1-441
DT4326951	MIAMI-DADE COUNTYWDE DRAINAGE PUSHBU			DRAINAGE IMPROVEMENTS	Florida Department of Transp	A1-595
DT4324001	MIAMI-DADE COUNTYWDE MDX DOCUMENTS			TRANSPORTATION STATISTICS	Florida Department of Transp	A1-775
DT4326953	MIAMI-DADE COUNTYWIDE DRAINAGE PUSHB			DRAINAGE IMPROVEMENTS	Florida Department of Transp	A1-596
DT4276051	MIAMI-DADE MPO UPWP FY 2014/2015 & 2015/1			TRANSPORTATION PLANNING	Florida Department of Transp	A1-800
DT4276052	MIAMI-DADE MPO UPWP FY 2016/2017 & 2017/2			TRANSPORTATION PLANNING	Florida Department of Transp	A1-801
DT4276053	MIAMI-DADE MPO UPWP FY 2018/2019 & 2019/2			TRANSPORTATION PLANNING	Florida Department of Transp	A1-802
TA4051332	MIAMI-DADE TRANSIT (GUIDEWAY BRIDGE INS			FIXED GUIDEWAY IMPROVEMENTS	Miami-Dade Transit Agency	A1-67
TA4051331	MIAMI-DADE TRANSIT AGENCY (GUIDEWAY BR			FIXED GUIDEWAY IMPROVEMENTS	Miami-Dade Transit Agency	A1-66
DT2512715	MIDDLE BEACH REC-PH1	FROM 47 ST	TO 53 ST INCLG BEACH V	BIKE PATH/TRAIL	Florida Department of Transp	A1-288

INDEX - 2016 TIP

MPO Proj. No.	FACILITY	From / Location	To / Location	TYPE OF WORK	RESPONSIBLE AGENCY	Page #
DT2512712	N. BEACH REC CORRIDR	FROM 64TH STREET	TO 79TH STREET (PH IV)	BIKE PATH/TRAIL	Florida Department of Transp	A1-754
DT2512713	N.BEACH REC CORRIDOR	FROM 21ST STREET	TO 64TH STTEET	BIKE PATH/TRAIL	Florida Department of Transp	A1-287
DT4324091	N.E. 183RD STREET	FROM NE 11 AVENUE	TO NE 19 AVENUE	BIKE PATH/TRAIL	Florida Department of Transp	A1-585
DT4056151	N.W. 87TH AVENUE	FROM NW 58TH STREET	TO OKEECHOBEE ROAD	PD&E/EMO STUDY	Florida Department of Transp	A1-313
DT4056152	N.W. 87TH AVENUE	FROM NW 58TH STREET	TO NW 74TH STREET	NEW ROAD CONSTRUCTION	Florida Department of Transp	A1-314
DT4056153	N.W. 87TH AVENUE	FROM NW 74TH STREET	TO NW 103RD STREET	NEW ROAD CONSTRUCTION	Florida Department of Transp	A1-316
PW000790	NE 10 Avenue and NE 79 Street			Intersection improvement	MD Public Works and Waste	A5-28
PW000763	NE 10 Avenue North of NE 79 Street			Bridge replacement (#874178)	MD Public Works and Waste	A5-27
PW0000391	NE 125 St/NE 6 Ave/W Dixie Hwy			Intersection Improvements	MD Public Works and Waste	A16-5
PW000814	NE 151 Street	Biscayne Boulevard	Bay Vista Boulevard	Study	MD Public Works and Waste	A5-43
PW000903	NE 151 Street	from Biscayne Boulevard	to Bay Vista Boulevard	Widen to 6 lanes	MD Public Works and Waste	A5-36
PW000747	NE 16 Avenue	NE 123 Street	NE 135 Street	Widen to 3 lanes	MD Public Works and Waste	A5-37
PW000733	NE 16 Avenue near NE 131 Street Railroad Crossin			Resurfacing, sidewalk	MD Public Works and Waste	A5-36
PW000813	NE 167 Street	NE 10 Avenue	NE 15 Avenue	Resurfacing	MD Public Works and Waste	A5-42
PW1000015	NE 19 Avenue, NE 19 Drive & NE 121 Street	Intersection		Improvements: intersection	MD Public Works and Waste	A16-7
PW000013	NE 2 AV & NE 215 St			Congestion Management	MD Public Works and Waste	A16-4
PW000306a	NE 2 Avenue	NE 20 Street	NE 36 Street	Street/Traffic Operational Improv.	MD Public Works and Waste	A7-3
PW000443	NE 2 Avenue	NE 42 Street	NE 51 Street	Street/Traffic Operational Improv.	MD Public Works and Waste	A7-3
PW000445	NE 2 Avenue	NE 69 Street	West Little River Canal	Street/Traffic Operational Improv.	MD Public Works and Waste	A7-3
PW000819	NE 2 Avenue and NE 159 Street			Traffic signal	MD Public Works and Waste	A16-5
TR4335111	NE 203 ST & NE 215 ST INTERSECTION IMPROV	FROM US-1	TO W. DIXIE HWY	RAIL CAPACITY PROJECT	So. Florida Regional Transpor	A1-57
TR4335112	NE 203 STREET INTERSECTION IMPROVEMEN	FROM US-1	TO W. DIXIE HWY	RAIL CAPACITY PROJECT	So. Florida Regional Transpor	A1-58
TR4335113	NE 215 STREET INTERSECTION IMPROVEMEN	FROM US-1	TO W. DIXIE HWY	RAIL CAPACITY PROJECT	So. Florida Regional Transpor	A1-59
DT2512711	NORTH BEACH	FROM 63RD STREET	TO 75TH STREET LAP	BIKE PATH/TRAIL	Florida Department of Transp	A1-753
DT2512716	NORTH BEACH CORRIDOR -VARIOUS BIKE PAT			BIKE PATH/TRAIL	Florida Department of Transp	A1-289
PW000765	North Miami Avenue North of NW 143 Street			Bridge replacement (#874035)	MD Public Works and Waste	A5-38
PW0000461	North River Dr	SR 985/NW 107 Ave	NW 74 Ave	Widen North River Dr to include shoulders and improv	MD Public Works and Waste	A16-6
TA6	Northeast Transit Hub Enhancements			Passenger Facility Improvements	Miami-Dade Transit Agency	A11-17
PS0000121	NW 102 Avenue (West side)	NW 62 Street	NW 67 Street	2 lanes and 1/2 of turn lane	Private Sector	A8-3
PW000861	NW 104 Avenue and NW 33 Street			Traffic signal	MD Public Works and Waste	A16-6
PW671133A	NW 106 Street and NW S River Drive Culvert			Culvert	MD Public Works and Waste	A5-3
PW000850	NW 107 Avenue	NW 25 Street	NW 41 Street	Resurfacing	MD Public Works and Waste	A5-12
PW000851	NW 107 Avenue	NW 12 Street	NW 25 Street	Resurfacing	MD Public Works and Waste	A5-12
PW000853	NW 107 Avenue and NW 12 Street			Intersection improvement	MD Public Works and Waste	A5-14
PW000651	NW 107 Avenue and NW 122 Street			New flyover ramp (2 lanes)	MD Public Works and Waste	A5-3

INDEX - 2016 TIP

MPO Proj. No.	FACILITY	From / Location	To / Location	TYPE OF WORK	RESPONSIBLE AGENCY	Page #
PW000856	NW 107 Avenue and NW 41 Street			Intersection improvement	MD Public Works and Waste	A5-15
PW000857	NW 107 Avenue and NW 58 Street			Intersection improvement	MD Public Works and Waste	A5-16
PW000745	NW 117 Avenue and NW 25 Street			Traffic signal	MD Public Works and Waste	A16-10
PW000794	NW 119 Street	NW 60 Avenue	NW 42 Avenue	Resurfacing	MD Public Works and Waste	A5-103
PW0000451	NW 12 St		SR 973/NW 87 Ave	Signal Improvements	MD Public Works and Waste	A16-6
PS0000014	NW 122 Avenue	NW 25 Street	NW 41 Street	New construction: 2 lanes	Private Sector	A8-1
PW000008	NW 154 St/Miami Lakes Blvd	SR 973/NW 87 Ave	NW 67 Ave	Congestion Management	MD Public Works and Waste	A16-4
PW000810	NW 173 Drive	NW 52 Avenue	NW 57 Avenue	Resurfacing	MD Public Works and Waste	A5-41
PW000809	NW 173 Street	NW 47 Avenue	NW 52 Avenue	Resurfacing	MD Public Works and Waste	A5-40
PW000808	NW 191 Street West of NW 37 Avenue			Bridge replacement (#874017)	MD Public Works and Waste	A5-40
PW000812	NW 199 Street	NW 2 Avenue	NE 2 Avenue	Resurfacing	MD Public Works and Waste	A5-42
PW0000361	NW 20 St	SR 9/NW 27 Ave	I 95	Roadway Infrastructure Improvements	MD Public Works and Waste	A16-5
PW000760	NW 20 Street	NW 12 Avenue	NW 7 Avenue	Resurfacing	MD Public Works and Waste	A5-23
PW000868	NW 20 Street	NW 22 Avenue	NW 17 Avenue	Resurfacing	MD Public Works and Waste	A5-29
PW000869	NW 22 Avenue	NW 20 Street	NW 36 Street	Resurfacing	MD Public Works and Waste	A5-30
PW000902	NW 22 Avenue	From NW 7 Street	To NW 20 Street	Resurfacing	MD Public Works and Waste	A5-31
PW100007	NW 22 Avenue & NW 111 Street	Intersection		Intersection renovation: reposition of median	MD Public Works and Waste	A16-9
PW000852	NW 25 Street	NW 117 Avenue	NW 87 Avenue	Study	MD Public Works and Waste	A5-13
PS0000110	NW 25 Street (South side)	NW 127 Avenue	NW 132 Place	2 lanes of 4 lanes divided	Private Sector	A8-3
PW000761	NW 30 Avenue and NW 11 Street			Intersection improvement	MD Public Works and Waste	A5-26
PW1000025	NW 32 Avenue & NW 119 Street	Intersection		Extension: left turn lane	MD Public Works and Waste	A16-9
PW000817	NW 32 Avenue and NW 157 Street			Intersection improvement	MD Public Works and Waste	A16-5
PW000766	NW 32 Avenue North of NW 151 Street			Bridge replacement (#874032)	MD Public Works and Waste	A5-39
DT4261131	NW 34 AVENUE OVER COMFORT CANAL (CITY			BRIDGE REPLACEMENT	Florida Department of Transp	A1-447
PW000788	NW 36 Street and NW 87 Avenue			Resurfacing	MD Public Works and Waste	A5-4
PW000304a	NW 37 Avenue	North River Drive	NW 79 Street	Widening: 2 to 5 lanes	MD Public Works and Waste	A7-2
PW000811	NW 37 Avenue	NW 199 Street	NW 213 Terrace	Resurfacing	MD Public Works and Waste	A5-41
PW000818	NW 37 Avenue and NW 215 Street			Traffic signal	MD Public Works and Waste	A16-5
PW000858	NW 40 Street and NW 57 Avenue			Intersection improvement	MD Public Works and Waste	A5-16
PW0000291	NW 41 St & NW 97 AV			Congestion Management	MD Public Works and Waste	A16-5
PW000848	NW 41 Street	NW 104 Avenue	NW 93 Avenue	Resurfacing	MD Public Works and Waste	A5-11
PW000849	NW 41 Street and NW 114 Avenue			Resurfacing	MD Public Works and Waste	A5-11
PW000007	NW 58 St	SR 985/NW 107 Ave	SR 826/ Palmetto Expwy	Congestion Management	MD Public Works and Waste	A16-3
PW000744	NW 58 Street	NW 97 Avenue	SR 826	Road reconstruction	MD Public Works and Waste	A5-1
PW000847	NW 58 Street	NW 117 Avenue	NW 97 Avenue	Resurfacing	MD Public Works and Waste	A5-10

INDEX - 2016 TIP

MPO Proj. No.	FACILITY	From / Location	To / Location	TYPE OF WORK	RESPONSIBLE AGENCY	Page #
PW000789	NW 58 Street and NW 114 Avenue			Resurfacing	MD Public Works and Waste	A5-4
DT4367931	NW 62ND STREET	RAILROAD SAFETY IMPROVEMENT	@ RAILROAD XING #6283	RAIL SAFETY PROJECT	So. Florida Regional Transpor	A1-724
PS0000120	NW 66 Street	NW 102 Avenue	NW 107 Avenue	Full Improvement	Private Sector	A8-3
PW000816	NW 67 Avenue and NW 169 Street			Intersection improvement	MD Public Works and Waste	A5-44
PW1000008	NW 7 Avenue & NW 119 Street	Intersection		Intersection renovation: reposition of median	MD Public Works and Waste	A16-6
PW000793	NW 71 Street	NW 32 Avenue	NW 27 Avenue	Resurfacing	MD Public Works and Waste	A5-103
DT4326394	NW 74 STREET	FROM SR 826/PALMETTO XWAY	TO SR 27/OKEECHOBEE	TRANSPORTATION PLANNING	Florida Department of Transp	A1-777
PW20040355	NW 74 Street	HEFT	SR 826 (Palmetto)	New 6 lanes	MD Public Works and Waste	A7-14
PW1000016	NW 77 Court & NW 154 Street	Intersection		New Construction: left turn lane	MD Public Works and Waste	A16-7
PW000854	NW 79 Avenue and NW 36 Street			Intersection improvement	MD Public Works and Waste	A5-14
TA0000038	NW 7th Avenue and NW 62nd Street Passenger Ac	NW 7 Avenue/NW 62 Street		Construct New and improve existing Passenger Activi	Miami-Dade Transit Agency	A11-2
PW20040390	NW 87 Avenue	NW 154 Street	NW 186 Street	Widening: 2 to 4 lanes	MD Public Works and Waste	A7-15
PW000862	NW 89 Avenue and NW 93 Street			Widen to 3 lanes	MD Public Works and Waste	A5-18
DT4367811	NW 89TH AVENUE FEC RAILROAD CROSSING #			RAIL SAFETY PROJECT	Florida Department of Transp	A1-723
PW0000110	NW 97 Avenue	NW 138 Street	NW 154 Street	New 4 lanes	MD Public Works and Waste	A5-37
PW000746	NW 97 Avenue	NW 70 Street	NW 74 Street	New 4 lanes	MD Public Works and Waste	A5-1
PW000751	NW 97 Avenue	NW 58 Street	NW 70 Street	Widen to 4 lanes	MD Public Works and Waste	A5-2
PW000860	NW 97 Avenue	NW 52 Street	NW 58 Street	Widen to 4 lanes	MD Public Works and Waste	A5-2
PW000867	NW Blue Lagoon Drive	NW 57 Avenue	Dead end (East)	Resurfacing	MD Public Works and Waste	A5-13
PW000870	NW South River Drive	NW 31 Street	Tamiami Swing Bridge	Widen to 3 lanes	MD Public Works and Waste	A5-30
PW000006	Old Cutler Rd	SW 216 Street	SW 37 Ave	Congestion Management	MD Public Works and Waste	A16-3
PW000441	Old Cutler Road	SW 97 Avenue	SW 87 Avenue	Curb & Gutter, Traffic Operational Improv.	MD Public Works and Waste	A7-9
DT2512656	OLD CUTLER TRAIL	FROM SW 136 ST/SW 63 AVE	TO CARTAGENA PLAZA	BIKE PATH/TRAIL	Florida Department of Transp	A1-285
MU000056	One-waying of South Beach Local Streets			Capacity improvements	City of Miami Beach	A16-1
APP266A	Opa locka Executive Airport Taxiway Repair	Opa-Locka Executive Airport		Rehabilitate Taxiway	Miami-Dade Aviation Departm	A9-16
AP4292681	OPA LOCKA EXECUTIVE OPF TAXIWAY REPAIR			AVIATION PRESERVATION PROJECT	Miami-Dade Aviation Departm	A1-13
APV010A	OPF Internal Perimeter Road System	Opa-locka Airport		Road improvements	Miami-Dade Aviation Departm	A9-3
APK036A	OPF Rehab Apron Pavement	Opa Locka Executive Airport	Areas of Bldg 101,102,103	Apron: Construct Apron (Standards)	Miami-Dade Aviation Departm	A9-16
DT4209172	OVERTOWN GREENWAY ALONG NW 11 ST	FROM NW 7 AVE	TO E OF NW 12 AVE	BIKE PATH/TRAIL	Florida Department of Transp	A1-405
DT4209171	OVERTOWN GREENWAY BETWEEN NW 3RD A			BIKE PATH/TRAIL	City of Miami	A1-404
PW000792	Palmer Lake Bridge			Bridge replacement (#874134)	MD Public Works and Waste	A5-30
PW000865	Palmer Lake Bridge			Bridge replacement (#874134)	MD Public Works and Waste	A5-28
TA3	Park and Ride Facility at Quail Roost Drive	SW 184th Street & Busway		Construction of transit center with park and ride	Miami-Dade Transit Agency	A11-9
TA0000054	Park and Ride Lot Kendall Drive			Construction of 180 Parking spaces in the Park & Rid	Miami-Dade Transit Agency	A11-3
PW000021	Pavement Markings Contract				MD Public Works and Waste	A4-2

INDEX - 2016 TIP

MPO Proj. No.	FACILITY	From / Location	To / Location	TYPE OF WORK	RESPONSIBLE AGENCY	Page #
PW000107	Pavement Markings Crew				MD Public Works and Waste	A4-5
TP4233721	PD&E WIDEN HEFT	FROM CAMPBELL DRIVE	TO US 1	PD&E/EMO STUDY	Turnpike Enterprise	A2-14
DT4292712	PERIMETER ROAD	FROM NW 57 AVENUE	TO NW 18 STREET	PD&E/EMO STUDY	Florida Department of Transp	A1-508
DT4370481	PILOT PROJECT FOR WETLAND MITIGATION			ENVIRONMENTAL TEST/MITIGATE	Florida Department of Transp	A1-730
PW000797	Pine Tree Drive and La Gorce Drive	51 Street	63 Street	Road reconstruction	MD Public Works and Waste	A5-96
PW000798	Pine Tree Drive and La Gorce Drive			Traffic circle	MD Public Works and Waste	A5-97
PW000781	Pine Tree Drive and W 30 Street			Intersection improvement	MD Public Works and Waste	A5-96
DT4280441	PLEMO OPERATING FUND NON-PROJECT SPE			TRANSPORTATION PLANNING	Florida Department of Transp	A1-803
PW000705	Ponce de Leon Boulevard	Salamanca Avenue	Antiquera Avenue	4 to 4 lanes with left turn bays	MD Public Works and Waste	A5-88
SP2544522	PORT OF MIAMI SOUTH FISHERMAN'S CHANNE			SEAPORT CAPACITY PROJECT	Miami-Dade Seaport Departm	A10-3
DT2511561	PORT OF MIAMI TUNNEL	FROM PORT OF MIAMI	TO SR 836/I-395	MISCELLANEOUS STRUCTURE	Florida Department of Transp	A1-277
DT2511562	PORT OF MIAMI TUNNEL	FROM PORT OF MIAMI	TO SR836/I-395	NEW ROAD CONSTRUCTION	Florida Department of Transp	A1-278
DT2511563	PORT OF MIAMI TUNNEL	FROM PORT OF MIAMI	TO SR 836/I-395	NEW ROAD CONSTRUCTION	Florida Department of Transp	A1-281
DT2511564	PORT OF MIAMI TUNNEL MIAMI-DADE COUNTY			FUNDING ACTION	Florida Department of Transp	A1-281
SP4311261	PORT OF MIAMI, PORT OF MIAMI (POM) POST P			SEAPORT CAPACITY PROJECT	Miami-Dade Seaport Departm	A1-63
DT4366161	PROS AND UNIVERSITY OF MIAMI BIKESAFE P			PUBLIC INFORMATION/EDUCATION	Miami-Dade County Parks &	A1-810
PW000303	PTP Neighborhood Improvements				MD Public Works and Waste	A7-1
PW000305	PTP Neighborhood Improvements				MD Public Works and Waste	A7-2
PW000309	PTP Neighborhood Improvements				MD Public Works and Waste	A7-3
PW000310	PTP Neighborhood Improvements				MD Public Works and Waste	A7-4
PW000311	PTP Neighborhood Improvements				MD Public Works and Waste	A7-5
PW000314	PTP Neighborhood Improvements				MD Public Works and Waste	A7-6
PW000319	PTP Neighborhood Improvements				MD Public Works and Waste	A7-7
PW000320	PTP Neighborhood Improvements				MD Public Works and Waste	A7-9
PW000322	PTP Neighborhood Improvements				MD Public Works and Waste	A7-11
PW000323	PTP Neighborhood Improvements				MD Public Works and Waste	A7-12
PW000325	PTP Neighborhood Improvements				MD Public Works and Waste	A7-13
PW000327	PTP Neighborhood Improvements				MD Public Works and Waste	A7-14
PW000329	PTP Neighborhood Improvements				MD Public Works and Waste	A7-15
DT4114631	PUBLIC INVOLV. CONS. FOR PALMETTO EXPY,			INTERCHANGE IMPROVEMENT	Florida Department of Transp	A1-756
TA0000051	Public Transportation Security Projects	Countywide		Acquire capital equipment, design and construct secu	Miami-Dade Transit Agency	A11-3
PW000878	PWWM Traffic Sign and Signals Division			Traffic signal timing optimization	MD Public Works and Waste	A16-11
TR4364691	QUIET ZONE/SAFETY IMPROVEMENTS FEC CR			RAIL SAFETY PROJECT	So. Florida Regional Transpor	A1-60
TA0000022	Rail Vehicle Replacement	Lehman Center		Replacement of existing rail cars	Miami-Dade Transit Agency	A11-1
PW000022	Railroad Improvements				MD Public Works and Waste	A4-2

INDEX - 2016 TIP

MPO Proj. No.	FACILITY	From / Location	To / Location	TYPE OF WORK	RESPONSIBLE AGENCY	Page #
TP4311001	RESURFACE HEFT	FROM MP 33.2 TO MP 38.7 (SB)	& MP 33.2 TO MP 40.15 (N)	RESURFACING	Turnpike Enterprise	A2-13
PW000034	Resurfacing			Paving, widening, drainage, striping	MD Public Works and Waste	A5-20
PW000040	Resurfacing			Paving, widening, drainage, striping	MD Public Works and Waste	A5-33
PW000045	Resurfacing			Paving, widening, drainage, striping	MD Public Works and Waste	A5-47
PW000055	Resurfacing			Paving, widening, drainage, striping	MD Public Works and Waste	A5-76
PW000060	Resurfacing			Paving, widening, drainage, striping	MD Public Works and Waste	A5-85
PW000072	Resurfacing			Paving, widening, drainage, striping	MD Public Works and Waste	A5-106
PW000078	Resurfacing			Paving, widening, drainage, striping	MD Public Works and Waste	A5-51
PW000081	Resurfacing			Paving, widening, drainage, striping	MD Public Works and Waste	A5-92
PW000085	Resurfacing			Paving, widening, drainage, striping	MD Public Works and Waste	A5-99
PW000333	Reversible Flow Lanes	at major thoroughfares		Variable reverse flow lanes	MD Public Works and Waste	A7-16
PW000305a	Right-of-Way			Right-of-Way	MD Public Works and Waste	A7-2
PW000320a	Right-of-Way			Right-of-Way	MD Public Works and Waste	A7-9
PW000322a	Right-of-Way			Right-of-Way	MD Public Works and Waste	A7-11
PW000502	Right-of-Way			Right-of-Way acquisition for construction projects	MD Public Works and Waste	A5-21
PW000504	Right-of-Way			Right-of-Way acquisition for construction projects	MD Public Works and Waste	A5-35
PW000505	Right-of-Way			Right-of-Way acquisition for construction projects	MD Public Works and Waste	A5-49
PW000507	Right-of-Way			Right-of-Way acquisition for construction projects	MD Public Works and Waste	A5-53
PW000512	Right-of-Way			Right-of-Way acquisition for construction projects	MD Public Works and Waste	A5-77
PW000516	Right-of-Way			Right-of-Way acquisition for construction projects	MD Public Works and Waste	A5-87
PW000519	Right-of-Way			Right-of-Way acquisition for construction projects	MD Public Works and Waste	A5-93
PW000520	Right-of-Way			Right-of-Way acquisition for construction projects	MD Public Works and Waste	A5-100
PW000521	Right-of-Way			Right-of-Way acquisition for construction projects	MD Public Works and Waste	A5-107
PW000113	Road & Bridge Emergency Bridge Repairs/Imprv./P				MD Public Works and Waste	A4-6
PW0000151	S Bayshore Dr & SW 17 AV			Congestion Management	MD Public Works and Waste	A16-4
DT4334541	S.W. 168TH STREET	AT SW 197 AVENUE		INTERSECTION IMPROVEMENT	Florida Department of Transp	A1-619
DT4213571	S.W. 320 STREET	FROM S.W. 187 AVENUE	TO FLAGLER AVENUE	ADD TURN LANE(S)	Florida Department of Transp	A1-406
DT4258571	SAFE RTS. TO SCHOOL	CARIBBEAN, S.POINTE, S. MIAMI HE		PEDESTRIAN SAFETY IMPROVEMENT	Florida Department of Transp	A1-768
DT4258572	SAFE RTS. TO SCHOOL	MIAMI LAKES ELEM SCHOOL		PEDESTRIAN SAFETY IMPROVEMENT	Florida Department of Transp	A1-440
DT4282111	SAFE RTS. TO SCHOOL	CORAL WY, DEVONAIRE K-8; MAYA		PEDESTRIAN SAFETY IMPROVEMENT	Florida Department of Transp	A1-771
DT4334431	SAFE RTS. TO SCHOOL	P.R.MILLER;N.HIALEAH;OAK GROVE		PEDESTRIAN SAFETY IMPROVEMENT	Florida Department of Transp	A1-616
DT4334441	SAFE RTS. TO SCHOOL	J.MCCRARY;T.L'OUVERTURE; KENS		PEDESTRIAN SAFETY IMPROVEMENT	Florida Department of Transp	A1-617
DT4354781	SAFE RTS. TO SCHOOL	N. BEACH ELEMENTARY & NAUTILU		PEDESTRIAN SAFETY IMPROVEMENT	Florida Department of Transp	A1-663
DT4354791	SAFE RTS. TO SCHOOL	FEINBERG-FISHER K-8 CENTR		PEDESTRIAN SAFETY IMPROVEMENT	Florida Department of Transp	A1-664
DT4354801	SAFE RTS. TO SCHOOL	HIALEAH GARDNS ELEMENTARY		PEDESTRIAN SAFETY IMPROVEMENT	Florida Department of Transp	A1-665

INDEX - 2016 TIP

MPO Proj. No.	FACILITY	From / Location	To / Location	TYPE OF WORK	RESPONSIBLE AGENCY	Page #
DT4354811	SAFE RTS. TO SCHOOL	KINLOCH PARK ELEMENTARY & MI		PEDESTRIAN SAFETY IMPROVEMENT	Miami-Dade County Public W	A1-666
DT4366031	SAFE RTS. TO SCHOOL	WALK SAFE EDUCATIONAL COMPO		PEDESTRIAN SAFETY IMPROVEMENT	Miami-Dade County	A1-713
DT4369391	SAFE RTS. TO SCHOOL	CUTLER BAY ACADEMY OF ADVAN		PEDESTRIAN SAFETY IMPROVEMENT	Town of Cutler Bay	A1-727
DT4369401	SAFE RTS. TO SCHOOL	CITRUS GROVE; FAIRLAWN; SHENA		PEDESTRIAN SAFETY IMPROVEMENT	Miami-Dade County Public W	A1-728
DT4369411	SAFE RTS. TO SCHOOL	JMS BRIGHT/JW JHNSN; MORNINGS		PEDESTRIAN SAFETY IMPROVEMENT	Miami-Dade County Public W	A1-729
DT4282101	SAFE RTS. TO SCHOOL (GRADES K-8)	VARIOUS SCHOOLS/LOCATIONS		PEDESTRIAN SAFETY IMPROVEMENT	Florida Department of Transp	A1-770
DT4315071	SAFE RTS. TO SCHOOL INFRASTRUCTURE PRI	CORAL REEF ELEMENTARY		PEDESTRIAN SAFETY IMPROVEMENT	Florida Department of Transp	A1-582
DT4314991	SAFE RTS. TO SCHOOL INFRASTRUCTURE PR	BISCAYNE SCHOOL		PEDESTRIAN SAFETY IMPROVEMENT	Florida Department of Transp	A1-580
DT4315031	SAFE RTS. TO SCHOOL INFRASTRUCTURE PR	PERRINE ELEMENTARY SCHOOL		PEDESTRIAN SAFETY IMPROVEMENT	Florida Department of Transp	A1-581
DT4317511	SAFE RTS. TO SCHOOL NON-INFRASTRUCTUR	WALK SAFE PROGRAM		PEDESTRIAN SAFETY IMPROVEMENT	Florida Department of Transp	A1-772
PW000027	Safety Lighting				MD Public Works and Waste	A4-3
PW000440	School Flashing Signals				MD Public Works and Waste	A7-17
DT2501131	SERVICE PATROLS SR 826/PALMETTO XWAY			SERVICE PATROL/FHP	Florida Department of Transp	A1-209
DT2501132	SERVICE PATROLS SR 93/I-75			ITS FREEWAY MANAGEMENT	Florida Department of Transp	A1-210
SP647720	Sewer Upgrades at various locations	Dante B. Fascell PORTMIAMI	Various locations	Sewer Upgrades	Miami-Dade Seaport Departm	A10-6
RE4294871	SFRTA	FROM HIALEAH MARKET TRI- RAIL	TO MIC	RAIL CAPACITY PROJECT	Florida Department of Transp	A1-1
TR0000002	SFRTA			Heavy Maintenance	So. Florida Regional Transpor	A12-3
TR0000004	SFRTA	Regionwide Project		Rail Capacity Project	So. Florida Regional Transpor	A12-3
TR0000006	SFRTA	Regionwide Project		SFRTA Preventative Maintenance	So. Florida Regional Transpor	A12-4
TR0000008	SFRTA	Regionwide Project		Planning & Capital Development	So. Florida Regional Transpor	A12-4
TR0000009	SFRTA	Regionwide Project		General Engineering Consultants	So. Florida Regional Transpor	A12-4
TR0000011	SFRTA	Miami-Dade		Hialeah Yard Improvements	So. Florida Regional Transpor	A12-1
TR0000014	SFRTA	Regionwide Project		TOD	So. Florida Regional Transpor	A12-1
TR0000015	SFRTA	Miami Dade		Park and Ride Lots	So. Florida Regional Transpor	A12-1
TR0000016	SFRTA	Miami-Dade		Station Improvements	So. Florida Regional Transpor	A12-2
TR0000019	SFRTA	From Hialeah Market Tri Rail Station	To Miami Intermodal Center	Rail Capacity Project	So. Florida Regional Transpor	A12-2
TR4163991	SFRTA - METRORAIL/ TRI-RAIL TRANSFER STA			RAIL CAPACITY PROJECT	So. Florida Regional Transpor	A1-37
TA4224222	SFRTA METRORAIL TRI-RAIL 79 STREET TRAN			RAIL SAFETY PROJECT	Miami-Dade Transit Agency	A1-91
TR4187422	SFRTA METRORAIL TRI-RAIL 79 STREET TRAN			RAIL SAFETY PROJECT	So. Florida Regional Transpor	A1-56
TR4224222	SFRTA METRORAIL TRI-RAIL 79 STREET TRAN			RAIL SAFETY PROJECT	So. Florida Regional Transpor	A1-38
TR4163992	SFRTA METRORAIL TRI-RAIL 79TH STREET TR			INTERMODAL HUB CAPACITY	So. Florida Regional Transpor	A1-37
DT4367541	SNAKE CREEK TRAIL UNDERPASS PRELIMINA			PEDESTRIAN/WILDLIFE UNDERPASS	Florida Department of Transp	A1-722
PW000754	Snapper Creek Drive West of SW 107 Avenue			Bridge replacement (#874436)	MD Public Works and Waste	A5-6
PW0000106	South Bayshore Drive	Darwin Street	Mercy Way	Roadway improvements, drainage, watermain installa	MD Public Works and Waste	A5-24
PW000315a	South Bayshore Drive	Darwin Street	Mercy Way	Roadway Improvements, Drainage	MD Public Works and Waste	A7-7

INDEX - 2016 TIP

MPO Proj. No.	FACILITY	From / Location	To / Location	TYPE OF WORK	RESPONSIBLE AGENCY	Page #
DT2512651	SOUTH DADE GREENWAYS NETWORK			BIKE PATH/TRAIL	Florida Department of Transp	A1-282
TA4162222	SOUTH FL VANPOOL - FTA 5307 & STATE TRAN			COMMUTER TRANS. ASSISTANCE	Miami-Dade Transit Agency	A1-72
TA4162223	SOUTH FL VANPOOL - FTA 5307 & STATE TRAN			COMMUTER TRANS. ASSISTANCE	Miami-Dade Transit Agency	A11-9
TA4222421	SOUTH FLA COMMUTER SERVICES IN MIAMI-D			COMMUTER TRANS. ASSISTANCE	Miami-Dade Transit Agency	A1-90
TA4222422	SOUTH FLA COMMUTER SERVICES IN MIAMI-D			COMMUTER TRANS. ASSISTANCE	Miami-Dade Transit Agency	A1-90
TA4222391	SOUTH FLA COMMUTER SERVICES IN MIAMI-D			COMMUTER TRANS. ASSISTANCE	Miami-Dade Transit Agency	A1-87
TA4222392	SOUTH FLA COMMUTER SERVICES IN MIAMI-D			COMMUTER TRANS. ASSISTANCE	Miami-Dade Transit Agency	A1-88
TA4222393	SOUTH FLA COMMUTER SERVICES IN MIAMI-D			COMMUTER TRANS. ASSISTANCE	Miami-Dade Transit Agency	A1-89
TA4204522	SOUTH FLA COMMUTER SERVICES IN MIAMI-D			COMMUTER TRANS. ASSISTANCE	Miami-Dade Transit Agency	A1-80
TA4204521	SOUTH FLA COMMUTER SERVICES IN MIAMI-D			COMMUTER TRANS. ASSISTANCE	Miami-Dade Transit Agency	A1-79
TA4204623	SOUTH FLA COMMUTER SERVICES IN MIAMI-D			COMMUTER TRANS. ASSISTANCE	Miami-Dade Transit Agency	A1-82
TA4204624	SOUTH FLA COMMUTER SERVICES IN MIAMI-D			COMMUTER TRANS. ASSISTANCE	Miami-Dade Transit Agency	A1-82
TA4204627	SOUTH FLA COMMUTER SERVICES IN MIAMI-D			COMMUTER TRANS. ASSISTANCE	Miami-Dade Transit Agency	A1-84
TA4204628	SOUTH FLA COMMUTER SERVICES IN MIAMI-D			COMMUTER TRANS. ASSISTANCE	Miami-Dade Transit Agency	A1-84
TA4145361	SOUTH FLA VANPOOL MIAMI-DADE COUNTY M			COMMUTER TRANS. ASSISTANCE	Miami-Dade Transit Agency	A1-70
TA4145362	SOUTH FLA VANPOOL MIAMI-DADE COUNTY M			COMMUTER TRANS. ASSISTANCE	Miami-Dade Transit Agency	A1-71
DT4346921	SOUTH MIAMI AVENUE	FROM SW 10 STREET	TO SW 9 STREET	ROAD RECONST/REPAIR/OVERLAY	City of Miami	A1-638
PW000728	South Miami Avenue	15 Road	5 Street	Roadway improvements	MD Public Works and Waste	A4-8
PW000762	South Miami Avenue and South 10 Street			Traffic signal	MD Public Works and Waste	A16-4
PW000720	South Miami Avenue Area Study	5 Street	15 Road	Study	MD Public Works and Waste	A5-25
TA0000050	South Miami Dade Busway ADA Improvements	Dadeland South Metrorail Station	SW 200th Street	ADA Accessibility	Miami-Dade Transit Agency	A11-3
PW000115	SouthCom Pedestrian Bridge			Pedestrian bridge relocation (#879990)	MD Public Works and Waste	A4-7
PW000104	Special Taxing District				MD Public Works and Waste	A4-4
XA11209	SR 112 Infrastructure Modifications for Open Road	NW 22nd Street	NW 12th Avenue	Infrastructure Modifications for Open Road Tolling	Miami-Dade Expressway Auth	A3-1
DT4347781	SR 112/ARTHUR GODFRY	FROM ALTON ROAD	TO WEST OF PINE TREE	INTERSECTION IMPROVEMENT	Florida Department of Transp	A1-647
DT4358431	SR 112/I-195 FRONTAGE RD/RAMP EXTENSN (NEW ROAD CONSTRUCTION	Florida Department of Transp	A1-679
DT4365331	SR 112/JULIA TUTTLE CAUSEWAY/I-195 OVER			BRIDGE-REPAIR/REHABILITATION	Florida Department of Transp	A1-705
DT4367801	SR 25 / NW 36TH STREET	RAILROAD SAFETY IMPROVEMENT	@ RAILROAD XING #6283	RAIL SAFETY PROJECT	So. Florida Regional Transpor	A1-723
DT4291591	SR 25/NW 36 STREET	FROM EAST OF NW 17 AVENUE	TO WEST OF NW 7 AVEN	RESURFACING	Florida Department of Transp	A1-498
DT4293431	SR 25/NW 36 STREET	FROM OKEECHOBEE ROAD	TO NW 23 AVENUE	RESURFACING	Florida Department of Transp	A1-519
DT4293432	SR 25/NW 36 STREET	AT NW 27 AVENUE		INTERSECTION IMPROVEMENT	Florida Department of Transp	A1-520
DT2501052	SR 25/OKEECHOBEE RD	FROM SR 826/PALMETTO XWAY	TO EAST OF WEST 12 AV	ADD LANES & RECONSTRUCT	Florida Department of Transp	A1-206
DT4232512	SR 25/OKEECHOBEE RD	FROM WEST OF KROME AVENUE	TO EAST OF NW 117 AVE	WIDEN/RESURFACE EXIST LANES	Florida Department of Transp	A1-418
DT4232513	SR 25/OKEECHOBEE RD	FROM EAST OF NW 87 AVE	TO NW 79 AVE (CONCRE	ADD LANES & RECONSTRUCT	Florida Department of Transp	A1-419
DT4232514	SR 25/OKEECHOBEE RD	FROM E. OF NW 116 WAY	TO E. OF NW 87 AVE (CO	RIGID PAVEMENT RECONSTRUCTION	Florida Department of Transp	A1-420

INDEX - 2016 TIP

MPO Proj. No.	FACILITY	From / Location	To / Location	TYPE OF WORK	RESPONSIBLE AGENCY	Page #
DT4232515	SR 25/OKEECHOBEE RD	FROM E. OF NW 107 AVE	TO E. OF NW 116 WAY (C	RIGID PAVEMENT RECONSTRUCTION	Florida Department of Transp	A1-421
DT4232516	SR 25/OKEECHOBEE RD	FROM E. OF NW 117 AVE	TO E. OF NW 107 AVE (C	WIDEN/RESURFACE EXIST LANES	Florida Department of Transp	A1-422
DT4338181	SR 25/OKEECHOBEE RD	AT W 18TH AVENUE INTERSECTION		INTERSECTION IMPROVEMENT	Florida Department of Transp	A1-630
DT4363131	SR 25/OKEECHOBEE RD	FROM NW 186 STREET	TO NW 170 STREET	INTERSECTION IMPROVEMENT	Florida Department of Transp	A1-689
DT2501051	SR 25/OKEECHOBEE RD.	FROM EAST OF W. 12TH AVE	TO WEST 19TH STREET	ADD LANES & RECONSTRUCT	Florida Department of Transp	A1-205
DT2501053	SR 25/OKEECHOBEE RD.	AT METRORAIL CROSSING		FIXED GUIDEWAY IMPROVEMENTS	Florida Department of Transp	A1-207
DT2501054	SR 25/OKEECHOBEE RD.	FROM EAST OF W. 12 AVENUE	TO WEST 19TH STREET	LANDSCAPING	Florida Department of Transp	A1-208
DT4232511	SR 25/OKEECHOBEE RD.	FROM SR 997/KROME AVENUE	TO NW 79TH AVENUE	PD&E/EMO STUDY	Florida Department of Transp	A1-417
DT4259792	SR 25/OKEECHOBEE RD.	FROM W OF SE 7 AVENUE	TO N OF NW 36 STREET	RESURFACING	Florida Department of Transp	A1-446
DT4348101	SR 25/OKEECHOBEE RD.	AT WEST 12TH AVENUE		INTERSECTION IMPROVEMENT	Florida Department of Transp	A1-648
DT4365651	SR 25/OKEECHOBEE RD. & SR 826/PALMETTO			PD&E/EMO STUDY	Florida Department of Transp	A1-712
DT4056154	SR 25/OKEECHOBEE ROAD AND SR 932/NW 10	AT NW 87 AVENUE		ADD TURN LANES(S)	Florida Department of Transp	A1-317
DT4291592	SR 25/US-27/NE 36 ST	FROM N MIAMI AVENUE	TO E OF NE 5 AVENUE	RESURFACING - RIDE ONLY	Florida Department of Transp	A1-499
DT4146243	SR 5/BISCAYNE BLVD	FROM N. OF NE 196TH STREET	TO N. OF NE 213TH STRE	RESURFACING	Florida Department of Transp	A1-357
DT4305881	SR 5/BISCAYNE BLVD	FROM NE 50TH TERRACE	TO NE 87 STREET	PEDESTRIAN SAFETY IMPROVEMENT	Florida Department of Transp	A1-540
DT4305882	SR 5/BISCAYNE BLVD	FROM S OF NE 76 STREET	TO S OF NE 87 STREET	RESURFACING - RIDE ONLY	Florida Department of Transp	A1-541
DT4307681	SR 5/BISCAYNE BLVD	AT NE 199, 203, 205, 209 & 213 STRE		INTERSECTION IMPROVEMENT	Florida Department of Transp	A1-548
DT4308081	SR 5/BISCAYNE BLVD	FROM NE 151 STREET	TO NE 196 STREET	RESURFACING	Florida Department of Transp	A1-553
DT4330591	SR 5/BISCAYNE BLVD	FROM NE 13 STREET	TO NE 78 STREET	PEDESTRIAN SAFETY IMPROVEMENT	Florida Department of Transp	A1-605
DT4124739	SR 5/BISCAYNE BLVD.	FROM SE 3RD AVENUE	TO N OF SE 3RD STREET	RESURFACING	Florida Department of Transp	A1-348
DT4330592	SR 5/BISCAYNE BLVD.	FROM NE 32ND STREET	TO NE 38TH STREET	INTERSECTION IMPROVEMENT	Florida Department of Transp	A1-606
DT4124735	SR 5/BRICKELL AVE	FROM SE 5 STREET	TO SE 8 STREET	INTERSECTION IMPROVEMENT	Florida Department of Transp	A1-344
DT4124736	SR 5/BRICKELL AVE	FROM NE OF SE 5TH STREET	TO S OF BRICKELL AVE B	DRAINAGE IMPROVEMENTS	Florida Department of Transp	A1-345
DT4124731	SR 5/BRICKELL AVENUE	FROM S OF S.E. 25TH ROAD	TO S.E. 4TH STREET	RIGID PAVEMENT REHABILITATION	Florida Department of Transp	A1-342
DT4124732	SR 5/BRICKELL AVENUE	FROM S OF S.E. 25TH ROAD	TO S.E. 15TH ROAD	LIGHTING	Florida Department of Transp	A1-342
DT4124733	SR 5/BRICKELL AVENUE	FROM S OF SE 25 ROAD	TO BRICKELL BR (N OF S	ADV TRAVELER INFORMATION SYSTM	Florida Department of Transp	A1-343
DT4124737	SR 5/S.E. 2ND AVENUE	FROM S.E. 2ND STREET	TO S.E. 4TH STREET	RESURFACING	Florida Department of Transp	A1-346
DT4334551	SR 5/US-1	FROM SW 37 AVENUE	TO PONCE DE LEON	INTERSECTION IMPROVEMENT	Florida Department of Transp	A1-620
DT4334552	SR 5/US-1	AT RIVIERA DRIVE		INTERSECTION IMPROVEMENT	Florida Department of Transp	A1-622
DT4334851	SR 5/US-1	AT GRAND AVENUE		INTERSECTION IMPROVEMENT	Florida Department of Transp	A1-623
DT4334891	SR 5/US-1	AT SW 104 STREET		INTERSECTION IMPROVEMENT	Florida Department of Transp	A1-624
DT4334901	SR 5/US-1	FROM SANTONA STREET	TO EAST OF GRANADA B	INTERSECTION IMPROVEMENT	Florida Department of Transp	A1-625
DT4365401	SR 5/US-1 OVER CORAL GABLES CANAL BRIDG			BRIDGE - PAINTING	Florida Department of Transp	A1-711
DT4124738	SR 5/US-1/BRICKELL	FROM N OF SE 5 STREET	TO SE 3 AVENUE	RESURFACING	Florida Department of Transp	A1-347
DT4365271	SR 5/US-1/BRICKELL AVENUE OVER MIAMI RIV			BRIDGE - PAINTING	Florida Department of Transp	A1-701

INDEX - 2016 TIP

MPO Proj. No.	FACILITY	From / Location	To / Location	TYPE OF WORK	RESPONSIBLE AGENCY	Page #
DT4284871	SR 5/US-1/S. DIXIE	FROM N OF SW 168 STREET	TO SW 183 STREET/SB O	RESURFACING	Florida Department of Transp	A1-481
DT4284872	SR 5/US-1/S. DIXIE	FROM N OF SW 184 STREET	TO S OF SW 168 STREET	RESURFACING	Florida Department of Transp	A1-482
DT4348451	SR 5/US-1/S. DIXIE HIGHWAY	FROM SW 152 STREET	TO SR 9/I-95	TRANSPORTATION PLANNING	Florida Department of Transp	A1-649
DT4348452	SR 5/US-1/S. DIXIE HIGHWAY	FROM SE 8 STREET	TO NE 215 STREET	TRANSPORTATION PLANNING	Florida Department of Transp	A1-649
DT4364321	SR 5/US-1/S. DIXIE HIGHWAY	FROM SW 57 AVENUE	TO SW 80 STREET	LANDSCAPING	Florida Department of Transp	A1-696
DT4363121	SR 7/NW 2 AVENUE AT NW 199 STREET			INTERSECTION IMPROVEMENT	Florida Department of Transp	A1-688
DT4255981	SR 7/NW 7 AVENUE	FROM NW 8 STREET	TO NW 36 STREET	FLEXIBLE PAVEMENT RECONSTRUCT.	Florida Department of Transp	A1-438
DT4308171	SR 7/NW 7 AVENUE	FROM NW 36 STREET	TO N OF NW 78 STREET	RESURFACING	Florida Department of Transp	A1-558
DT4308172	SR 7/NW 7 AVENUE	FROM N OF NW 79 STREET	TO LITTLE RIVER DRIVE	RESURFACING	Florida Department of Transp	A1-559
DT4255982	SR 7/NW 7TH AVE	FROM NW 6TH STREET	TO NW 32ND STREET	INTERSECTION IMPROVEMENT	Florida Department of Transp	A1-439
DT4327421	SR 7/SW/NW 8 AVENUE	FROM SR 90/US 41/SW 8 ST	TO NW 3RD STREET	RESURFACING	Florida Department of Transp	A1-597
DT4327435	SR 817/NW 27 AVENUE	FROM NW 165 STREET	TO NW 171 STREET	INTERSECTION IMPROVEMENT	Florida Department of Transp	A1-601
DT2499417	SR 823/NW 57 AVE-N/B	FROM NW 202 ST/HONEY HILL	TO TPK EXIT NSIDE OF H	SIDEWALK	Florida Department of Transp	A1-189
DT2499411	SR 823/NW 57 AVENUE	FROM W. 46TH STREET	TO W. 53RD STREET	ADD LANES & RECONSTRUCT	Florida Department of Transp	A1-182
DT2499412	SR 823/NW 57 AVENUE	FROM WEST 19 STREET	TO WEST 23 STREET	ADD LANES & RECONSTRUCT	Florida Department of Transp	A1-183
DT2499413	SR 823/NW 57 AVENUE	FROM OKEECHOBEE ROAD	TO WEST 19TH ST.	ADD LANES & RECONSTRUCT	Florida Department of Transp	A1-184
DT2499414	SR 823/NW 57 AVENUE	FROM W 65 STREET	TO W 84TH STREET	ADD LANES & RECONSTRUCT	Florida Department of Transp	A1-186
DT2499415	SR 823/NW 57 AVENUE	FROM WEST 23 STREET	TO WEST 46 STREET	ADD LANES & RECONSTRUCT	Florida Department of Transp	A1-187
DT2499416	SR 823/NW 57 AVENUE	FROM W 53 STREET	TO W 65 STREET	ADD LANES & RECONSTRUCT	Florida Department of Transp	A1-189
DT4290141	SR 823/NW 57 AVENUE	AT NW 138 STREET INTERSECTION		INTERSECTION IMPROVEMENT	Florida Department of Transp	A1-484
DT4308031	SR 823/NW 57 AVENUE	FROM N OF SR916/NW 135 ST	TO S OF NW 186 STREET	RESURFACING	Florida Department of Transp	A1-551
DT4334251	SR 823/NW 57 AVENUE	FROM NW 183 ST/MIAMI GDNS	TO MIAMI-DADE/BROWR	LANDSCAPING	Florida Department of Transp	A1-615
DT4351731	SR 825/SW 137 AVENUE	FROM SR 90/SW 8 STREET	TO NW 12 STREET	LANDSCAPING	Florida Department of Transp	A1-660
XA83608	SR 826 / SR 836 Interchange Improvements	NW 82nd Avenue	SR 826 / SR 836 Interchan	Interchange Improvement	Miami-Dade Expressway Auth	A3-2
DT4326871	SR 826 and I-75	FROM FLAGLER ST TO NW 154 ST.	& I-75 FROM SR 826 TO N	ADD SPECIAL USE LANE	Florida Department of Transp	A1-591
DT4283588	SR 826 CONNECTOR AT GOLDEN GLADES INT			FLEXIBLE PAVEMENT RECONSTRUCT.	Florida Department of Transp	A1-478
DT4291341	SR 826/GGI INTERCHG	FROM SR 91/SE END OF BRDG	TO E OF NW 1ST AVENUE	RESURFACING	Florida Department of Transp	A1-492
DT4362121	SR 826/PALMETTO EXPRESSWAY FHP ENHAN			OTHER ITS	Florida Department of Transp	A1-684
DT4362071	SR 826/PALMETTO EXPRESSWAY INCIDENT M			OTHER ITS	Florida Department of Transp	A1-682
DT4365251	SR 826/PALMETTO EXPWY OVER INTRACOAST			BRIDGE-REPAIR/REHABILITATION	Florida Department of Transp	A1-699
DT2491121	SR 826/PALMETTO EXPY	FROM 2000FT S OF NW 25 ST	TO 2000FT N OF NW 25 S	ADD LANES & RECONSTRUCT	Florida Department of Transp	A1-133
DT2491122	SR 826/PALMETTO EXPY	FROM N.W. 14 STREET	TO N.W. 31 STREET	LANDSCAPING	Florida Department of Transp	A1-134
DT2495812	SR 826/PALMETTO EXPY	FROM S OF SW 2 STREET	TO NW 14 STREET	LANDSCAPING	Florida Department of Transp	A1-139
DT2499822	SR 826/PALMETTO EXPY	FROM N.W. 154 STREET	TO N.W. 62 AVENUE	LANDSCAPING	Florida Department of Transp	A1-194
DT4184231	SR 826/PALMETTO EXPY	FROM SR 93/I-75	TO GOLDEN GLADES INT	PD&E/EMO STUDY	Florida Department of Transp	A1-395

INDEX - 2016 TIP

MPO Proj. No.	FACILITY	From / Location	To / Location	TYPE OF WORK	RESPONSIBLE AGENCY	Page #
DT4184232	SR 826/PALMETTO EXPY	FROM NW 67 AVENUE	TO NW 47 AVENUE	ADD AUXILIARY LANE(S)	Florida Department of Transp	A1-396
DT4184233	SR 826/PALMETTO EXPY	FROM SR 836	TO SR 93/I-75	PD&E/EMO STUDY	Florida Department of Transp	A1-397
DT4184235	SR 826/PALMETTO EXPY	FROM NW 154 STREET	TO NW 17 AVENUE	ADD SPECIAL USE LANE	Florida Department of Transp	A1-398
DT4184236	SR 826/PALMETTO EXPY	FROM SR 968/W FLAGLER ST	TO NW 154 STREET	PD&E/EMO STUDY	Florida Department of Transp	A1-399
DT4308211	SR 826/PALMETTO EXPY	FROM N OF N.W. 12 AVENUE	TO S OF N.W. 7 AVENUE	RESURFACING	Florida Department of Transp	A1-560
DT4308212	SR 826/PALMETTO EXPY	FROM SR 878/SNAPPER CREEK	TO N OF SUNSET DRIVE	RESURFACING	Florida Department of Transp	A1-561
DT4326391	SR 826/PALMETTO EXPY	FROM US-1/S. DIXIE HWY	TO SR 836/DOLPHIN XWA	TRANSPORTATION PLANNING	Florida Department of Transp	A1-587
DT4326872	SR 826/PALMETTO EXPY	FROM SR 93/I-75	TO NW 154 STREET	RESURFACING	Florida Department of Transp	A1-592
DT4326873	SR 826/PALMETTO EXPY	FROM NW 31 STREET	TO FEC RAILROAD	LANDSCAPING	Florida Department of Transp	A1-593
DT4326874	SR 826/PALMETTO EXPY	FROM FEC RAILROAD	TO NW 154 STREET	LANDSCAPING	Florida Department of Transp	A1-594
DT4327431	SR 826/PALMETTO EXPY	FROM SR 5/US-1	TO N. OF SR 878/SNAPPE	RESURFACING	Florida Department of Transp	A1-598
DT4327432	SR 826/PALMETTO EXPY	FROM EAST OF NW 57 AVE	TO WEST OF NW 27 AVE	RESURFACING	Florida Department of Transp	A1-599
DT4327433	SR 826/PALMETTO EXPY	FROM WEST OF NW 27 AVE	TO WEST OF NW 17 AVE	RESURFACING	Florida Department of Transp	A1-600
DT4357601	SR 826/PALMETTO EXPY	FROM I-75	TO N.OF CANAL C-8 BRD	ADD LANES & RECONSTRUCT	Florida Department of Transp	A1-673
DT4357602	SR 826/PALMETTO EXPY	FROM N.OF CANAL C-8 BRDG(162S	TO E.OF NW 67 AVE	ADD LANES & RECONSTRUCT	Florida Department of Transp	A1-674
DT4357603	SR 826/PALMETTO EXPY	FROM E. OF NW 67 AVE	TO E. OF NW 57 AVE	ADD LANES & RECONSTRUCT	Florida Department of Transp	A1-675
DT4357604	SR 826/PALMETTO EXPY	FROM E. OF NW 57 AVE	TO E. OF NW 42 AVE	ADD LANES & RECONSTRUCT	Florida Department of Transp	A1-676
DT4357605	SR 826/PALMETTO EXPY	FROM E. OF NW 42 AVE	TO E. OF NW 32 AVE	ADD LANES & RECONSTRUCT	Florida Department of Transp	A1-677
DT4357606	SR 826/PALMETTO EXPY	FROM E. OF NW 32 AVE	TO W. OF NW 17 AVE	ADD LANES & RECONSTRUCT	Florida Department of Transp	A1-678
DT4283581	SR 826/PALMETTO EXPY - SR 826 EASTBOUND		TO SR 9A/I-95 NORTHBO	INTERCHANGE RAMP (NEW)	Florida Department of Transp	A1-472
DT4362001	SR 826/PALMETTO EXPY EXPRESS LANES TOL			TECHNICAL ASSISTANCE	Florida Department of Transp	A1-680
DT4308213	SR 826/PALMETTO EXPY FRONTAGE ROADS (V			RESURFACING	Florida Department of Transp	A1-562
DT4362091	SR 826/PALMETTO EXPY INCIDENT MANAGEM			OTHER ITS	Florida Department of Transp	A1-683
DT4362031	SR 826/PALMETTO EXPY ITS CONTRACT FOR			OTHER ITS	Florida Department of Transp	A1-681
DT2495813	SR 826/PALMETTO EXPY RELOCATION OF CAN			DRAINAGE IMPROVEMENTS	Florida Department of Transp	A1-140
DT2499821	SR 826/PALMETTO EXWY	FROM N. OF N.W. 154 ST.	TO W. OF N.W. 47 AVENU	RESURFACING	Florida Department of Transp	A1-193
DT4283582	SR 826/PALMETTO XWAY	FROM NW 17 AVENUE	TO GOLDEN GLADES INT	ROAD RECONST/REPAIR/OVERLAY	Florida Department of Transp	A1-473
DT4283583	SR 826/PALMETTO XWAY	FROM W. OF NW 17TH AVENUE	TO I-95	ADD LANES & RECONSTRUCT	Florida Department of Transp	A1-474
DT2495811	SR 826/SR 836	FROM N OF SW 8 ST TO S OF NW 25	& FM NW 87 TO 57 AVE'	INTERCHANGE - ADD LANES	Florida Department of Transp	A1-138
XA83631	SR 836 Infrastructure Mod. For Open Road Tolling	NW 137th Avenue	NW 62nd Avenue	Infrastructure Modifications for Open Road Tolling	Miami-Dade Expressway Auth	A3-4
XA83625	SR 836 Extension Westbound Access Ramp	NW 107th Avenue	SR 836 Westbound	Construction of access ramp	Miami-Dade Expressway Auth	A3-3
XA83624	SR 836 Infrastructure Modifications for Open Road	NW 62nd Avenue	I-95/I-395	Infrastructure Modifications for Open Road Tolling	Miami-Dade Expressway Auth	A3-3
XA83629	SR 836 Interchange Modifications at 87th Avenue	SR 836 West of 82nd Avenue	NW 97th Avenue	Interchange Improvements	Miami-Dade Expressway Auth	A3-3
XA83628	SR 836 Operational, Capacity, and Interchange Imp	NW 57th Avenue	NW 17th Avenue	Mainline Widening and Interchange Improvements	Miami-Dade Expressway Auth	A3-3
XA83618	SR 836 Southwest Extension	NW 137th Avenue	SW Kendall Area	PD&E Study	Miami-Dade Expressway Auth	A3-2

INDEX - 2016 TIP

MPO Proj. No.	FACILITY	From / Location	To / Location	TYPE OF WORK	RESPONSIBLE AGENCY	Page #
XA10017	SR 836 Toll System Conversion	NW 137th Avenue	I-95	Toll System Conversion	Miami-Dade Expressway Auth	A3-1
DT4365311	SR 836 WESTBOUND		TO SR 9A/I-95 SOUTHBO	BRIDGE - PAINTING	Florida Department of Transp	A1-704
DT2516881	SR 836/I-395	FROM WEST OF I-95	TO MACARTHUR CSWY B	BRIDGE-REPLACE AND ADD LANES	Florida Department of Transp	A1-296
DT2516701	SR 836/I-395/I-95	FROM NW 17TH AVENUE	TO MACARTHUR CSWY B	PD&E/EMO STUDY	Florida Department of Transp	A1-290
XA83611	SR 836/I-95 Interchange Improvement	NW 17th Ave	I-95	Widening and Operational Improvements	Miami-Dade Expressway Auth	A3-2
DT4231261	SR 836/I-95 INTERCHANGE RAMPS	FROM NW 17 AVE	TO I-95 (MDX)	INTERCHANGE IMPROVEMENT	Florida Department of Transp	A1-415
DT4306372	SR 847/NW 47 AVE	FROM SR 860/MIAMI GARDENS	TO MIAMI DADE/BRWD C	LANDSCAPING	Florida Department of Transp	A1-544
DT4306371	SR 847/NW 47 AVENUE	FROM SR 860/NW 183 STREET	TO PREMIER PKY (BROW	ADD LANES & RECONSTRUCT	Florida Department of Transp	A1-543
DT4365391	SR 856/WM LEHMAN CSWAY OVER INTRACOA			BRIDGE - PAINTING	Florida Department of Transp	A1-710
DT4308082	SR 860/MIAMI GARDENS DRIVE	AT BISCAYNE BLVD. AND AT WEST		INTERSECTION IMPROVEMENT	Florida Department of Transp	A1-555
DT4309571	SR 860/MIAMI GARDENS DRIVE INTERCHANGE			NEW ROAD CONSTRUCTION	Florida Department of Transp	A1-564
DT4365381	SR 860/MIAMI GARDENS DRIVE OVER SNAKE C			BRIDGE - PAINTING	Florida Department of Transp	A1-709
XA87404	SR 874 / Killian Parkway Interchange	Homestead Extension of Florida's Turn	Kendall Drive	Mainline Widening and Interchange Reconstruction	Miami-Dade Expressway Auth	A3-4
XA87410	SR 874 Ramp Connector	SW 128th Street	SR 874	New connector	Miami-Dade Expressway Auth	A3-4
DT4332541	SR 886/PORT BLVD PORT OF MIAMI BRIDGE OV			BRIDGE-REPAIR/REHABILITATION	Florida Department of Transp	A1-607
DT4283587	SR 9/I-95	FROM SR 916/OPALOCKA BLVD	TO GOLDEN GLADES INT	FLEXIBLE PAVEMENT RECONSTRUCT.	Florida Department of Transp	A1-477
DT4291851	SR 9/NW 27 AVENUE	FROM S OF SR 934/NW 79 ST	TO N OF SR 932/NW 103	RESURFACING	Florida Department of Transp	A1-504
DT4334911	SR 9/NW 27 AVENUE	AT NW 7 STREET		INTERSECTION IMPROVEMENT	Florida Department of Transp	A1-626
DT4363851	SR 9/NW 27 AVENUE	AT NW 17TH STREET		INTERSECTION IMPROVEMENT	Florida Department of Transp	A1-692
DT4365371	SR 9/NW 27 AVENUE OVER MIAMI RIVER BRID			BRIDGE-REPAIR/REHABILITATION	Florida Department of Transp	A1-708
DT4332831	SR 9/NW/SW/27 AVENUE	FROM SW 10TH STREET	TO NW 1ST STREET	INTERSECTION IMPROVEMENT	Florida Department of Transp	A1-610
DT4349221	SR 90 / TAMIAAMI TRAIL	FROM MP 14.038	TO MP 17.230	NEW BRIDGE - NO ADDED CAPACITY	Florida Department of Transp	A1-653
DT4326396	SR 90/SW 7 ST/SW 8 ST	FROM BRICKELL AVENUE	TO SR 9/SW 27 AVENUE	PD&E/EMO STUDY	Florida Department of Transp	A1-588
DT4276471	SR 90/SW 7 STREET	FROM SW 2ND AVENUE	TO SW 5 AVENUE	PD&E/EMO STUDY	Florida Department of Transp	A1-464
DT4290371	SR 90/SW 8 & SW 7 ST	AT SW 4 AVENUE AND AT SW 3 AVE		INTERSECTION IMPROVEMENT	Florida Department of Transp	A1-487
DT4332661	SR 90/SW 8 STREET	AT SR 953/LEJEUNE ROAD		INTERSECTION IMPROVEMENT	Florida Department of Transp	A1-609
DT4334511	SR 90/SW 8 STREET	FROM SW 39TH AVENUE	TO WEST OF SW 33RD A	INTERSECTION IMPROVEMENT	Florida Department of Transp	A1-618
DT4363111	SR 90/SW 8 STREET	FROM EAST OF SW 90 AVENUE	TO EAST OF SW 86 COUR	INTERSECTION IMPROVEMENT	Florida Department of Transp	A1-687
DT4355061	SR 90/SW 8 STREET TRAFFIC SIGNAL UPDATE			TRAFFIC SIGNAL UPDATE	Florida Department of Transp	A16-3
DT4056361	SR 90/SW 8TH STREET	FROM 5.7 MI E OF MICCOS.E	TO 1.3 MI W. OF KROME A	RESURFACING	Florida Department of Transp	A1-318
DT4062301	SR 90/SW 8TH STREET	FROM 11 MI W OF KROME AVE	TO 1 MI W OF KROME AV	PRELIMINARY ENGINEERING	Florida Department of Transp	A1-320
DT4347721	SR 90/SW 8TH STREET	AT SW 67TH AVENUE		INTERSECTION IMPROVEMENT	Florida Department of Transp	A1-644
DT4056362	SR 90/TAMIAAMI TRAIL	FROM 13.1MI E.OF COLLIER CL	TO 11.8M W. OF KROME A	RESURFACING	Florida Department of Transp	A1-319
DT4291621	SR 90/TAMIAAMI TRAIL	FROM L-N41 CANAL BRIDGE	TO 1/2 MI W OF KROME A	RESURFACING	Florida Department of Transp	A1-500
DT4291622	SR 90/TAMIAAMI TRAIL	FROM W OF LOOP ROAD	TO W OF EVERGLADES P	RESURFACING	Florida Department of Transp	A1-501

INDEX - 2016 TIP

MPO Proj. No.	FACILITY	From / Location	To / Location	TYPE OF WORK	RESPONSIBLE AGENCY	Page #
DT4291623	SR 90/TAMIAMI TRAIL	FROM E OF SW 127TH AVENUE	TO TURNPIKE EXT. ON-R	RESURFACING	Florida Department of Transp	A1-502
DT4348455	SR 90/US 41/SW 8 ST	FROM SR 997/KROME AVENUE	TO SW 122 AVENUE	PD&E/EMO STUDY	Florida Department of Transp	A1-651
DT4348456	SR 90/US 41/SW 8 ST	FROM SW 74 AVENUE	TO SR 9/SW 27 AVENUE	PD&E/EMO STUDY	Florida Department of Transp	A1-651
DT2499111	SR 907/ALTON ROAD	FROM 5TH STREET	TO MICHIGAN AVENUE	FLEXIBLE PAVEMENT RECONSTRUCT.	Florida Department of Transp	A1-172
DT2499112	SR 907/ALTON ROAD	FROM 5TH STREET	TO MICHIGAN AVENUE	FLEXIBLE PAVEMENT RECONSTRUCT.	Florida Department of Transp	A1-173
DT2499113	SR 907/ALTON ROAD	AT 5TH STREET, 10TH STREET AND		DRAINAGE IMPROVEMENTS	Florida Department of Transp	A1-174
DT2499114	SR 907/ALTON ROAD	AT 10TH STREET		DRAINAGE IMPROVEMENTS	Florida Department of Transp	A1-175
DT4291931	SR 907/ALTON ROAD	FROM MICHIGAN AVENUE	TO S OF ED SULLIVAN D	FLEXIBLE PAVEMENT RECONSTRUCT.	Florida Department of Transp	A1-505
DT4291932	SR 907/ALTON ROAD	AT MICHIGAN AVENUE		INTERSECTION IMPROVEMENT	Florida Department of Transp	A1-506
DT4304441	SR 907/ALTON ROAD	FROM S. OF 43RD STREET	TO E. OF ALLISON ROAD	FLEXIBLE PAVEMENT RECONSTRUCT.	Florida Department of Transp	A1-539
DT4365351	SR 907/ALTON ROAD	AT 63 ST BRIDGE #870665 OVER CO		BRIDGE-REPAIR/REHABILITATION	Florida Department of Transp	A1-706
TP4283586	SR 91/FL TURNPIKE SB		TO SR 9A/I-95 SB EXPRE	INTERCHANGE RAMP (NEW)	Turnpike Enterprise	A2-18
DT4226201	SR 915/NE 6 AVENUE	FROM NE 145 STREET	TO SR860/MIAMI GARDEN	RESURFACING	Florida Department of Transp	A1-412
DT4226202	SR 915/NE 6 AVENUE	FROM NE 171 STREET	TO NE 183 STREET	LANDSCAPING	Florida Department of Transp	A1-413
DT4293462	SR 916/NE 135 STREET	AT SR 915/NE 6 AVENUE AND AT SR		INTERSECTION IMPROVEMENT	Florida Department of Transp	A1-526
DT4356011	SR 916/NE 135 STREET	FROM MP 10.12	TO MP 10.14 (OVER ARC	DRAINAGE IMPROVEMENTS	Florida Department of Transp	A1-672
DT4291461	SR 916/NW 135 STREET	FROM SR 9/NW 27 AVENUE	TO NW 8 AVENUE	RESURFACING	Florida Department of Transp	A1-493
DT4291462	SR 916/NW 135 STREET	AT NW 17 AVENUE		INTERSECTION IMPROVEMENT	Florida Department of Transp	A1-494
DT4291463	SR 916/NW 135 STREET	AT NW 17 AVENUE		INTERSECTION IMPROVEMENT	Florida Department of Transp	A1-495
DT4293461	SR 916/NW/NE 135 ST	FROM NW 6 AVENUE	TO SR 5/BISCAYNE BLVD.	RESURFACING	Florida Department of Transp	A1-525
DT4311721	SR 916/OPALOCKA BLVD	FROM NW 5 AVENUE	TO NW 2 AVENUE	RESURFACING	Florida Department of Transp	A1-569
DT4297611	SR 922/NE 123RD ST.	FROM W. OF N. BAYSHORE DR	TO E OF N. BAYSHORE D	SIDEWALK	Florida Department of Transp	A1-530
DT4297612	SR 922/NE 123RD ST.	FROM W. OF N. BAYSHORE DR	TO E OF N. BAYSHORE D	SIDEWALK	Florida Department of Transp	A1-531
DT4366241	SR 922/NE 125 STREET - DOWNTOWN NORTH			SIDEWALK	City of North Miami	A1-718
DT4290221	SR 922/NW 125 STREET	FROM NW 6 AVENUE	TO NE MIAMI COURT	INTERSECTION IMPROVEMENT	Florida Department of Transp	A1-485
DT4290222	SR 922/NW 125 STREET	FROM NW 6 COURT	TO NW 6 AVENUE	INTERSECTION IMPROVEMENT	Florida Department of Transp	A1-486
XA92407	SR 924 Extension East to I-95	Existing SR 924 at NW 32nd Avenue	I-95	PD&E Study	Miami-Dade Expressway Auth	A3-5
XA92404	SR 924 Extension West to the Homestead Extensio	Existing SR 924	Homestead Extension of FI	PD&E Study and Roadway Improvements	Miami-Dade Expressway Auth	A3-5
DT4290471	SR 93/I-75	FROM NW 178 STREET	TO NW 202 STREET	LANDSCAPING	Florida Department of Transp	A1-488
DT4290472	SR 93/I-75	FROM NW 162 STREET	TO NW 178 STREET	LANDSCAPING	Florida Department of Transp	A1-489
DT4290473	SR 93/I-75	FROM NW 148 STREET	TO NW 162 STREET	LANDSCAPING	Florida Department of Transp	A1-490
DT4307633	SR 93/I-75	FROM S. OF NW 170 STREET	TO MIAMI-DADE COUNTY	ADD SPECIAL USE LANE	Florida Department of Transp	A1-545
DT4362081	SR 93/I-75 EXPR. LANES INCIDENT MANAGEME			OTHER ITS	Florida Department of Transp	A1-683
DT4362131	SR 93/I-75 EXPRESS LANES FHP ENHANCED E			OTHER ITS	Florida Department of Transp	A1-685
DT4362101	SR 93/I-75 EXPRESS LANES INCIDENT MANAG			OTHER ITS	Florida Department of Transp	A1-684

INDEX - 2016 TIP

MPO Proj. No.	FACILITY	From / Location	To / Location	TYPE OF WORK	RESPONSIBLE AGENCY	Page #
DT4362041	SR 93/I-75 EXPRESS LANES ITS MAINTENANCE			OTHER ITS	Florida Department of Transp	A1-682
DT4361991	SR 93/I-75 EXPRESS LANES TOLLING AND OPE			TECHNICAL ASSISTANCE	Florida Department of Transp	A1-680
DT4217072	SR 93/I-75 ML SYSTEM	FROM NW 170 STREET	TO S OF HEFT INTERCHA	ADD SPECIAL USE LANE	Florida Department of Transp	A1-408
DT4217078	SR 93/I-75 ML SYSTEM	FROM S. OF HEFT INTCH.	TO MIAMI/DADE COUNTY	ADD SPECIAL USE LANE	Florida Department of Transp	A1-410
DT4217079	SR 93/I-75 ML SYSTEM	FROM NW 170 STREET	TO MIAMI-DADE/BROWAR	ITS COMMUNICATION SYSTEM	Florida Department of Transp	A1-411
DT4299961	SR 93/I-75 RAMP SB		TO SR 826 @ NW 138 STR	BRIDGE-REPAIR/REHABILITATION	Florida Department of Transp	A1-532
DT4347681	SR 932/NW 103 STREET	FROM SR 826	TO WEST 12TH AVENUE	INTERSECTION IMPROVEMENT	Florida Department of Transp	A1-640
DT4347682	SR 932/NW 103 STREET	FROM WEST 12 AVENUE	TO EAST 5 AVENUE	INTERSECTION IMPROVEMENT	Florida Department of Transp	A1-641
DT4311761	SR 932/NW103ST/E49ST	FROM EAST 10TH AVENUE	TO SR 7 / NW 7 AVENUE	RESURFACING	Florida Department of Transp	A1-570
DT4146432	SR 933 / NW 12 AVENUE	FROM SW 22 STREET	TO NW 8 TERRACE	LANDSCAPING	Florida Department of Transp	A1-363
DT4146431	SR 933 / SW/NW 12 AVE	FROM SW 13TH STREET	TO NW 7TH STREET	RESURFACING	Florida Department of Transp	A1-362
DT4327481	SR 933/NW 12 AVENUE	FROM NW 1500 BLOCK	TO NW 20TH STREET	RESURFACING - RIDE ONLY	Florida Department of Transp	A1-602
DT4365361	SR 933/NW 12 AVENUE OVER MIAMI RIVER BRI			BRIDGE-REPAIR/REHABILITATION	Florida Department of Transp	A1-707
DT4334931	SR 933/SW 12 AVENUE	FROM SW 6TH STREET	TO SW 8TH STREET	INTERSECTION IMPROVEMENT	Florida Department of Transp	A1-628
DT4327482	SR 933/SW-NW 12 AVENUE	FROM NORTH OF SW 13 STREET	TO NW 1500 BLOCK	RESURFACING - RIDE ONLY	Florida Department of Transp	A1-603
DT4055758	SR 9336/PALM DRIVE	FROM SR 997/KROME AVE	TO SR 5/US 1 (TRUCK BY	WIDEN/RESURFACE EXIST LANES	Florida Department of Transp	A1-304
DT4344431	SR 9336/SW 344 ST	FROM W OF SW 187 AVENUE	TO E OF SW 182 AVENUE	SIDEWALK	Florida Department of Transp	A1-633
DT4364041	SR 934/E. 25 ST/NW 79 ST	FROM W. 4 AVE/NW 47 AVE	TO E 12 AVE/NW 37 AVE	INTERSECTION IMPROVEMENT	Florida Department of Transp	A1-694
DT4106461	SR 934/NE 79 & 82 ST	FROM SR 5/BISCAYNE BLVD.	TO BAY DRIVE	FLEXIBLE PAVEMENT RECONSTRUCT.	Florida Department of Transp	A1-332
DT4106464	SR 934/NE 79 ST	FROM WEST OF I-95(13 CT.)	TO END OF SR 934/1 WAY	PD&E/EMO STUDY	Florida Department of Transp	A1-334
DT4365261	SR 934/NE 79 ST OVER INTRACOASTAL CANAL			BRIDGE-REPAIR/REHABILITATION	Florida Department of Transp	A1-700
DT4106462	SR 934/NE 79 STREET	FROM WEST OF I-95(13 CT.)	TO END OF SR 934/1 WAY	PD&E/EMO STUDY	Florida Department of Transp	A1-332
DT4106463	SR 934/NE 82 STREET FRON SR 5/BISCAYNE B	TO NE BAYSHORE COURT		RESURFACING	Florida Department of Transp	A1-333
DT4364791	SR 934/NW 74 STREET	FROM SR 826/PALMETTO EXPWY	TO SR 25/OKEECHOBEE	INTERSECTION IMPROVEMENT	Florida Department of Transp	A1-697
DT4291471	SR 934/NW 79 STREET	FROM E OF 2800 BLOCK	TO NW 14TH AVENUE	RESURFACING	Florida Department of Transp	A1-497
DT4369331	SR 934/NW 81 STREET	FROM NW 13 COURT	TO MIAMI AVENUE	LANDSCAPING	Florida Department of Transp	A1-726
DT4274521	SR 934/NW/NE 79 ST	FROM NW 14 AVENUE	TO NORTH BAYSHORE D	RESURFACING	Florida Department of Transp	A1-455
DT4274522	SR 934/NW/NE 79 ST	FROM NW 14 AVENUE	TO NORTH BAYSHORE D	LANDSCAPING	Florida Department of Transp	A1-456
DT4311701	SR 94/KENDALL DRIVE	FROM SW 97 AVENUE	TO SW 79 AVENUE	RESURFACING	Florida Department of Transp	A1-565
DT4311702	SR 94/KENDALL DRIVE	FROM SW 102 AVENUE	FROM EAST OF SW 97 AV	RESURFACING	Florida Department of Transp	A1-566
DT4311703	SR 94/KENDALL DRIVE	FROM SW 7500 BLOCK/SW 73 PLAC	TO US 1 / S.DIXIE HWY	RESURFACING	Florida Department of Transp	A1-567
DT4311704	SR 94/KENDALL DRIVE	FROM SW 77 AVE	TO US 1	INTERSECTION IMPROVEMENT	Florida Department of Transp	A1-568
DT4332641	SR 94/KENDALL DRIVE	FROM W OF SW 127 AVENUE	TO W OF SW 122 AVENU	INTERSECTION IMPROVEMENT	Florida Department of Transp	A1-608
DT4347761	SR 94/KENDALL DRIVE	AT SW 107 AVENUE		INTERSECTION IMPROVEMENT	Florida Department of Transp	A1-646
DT4348453	SR 94/KENDALL DRIVE	FROM SR 997/KROME AVENUE	TO SR 5/SOUTH DIXIE H	TRANSPORTATION PLANNING	Florida Department of Transp	A1-650

INDEX - 2016 TIP

MPO Proj. No.	FACILITY	From / Location	To / Location	TYPE OF WORK	RESPONSIBLE AGENCY	Page #
DT4311791	SR 944/HIALEAH DRIVE	FROM E 10 AVENUE	TO SR 7 / NW 7 AVENUE	RESURFACING	Florida Department of Transp	A1-572
DT4311792	SR 944/HIALEAH DRIVE	AT NW 21 AVENUE TRAFFIC SIGNAL		TRAFFIC SIGNALS	Florida Department of Transp	A16-2
DT4282781	SR 944/NW 54 STREET	FROM SR 7/NW 7 AVENUE	TO NW 6TH COURT	INTERSECTION IMPROVEMENT	Florida Department of Transp	A1-468
DT4282783	SR 944/NW 54 STREET	FROM NW 6TH AVENUE	TO NW 1ST AVENUE	INTERSECTION IMPROVEMENT	Florida Department of Transp	A1-470
DT4282782	SR 944/NW/NE 54TH ST	FROM E OF NW 7 AVENUE	TO BISCAYNE BOULEVAR	RESURFACING	Florida Department of Transp	A1-469
DT4364261	SR 948/NW 36 ST	FROM SR 826/PALMETTO EXPY	TO SR 953/NW 42 AVE/LE	TRANSPORTATION PLANNING	Florida Department of Transp	A1-695
DT4259791	SR 948/NW 36TH ST	FROM W OF LEE DRIVE	TO E OF OKEECHOBEE R	RESURFACING	Florida Department of Transp	A1-445
DT4334921	SR 953/LEJEUNE ROAD	FROM ALMERIA AVENUE	TO MAJORCA AVENUE	INTERSECTION IMPROVEMENT	Florida Department of Transp	A1-627
DT4347661	SR 953/LEJEUNE ROAD	AT BIRD ROAD		INTERSECTION IMPROVEMENT	Florida Department of Transp	A1-639
DT4347691	SR 953/LEJEUNE ROAD	FROM SW 2 STREET	TO NW 11 STREET	INTERSECTION IMPROVEMENT	Florida Department of Transp	A1-642
DT4146332	SR 968 / SW 1ST STREET	FROM FLAGLER STREET	TO EAST OF 17TH AVENU	FLEXIBLE PAVEMENT RECONSTRUCT.	Florida Department of Transp	A1-361
DT4146331	SR 968 / W FLAGLER ST	FROM WEST 14TH AVENUE	TO WEST 2ND AVENUE	FLEXIBLE PAVEMENT RECONSTRUCT.	Florida Department of Transp	A1-359
DT4252711	SR 968/FLAGLER ST.	FROM SW 72 AVENUE	TO SW 42 AVENUE	SAFETY PROJECT	Florida Department of Transp	A1-433
DT4252712	SR 968/FLAGLER ST.	FROM SW 42 AVENUE	TO SW 27 AVENUE	SAFETY PROJECT	Florida Department of Transp	A1-434
DT4252713	SR 968/FLAGLER ST.	FROM W OF 69 AVENUE	TO W OF SR 9/NW 27TH A	RESURFACING	Florida Department of Transp	A1-435
DT4183122	SR 968/SW 1ST STREET	FROM SW 17TH AVENUE	TO E. OF SW 6TH AVENU	FLEXIBLE PAVEMENT RECONSTRUCT.	Florida Department of Transp	A1-394
DT4244071	SR 968/SW 1ST STREET	AT MIAMI RIVER (BRIDGE #870660)		BRIDGE REPLACEMENT	Florida Department of Transp	A16-2
DT4180911	SR 968/W. FLAGLER ST	FROM W OF SR 9/27 AVE	TO W 14 AVENUE	FLEXIBLE PAVEMENT RECONSTRUCT.	Florida Department of Transp	A1-392
DT4291941	SR 968/W. FLAGLER ST	FROM WEST 75 AVENUE	TO E OF TAMIAAMI CANAL	RESURFACING	Florida Department of Transp	A1-507
DT4293451	SR 969/NW 72 AVE	FROM NW 25 ST	TO NW 74 STREET	RESURFACING	Florida Department of Transp	A1-522
DT4293452	SR 969/NW 72 AVE	AT SR 934/NW 74 STREET		INTERSECTION IMPROVEMENT	Florida Department of Transp	A1-523
DT4365281	SR 970/DOWNTOWN DISTRIBUTOR AT I-95 NB	TO SR 970 EB BRIDGE # 870472		BRIDGE - PAINTING	Florida Department of Transp	A1-702
DT4363101	SR 973/SW 87 AVENUE	FROM SW 14 STREET	TO SW 4 STREET	INTERSECTION IMPROVEMENT	Florida Department of Transp	A1-686
DT4347711	SR 976/BIRD ROAD	FROM SW 57TH AVENUE	TO ALHAMBRA CIRCLE	INTERSECTION IMPROVEMENT	Florida Department of Transp	A1-643
DT4348454	SR 976/BIRD ROAD	FROM SR 821/HEFT	TO US 1/SOUTH DIXIE H	TRANSPORTATION PLANNING	Florida Department of Transp	A1-650
DT4363861	SR 976/BIRD ROAD	AT SW 97 AVENUE		INTERSECTION IMPROVEMENT	Florida Department of Transp	A1-693
DT4284791	SR 976/SW 40 STREET	FROM W. OF SW 38 AVE	TO SR 5/US-1	RESURFACING - RIDE ONLY	Florida Department of Transp	A1-479
DT4284792	SR 976/SW 40 STREET	FROM EAST OF SW 38 COURT	TO US-1/S DIXIE HIGHWA	RESURFACING - RIDE ONLY	Florida Department of Transp	A1-480
DT4124791	SR 985/SW 107 AVENUE	FROM SR 90/SW 8 STREET	TO SR 968/FLAGLER STR	RESURFACING	Florida Department of Transp	A1-349
DT4124792	SR 985/SW 107 AVENUE	FROM SW 3 STREET	TO N OF WEST FLAGLER	ADD LANES & REHABILITATE PVMNT	Florida Department of Transp	A1-351
DT4124793	SR 985/SW 107 AVENUE	FROM THE SW 1100 BLOCK	TO SW 3 STREET	ADD LANES & REHABILITATE PVMNT	Florida Department of Transp	A1-353
DT4276511	SR 986/SUNSET DR.	FROM SW 109 PLACE	TO SW 87 AVENUE	RESURFACING	Florida Department of Transp	A1-465
DT4276512	SR 986/SW 72 STREET	FROM EAST OF SW 87 COURT	TO WEST OF SW 84 PLAC	RESURFACING	Florida Department of Transp	A1-466
DT4363431	SR 990/KILLIAN PARKWAY	FROM WEST OF KENDALE BLVD	TO SW 97 AVENUE	RESURFACING	Florida Department of Transp	A1-691
DT4363421	SR 990/SW 112 STREET	FROM SW 97 AVENUE	TO US 1/S DIXIE HIGHWA	RESURFACING	Florida Department of Transp	A1-690

INDEX - 2016 TIP

MPO Proj. No.	FACILITY	From / Location	To / Location	TYPE OF WORK	RESPONSIBLE AGENCY	Page #
DT4332861	SR 992/SW 152 STREET	FROM SW 93 AVENUE	TO SR 5/US-1	INTERSECTION IMPROVEMENT	Florida Department of Transp	A1-611
DT4332862	SR 992/SW 152 STREET	FROM SR 821 HEFT NB RAMP	TO SR 5/US-1	RESURFACING	Florida Department of Transp	A1-612
DT4332863	SR 992/SW 152 STREET	FROM W OF SR 821/HEFT	TO SR 5/US 1/SOUTH DIXI	PD&E/EMO STUDY	Florida Department of Transp	A1-613
DT2496141	SR 997/KROME AVENUE	FROM US-1 (FLORIDA CITY)	TO SR 90/TAMIAMI TRAIL	TRANSPORTATION PLANNING	Florida Department of Transp	A1-141
DT2496142	SR 997/KROME AVENUE	AT SW 272,SW 256, SW 192, SW 168,		ADD TURN LANE(S)	Florida Department of Transp	A1-142
DT2496143	SR 997/KROME AVENUE	FROM SR 94/KENDALL DR	TO 1 MI N OF SW 8TH ST	ADD LANES & RECONSTRUCT	Florida Department of Transp	A1-144
DT2496144	SR 997/KROME AVENUE	FROM SW 296 STREET	TO SW 136 STREET	PD&E/EMO STUDY	Florida Department of Transp	A1-145
DT2496145	SR 997/KROME AVENUE	AT SW 288,SW 216, SW 200, SW 184		ADD TURN LANE(S)	Florida Department of Transp	A1-146
DT2496146	SR 997/KROME AVENUE	AT SR 94/KENDALL DRIVE		INTERSECTION (MINOR)	Florida Department of Transp	A1-147
DT2496147	SR 997/KROME AVENUE	FROM S. OF SW 136TH ST.	TO S. OF SR 94/KENDALL	ADD LANES & RECONSTRUCT	Florida Department of Transp	A1-149
DT2496148	SR 997/KROME AVENUE	FROM S OF SW 122 STREET	TO S OF SR 94/KENDALL	RESURFACING	Florida Department of Transp	A1-150
DT2496152	SR 997/KROME AVENUE	FROM NORTH OF SW 8 ST.	TO MP 2.754	ADD LANES & RECONSTRUCT	Florida Department of Transp	A1-151
DT2496153	SR 997/KROME AVENUE	FROM S.W. 136TH STREET	TO US-27/OKEECHOBEE	PD&E/EMO STUDY	Florida Department of Transp	A1-152
DT2496154	SR 997/KROME AVENUE	FROM SR 90/SW 8 STREET	TO US-27/OKEECHOBEE	WETLAND MITIGATION/RESTORATION	Florida Department of Transp	A1-153
DT2496155	SR 997/KROME AVENUE	FROM MP 10.935	TO 14.032/SOUTH OF OK	ADD LANES & RECONSTRUCT	Florida Department of Transp	A1-154
DT2496156	SR 997/KROME AVENUE	FROM MP 2.754	TO MP 5.122	ADD LANES & RECONSTRUCT	Florida Department of Transp	A1-155
DT2496157	SR 997/KROME AVENUE	FROM MP 5.122	TO MP 8.151	ADD LANES & RECONSTRUCT	Florida Department of Transp	A1-156
DT2496158	SR 997/KROME AVENUE	FROM MP 8.151	TO MP 10.935	ADD LANES & RECONSTRUCT	Florida Department of Transp	A1-157
DT2496159	SR 997/KROME AVENUE	FROM 1 MILE N. OF SW 8 ST	TO S. OF OKEECHOBEE	MAINTENANCE RESURFACING (FLEX)	Florida Department of Transp	A1-158
DT4055751	SR 997/KROME AVENUE	FROM SR 5/US-1	TO S.W. 296TH STREET	FLEXIBLE PAVEMENT RECONSTRUCT.	Florida Department of Transp	A1-298
DT4055752	SR 997/KROME AVENUE	FROM SO. OF FLAGLER AVE	TO SW 296TH ST. (BY-PA	PD&E/EMO STUDY	Florida Department of Transp	A1-299
DT4055753	SR 997/KROME AVENUE	FROM SR 5/US-1	TO LUCY STREET	ADD LANES & RECONSTRUCT	Florida Department of Transp	A1-300
DT4055755	SR 997/KROME AVENUE	FROM SR 5/US-1	TO SW 296TH ST W/EXCE	RESURFACING	Florida Department of Transp	A1-301
DT4055759	SR 997/KROME AVENUE	FROM SW 312ST/CAMPBELL DR	TO SW 296 ST (TRUCKBY	ADD LANES & REHABILITATE PVMNT	Florida Department of Transp	A1-305
DT4273691	SR 997/KROME AVENUE	FROM SW 296 STREET	TO S OF SW 232 STREET	ADD LANES & RECONSTRUCT	Florida Department of Transp	A1-449
DT4273692	SR 997/KROME AVENUE	FROM SW 232 STREET	TO S OF SW 184TH ST/EU	ADD LANES & RECONSTRUCT	Florida Department of Transp	A1-451
DT4273693	SR 997/KROME AVENUE	FROM SW 184 STREET	TO SOUTH OF SW 136 ST	ADD LANES & RECONSTRUCT	Florida Department of Transp	A1-453
DT4349301	SR 997/KROME AVENUE	FROM N OF SW 168 STREET	TO S OF SW 136 STREET	MAINTENANCE RESURFACING (FLEX)	Florida Department of Transp	A1-654
DT4349302	SR 997/KROME AVENUE	FROM S OF SW 268 STREET	TO S OF SW 256 STREET	RESURFACING	Florida Department of Transp	A1-655
DT4349303	SR 997/KROME AVENUE	FROM N OF SW 184 STREET	TO S OF SW 168 STREET	MAINTENANCE RESURFACING (FLEX)	Florida Department of Transp	A1-656
DT4349304	SR 997/KROME AVENUE	FROM N OF SW 216 STREET	TO S OF SW 192 STREET	MAINTENANCE RESURFACING (FLEX)	Florida Department of Transp	A1-657
DT4349305	SR 997/KROME AVENUE	FROM N OF SW 288 STREET	TO S OF SW 272 STREET	MAINTENANCE RESURFACING (FLEX)	Florida Department of Transp	A1-658
DT4349306	SR 997/KROME AVENUE	FROM N OF SW 256 STREET	TO S OF SW 216 STREET	RESURFACING	Florida Department of Transp	A1-659
DT4368771	SR 997/KROME AVENUE	FROM SR 5/US-1	TO SR 25/OKEECHOBEE	TRAFFIC OPS IMPROVEMENT	Florida Department of Transp	A1-725
DT4149641	SR 9A/I-95	FROM S. OF SR 836/I-395	TO BROWARD COUNTY L	PD&E/EMO STUDY	Florida Department of Transp	A1-365

INDEX - 2016 TIP

MPO Proj. No.	FACILITY	From / Location	To / Location	TYPE OF WORK	RESPONSIBLE AGENCY	Page #
DT4149646	SR 9A/I-95	FROM US 1	TO DADE/BROWARD LINE	CORRIDOR/SUBAREA PLANNING	Florida Department of Transp	A1-366
DT4149647	SR 9A/I-95	FROM US-1	TO SOUTH OF SR 836/I-39	PD&E/EMO STUDY	Florida Department of Transp	A1-367
DT4154564	SR 9A/I-95	FROM NB I-95 EXIT	TO NB SR 91 (INCLUDES	WIDEN/RESURFACE EXIST LANES	Florida Department of Transp	A1-374
DT4234521	SR 9A/I-95	FROM N.W. 8TH STREET	TO N.W. 17TH STREET	LANDSCAPING	Florida Department of Transp	A1-424
DT4234522	SR 9A/I-95	FROM NW 32ND STREET	TO NW 47TH TERRACE	LANDSCAPING	Florida Department of Transp	A1-425
DT4234523	SR 9A/I-95	FROM N.W. 155TH STREET	TO N.W. 170TH STREET	LANDSCAPING	Florida Department of Transp	A1-426
DT4252161	SR 9A/I-95	AT SR 860/MIA GDNS DRIVE (INSTA		INTERSECTION IMPROVEMENT	Florida Department of Transp	A1-431
DT4283585	SR 9A/I-95	FROM BISCAYNE RIVER CANAL	TO SR 860/MIAMI GARDE	WIDEN/RESURFACE EXIST LANES	Florida Department of Transp	A1-476
DT4293001	SR 9A/I-95	FROM NW 79TH STREET	TO NW 103RD STREET	RIGID PAVEMENT REHABILITATION	Florida Department of Transp	A1-515
DT4293002	SR 9A/I-95	FROM NW 8 STREET	TO NW 29 STREET	RIGID PAVEMENT RECONSTRUCTION	Florida Department of Transp	A1-516
DT4293003	SR 9A/I-95	FROM NW 29 STREET	TO NW 79 STREET	RIGID PAVEMENT RECONSTRUCTION	Florida Department of Transp	A1-517
DT4293011	SR 9A/I-95	FROM BISCAYNE RIVER CANAL	TO NORTH OF RAMP 871	RIGID PAVEMENT REHABILITATION	Florida Department of Transp	A1-518
DT4339241	SR 9A/I-95	FROM SNAKE CREEK CANAL	TO DADE/BROWARD CO	LANDSCAPING	Florida Department of Transp	A1-631
DT4339242	SR 9A/I-95	FROM NW 170 STREET	TO SNAKE CREEK CANAL	LANDSCAPING	Florida Department of Transp	A1-632
DT4307902	SR 9A/I-95 (N/B)	FROM NW 103 STREET	TO BISCAYNE RIVER CAN	RIGID PAVEMENT REHABILITATION	Florida Department of Transp	A1-550
DT4307901	SR 9A/I-95 (S/B)	FROM NW 103 STREET	TO NORTH OF NW 119 ST	RIGID PAVEMENT REHABILITATION	Florida Department of Transp	A1-549
DT4275151	SR 9A/I-95 (SB)	FROM S OF BRDG OVER SR 922	TO N OF BRDG OVER BIS	RIGID PAVEMENT REHABILITATION	Florida Department of Transp	A1-457
DT4154561	SR 9A/I-95 EXPRESS	FROM N OF SR 836/I-395	TO GOLDEN GLADES INT	ADD SPECIAL USE LANE	Florida Department of Transp	A1-372
DT4154569	SR 9A/I-95 EXPRESS FHP ENHANCED ENFORC			OTHER ITS	Florida Department of Transp	A1-377
DT4154567	SR 9A/I-95 EXPRESS LANES ITS OPERATIONS			TECHNICAL ASSISTANCE	Florida Department of Transp	A1-375
DT4154563	SR 9A/I-95 EXPRESS OPERATIONS & MAINTEN			OTHER ITS	Florida Department of Transp	A1-373
DT4154568	SR 9A/I-95 EXPRESS OPERATIONS & MAINTEN			OTHER ITS	Florida Department of Transp	A1-376
DT4362021	SR 9A/I-95 EXPRESS OPERATIONS & MAINTEN			OTHER ITS	Florida Department of Transp	A1-681
DT4346761	SR 9A/I-95 EXPRESS OPERATIONS & MAINTEN			OTHER ITS	Florida Department of Transp	A1-636
DT2516844	SR 9A/I-95 GOLDEN GLADES INTERCHANGE PA			PARK AND RIDE LOTS	Florida Department of Transp	A1-293
DT2516841	SR 9A/I-95 GOLDEN GLADES MULTIMODAL TER			INTERMODAL HUB CAPACITY	Florida Department of Transp	A1-291
DT2516842	SR 9A/I-95 LEGAL CONSULTANT FOR GOLDEN			PARK AND RIDE LOTS	Florida Department of Transp	A1-292
DT4365291	SR 9A/I-95 NW 65 STREET PEDESTRIAN BRIDG			BRIDGE - PAINTING	Florida Department of Transp	A1-703
DT4252162	SR 9A/I-95 RAMPS	AT SR 860 MIAMI GARDENS DRIVE		RESURFACING	Florida Department of Transp	A1-432
DT4275152	SR 9A/I-95 SOUTHBOUND	FROM BISCAYNE RIVER CANAL	TO N.W. 125 STREET	RESURFACING	Florida Department of Transp	A1-458
DT4231262	SR 9A/I-95 SOUTHBOUND RAMP		TO WESTBOUND SR 836	INTERCHANGE IMPROVEMENT	Florida Department of Transp	A1-416
DT4309491	SR A1A/COLLINS AVE.	FROM BAYVIEW DRIVE	TO SR 856 / 192 STREET	RESURFACING	Florida Department of Transp	A1-563
DT4333781	SR A1A/COLLINS AVE.	AT BAKER HAULOVER CUT CHANN		BRIDGE - PAINTING	Florida Department of Transp	A1-614
DT4347731	SR A1A/COLLINS AVE.	FROM 4700 BLOCK	TO 5800 BLOCK	INTERSECTION IMPROVEMENT	Florida Department of Transp	A1-645
DT4308131	SR A1A/INDIAN CRK DR	FROM ABBOTT AVENUE	TO SR 907/WEST 63 STR	RESURFACING - RIDE ONLY	Florida Department of Transp	A1-556

INDEX - 2016 TIP

MPO Proj. No.	FACILITY	From / Location	To / Location	TYPE OF WORK	RESPONSIBLE AGENCY	Page #
DT4365221	SR A1A/MACARTHUR CAUSEWAY EAST BRIDG			BRIDGE-REPAIR/REHABILITATION	Florida Department of Transp	A1-698
DT4307636	SR-93/I-75	FROM NW 103 STREET	TO MIAMI-DADE/BROWAR	PRELIM ENG FOR FUTURE CAPACITY	Florida Department of Transp	A1-546
DT4307638	SR-93/I-75	FROM NW 170 STREET	TO MIAMI-DADE/BROWAR	INSPECT CONSTRUCTION PROJS.	Florida Department of Transp	A1-547
TA0000062	State Transit Block Grant	Countywide		Operations	Miami-Dade Transit Agency	A11-4
PW000338	Street Light Retrofits	Various locations		Safety retrofitting of existing street	MD Public Works and Waste	A7-17
PW000029	Street Lighting Maintenance				MD Public Works and Waste	A4-3
PW000825	SW 104 Street	SW 134 Avenue	SW 117 Avenue	Resurfacing	MD Public Works and Waste	A5-65
PW1000020	SW 107 Avenue & SW 160 Street	Intersection		Redesign: intersection	MD Public Works and Waste	A16-8
PW1000019	SW 107 Avenue & SW 184 Street	Intersection		Widening: for left turns	MD Public Works and Waste	A16-8
PS0000313A	SW 107 Avenue/SW 107 Court	SW 232 Street	SW 236 Street	R4.4 (R4.4: 4 lane divided)	Private Sector	A8-4
PW1000012	SW 109 Court & SW 104 Street	Intersection		New Construction: left turn lane	MD Public Works and Waste	A16-7
PW000770	SW 112 Avenue	SW 136 Street	SW 128 Street	Resurfacing	MD Public Works and Waste	A5-56
PW000823	SW 112 Avenue	SW 184 Street	SW 152 Street	Resurfacing	MD Public Works and Waste	A5-64
PW1000011	SW 112 Avenue & Kendall Drive	Intersection		New Construction: right turn lane	MD Public Works and Waste	A16-6
PW000738	SW 112 Avenue and SW 236 Street			Traffic signal	MD Public Works and Waste	A16-10
PW000752	SW 112 Avenue South of SW 50 Terrace			Bridge replacement (#874247)	MD Public Works and Waste	A5-5
PW0000191	SW 112 St & SW 112 AV			Congestion Management	MD Public Works and Waste	A16-4
PW000831	SW 117 Avenue and SW 104 Street			Intersection improvement	MD Public Works and Waste	A5-69
PW000836	SW 117 Avenue and SW 120 Street			Intersection improvement	MD Public Works and Waste	A5-71
PW000876	SW 122 Avenue	SW 120 Street	SW 104 Street	Resurfacing	MD Public Works and Waste	A5-66
PW000734	SW 122 Avenue and SW 104 Street			Intersection improvement	MD Public Works and Waste	A5-58
PW000830	SW 122 Avenue and SW 120 Street			Intersection improvement	MD Public Works and Waste	A5-68
PW0000221	SW 127 AV & Coral Way			Congestion Management	MD Public Works and Waste	A16-5
PW000028	SW 127 AV & SW 26 St			Congestion Management	MD Public Works and Waste	A16-5
PW000905	SW 127 Avenue and SW 124 Street			Intersection improvement	MD Public Works and Waste	A5-55
PW000735	SW 127 Avenue and SW 72 Street			Intersection improvement	MD Public Works and Waste	A5-58
PW000001	SW 136 St	US 1	SW 67 Ave	Congestion Management	MD Public Works and Waste	A16-3
PW000875	SW 136 Street	SW 82 Avenue	Old Cutler Road	Resurfacing	MD Public Works and Waste	A5-67
PW000775	SW 136 Street East of SW 72 Avenue			Bridge repalcement (#874420)	MD Public Works and Waste	A5-61
PS0000017	SW 137 Avenue	Sunset Drive	Kendall Drive	Widening: to 6 lanes	Private Sector	A8-2
PW000784	SW 137 Avenue	SW 152 Street	SW 128 Street	Resurfacing	MD Public Works and Waste	A5-56
PW000827	SW 137 Avenue	Kendale Lakes Boulevard	SW 72 Street	Resurfacing	MD Public Works and Waste	A5-66
PW20040343	SW 137 Avenue	US - 1	SW 200 Street	Completion as two (2) continuous lanes	MD Public Works and Waste	A7-8
PW20040344	SW 137 Avenue	HEFT	US - 1	Widening: 2 to 4 lanes	MD Public Works and Waste	A7-8
PW000837	SW 137 Avenue and SW 136 Street			Intersection improvement	MD Public Works and Waste	A5-72

INDEX - 2016 TIP

MPO Proj. No.	FACILITY	From / Location	To / Location	TYPE OF WORK	RESPONSIBLE AGENCY	Page #
PW000832	SW 137 Avenue and SW 152 Street			Intersection improvement	MD Public Works and Waste	A5-69
PW000834	SW 137 Avenue and SW 56 Street			Intersection improvement	MD Public Works and Waste	A5-70
PW000608	SW 142 Avenue	SW 26 Street	SW 8 Street	Re-aligning roadway, intersection improvements, milli	MD Public Works and Waste	A5-50
PW000701	SW 147 Avenue	SW 22 Terrace	SW 10 Street	New 2 lanes, widening lanes	MD Public Works and Waste	A4-7
PW000835	SW 147 Avenue and SW 104 Street			Intersection improvement	MD Public Works and Waste	A5-71
PW000829	SW 147 Avenue and SW 168 Street			Traffic circle	MD Public Works and Waste	A5-68
PW000736	SW 147 Avenue and SW 72 Street			Intersection improvement	MD Public Works and Waste	A5-59
PW000002	SW 152 Ave	US 1	Old Cutler Rd	Congestion Management	MD Public Works and Waste	A16-3
PW000785	SW 152 Avenue and Pacific Boulevard			Traffic signal	MD Public Works and Waste	A16-4
PW000904	SW 152 Avenue and SW 104 Street			Intersection improvement	MD Public Works and Waste	A5-54
PW000833	SW 152 Avenue and SW 72 Street			Intersection improvement	MD Public Works and Waste	A5-70
PW0000131	SW 152 Street	SW 157 Avenue	SW 147 Avenue	Widening: 2 to 4 lanes	MD Public Works and Waste	A5-54
PW000771	SW 152 Street	SW 89 Court	SW 67 Avenue	Resurfacing	MD Public Works and Waste	A5-57
PW000841	SW 152 Street and SW 117 Avenue			Intersection improvement	MD Public Works and Waste	A5-73
PW000828	SW 152 Street and US1			Intersection improvement	MD Public Works and Waste	A5-67
PW20040372	SW 157 Avenue	SW 184 Street	SW 152 Street	New 4 lane road	MD Public Works and Waste	A7-10
PW000773	SW 157 Avenue and SW 42 Street			Intersection improvement	MD Public Works and Waste	A5-59
PW000774	SW 157 Avenue and SW 88 Street			Intersection improvement (South)	MD Public Works and Waste	A5-60
PW000838	SW 157 Avenue and SW 88 Street			Intersection improvement (North)	MD Public Works and Waste	A5-60
PW000755	SW 16 Street West of SW 99 Avenue			Bridge replacement (#874235)	MD Public Works and Waste	A5-7
PW000842	SW 162 Avenue	SW 72 Street	SW 42 Street	Resurfacing	MD Public Works and Waste	A5-74
PW000839	SW 162 Avenue and SW 47 Street			Traffic signal	MD Public Works and Waste	A16-6
PS0000304	SW 167 Avenue	SW 42 Street	SW 43 Street	2 lanes of 4 lanes divided	Private Sector	A8-3
PW000822	SW 168 Street	US-1	SW 87 Court	Resurfacing	MD Public Works and Waste	A5-63
PW000826	SW 168 Street	SW 78 Avenue	Old Cutler Road	Resurfacing	MD Public Works and Waste	A5-65
PW000778	SW 168 Street West of SW 77 Avenue			Bridge replacement (#874424)	MD Public Works and Waste	A5-62
PW000779	SW 168 Street West of SW 82 Avenue			Bridge replacement (#874292)	MD Public Works and Waste	A5-63
PW20040349	SW 176 Street	US - 1	SW 107 Avenue	Curb & Gutter, Traffic Operational Improv.	MD Public Works and Waste	A7-10
PS0000320	SW 192 Avenue	SW 316 Street	SW 318 Street	2 lanes	Private Sector	A8-4
PW000005	SW 200 St/Caribbean Blvd	SW 127 Ave	Coral Sea Rd	Congestion Management	MD Public Works and Waste	A16-3
PW000722	SW 216 Street	SW 127 Avenue	HEFT	Drainage improvements design	MD Public Works and Waste	A5-79
PW20040348	SW 216 Street	HEFT	SW 127 Avenue	Curb & Gutter, Traffic Operational Improv.	MD Public Works and Waste	A7-10
PW000804	SW 216 Street and SW 92 Avenue			Traffic circle	MD Public Works and Waste	A5-83
PS0000313	SW 232 Street (South side)	SW 112 Avenue	SW 107 Avenue	1/2 of R4.4 (R4.4 four lane divided)	Private Sector	A8-4
PW0000215	SW 264 Street	SW 147 Avenue	US1	New 2 lane road with center turn lane	MD Public Works and Waste	A5-79

INDEX - 2016 TIP

MPO Proj. No.	FACILITY	From / Location	To / Location	TYPE OF WORK	RESPONSIBLE AGENCY	Page #
PW20040350	SW 264 Street	US - 1	SW 137 Avenue	Curb & Gutter, Traffic Operational Improv.	MD Public Works and Waste	A7-10
PW0000149	SW 268 Street	US-1	SW 112 Avenue	Continuous left turn lane along SW 268 Street.	MD Public Works and Waste	A5-80
PW000315b	SW 27 Avenue	US - 1	Bayshore Drive	Widening: 2 to 3 lanes	MD Public Works and Waste	A7-7
PW000743	SW 27 Avenue	Bayshore Drive	US-1	Widening: 2 to 3 lanes	MD Public Works and Waste	A5-25
PS0000303	SW 280 Street	SW 142 Avenue	SW 152 Avenue	Modification of existing improvements	Private Sector	A8-3
DT4055756	SW 312 ST/CAMPBELL DR	FROM SR 997/KROME AVE	TO SR 5/US 1 (TRUCKBYBYPASS)	FLEXIBLE PAVEMENT RECONSTRUCTION	Florida Department of Transp	A16-1
PW20040342	SW 312 Street	SW 187 Avenue	SW 177 Avenue	Widening: to 5 lanes	MD Public Works and Waste	A7-8
PW000723	SW 328 Street	SW 187 Avenue	US1	Roadway improvements	MD Public Works and Waste	A5-80
PW671605	SW 328 Street	US1	SW 162 Avenue	Widening: to 4 lanes	MD Public Works and Waste	A5-81
PW000780	SW 328 Street and SW 137 Avenue			Traffic signal	MD Public Works and Waste	A16-4
DT4055757	SW 336 ST/DAVIS PKWY	FROM SR 997/KROME AVENUE	TO US 1 (TRUCK BYPASS)	WIDEN/RESURFACE EXIST LANES	Florida Department of Transp	A1-303
PW000806	SW 42 Street and SW 149 Avenue			Traffic signal	MD Public Works and Waste	A16-4
PW000845	SW 48 Street	SW 107 Avenue	SW 97 Avenue	Resurfacing	MD Public Works and Waste	A5-9
PW000010	SW 56 St/Miller Dr	SW 127 Ave	SR 959/SW 57 Ave	Congestion Management	MD Public Works and Waste	A16-4
PW000840	SW 57 Avenue and SW 104 Street			Traffic signal	MD Public Works and Waste	A16-6
PW000003	SW 67 Ave/Ludlam Rd	SR 992/SW 152 St	SR 968/Flagler St	Congestion Management	MD Public Works and Waste	A16-3
PW000859	SW 67 Avenue and SW 33 Street			Traffic signal	MD Public Works and Waste	A16-6
PW000756	SW 67 Avenue South of US1			Bridge replacement (#874527)	MD Public Works and Waste	A5-7
DT4326395	SW 7/SW 8 STREET	FROM US-1/BRICKELL AVENUE	TO SR 9/SW 27 AVENUE	TRANSPORTATION PLANNING	Florida Department of Transp	A1-777
PW000846	SW 72 Avenue	SW 72 Street	SW 56 Street	Resurfacing	MD Public Works and Waste	A5-10
PW000759	SW 72 Avenue North of SW 40 Street			Bridge replacement (#874228)	MD Public Works and Waste	A5-9
PW000824	SW 72 Street	SW 127 Avenue	SW 117 Avenue	Resurfacing	MD Public Works and Waste	A5-64
PW000791	SW 75 Avenue South of SW 24 Street			Bridge replacement (#874243)	MD Public Works and Waste	A5-6
PW000769	SW 77 Avenue	SW 152 Street	SW 136 Street	Resurfacing	MD Public Works and Waste	A5-55
PW000776	SW 77 Avenue North of SW 152 Street			Bridge replacement (#874422)	MD Public Works and Waste	A5-61
PW1000024	SW 87 Avenue & SW 128 Street	Intersection		New Construction: 2 lanes	MD Public Works and Waste	A16-9
PW1000023	SW 87 Avenue & SW 48 Street	Intersection		Extension: left turn lane	MD Public Works and Waste	A16-8
PW1000021	SW 87 Avenue & SW 96 Street	Intersection		New Construction: left turn lanes	MD Public Works and Waste	A16-8
PW000772	SW 88 Street and SW 68 Court			Traffic signal	MD Public Works and Waste	A16-4
PW1000022	SW 92 Avenue & SW 64 Street	Intersection		New Construction: left turn lanes	MD Public Works and Waste	A16-8
PW000758	SW 92 Avenue North of SW 16 Street			Bridge replacement (#874399)	MD Public Works and Waste	A5-8
PW0000171	SW 97 AV & SW 184 St			Congestion Management	MD Public Works and Waste	A16-4
PW1000018	SW 97 Avenue & SW 48 Street	Intersection		Signal modification / Extension: left turn lane	MD Public Works and Waste	A16-8
PW000855	SW 97 Avenue and SW 24 Street			Intersection improvement	MD Public Works and Waste	A5-15
PW000757	SW 97 Avenue North of SW 8 Street			Bridge replacement (#874216)	MD Public Works and Waste	A5-8

INDEX - 2016 TIP

MPO Proj. No.	FACILITY	From / Location	To / Location	TYPE OF WORK	RESPONSIBLE AGENCY	Page #
PW000777	SW 97 Avenue South of SW 128 Street			Bridge replacement (#874416)	MD Public Works and Waste	A5-62
XA10019	Systemwide Implementation of Dynamic Message	Systemwide		Implement Dynamic Message Signs	Miami-Dade Expressway Auth	A3-1
XA10021	Systemwide ITS Improvements	Systemwide		Systemwide ITS Improvements	Miami-Dade Expressway Auth	A3-1
PW000035	T.O.P.I.C.S.			Intersection improvements: T.O.P.I.C.S.	MD Public Works and Waste	A16-7
PW000041	T.O.P.I.C.S.			Intersection improvements: T.O.P.I.C.S.	MD Public Works and Waste	A16-7
PW000046	T.O.P.I.C.S.			Intersection improvements: T.O.P.I.C.S.	MD Public Works and Waste	A16-7
PW000056	T.O.P.I.C.S.			Intersection improvements: T.O.P.I.C.S.	MD Public Works and Waste	A16-8
PW000061	T.O.P.I.C.S.	Various Locations		Intersection improvements: T.O.P.I.C.S.	MD Public Works and Waste	A16-8
PW000069	T.O.P.I.C.S.			Intersection improvements: T.O.P.I.C.S.	MD Public Works and Waste	A16-8
PW000073	T.O.P.I.C.S.			Intersection improvements: T.O.P.I.C.S.	MD Public Works and Waste	A16-9
PW000082	T.O.P.I.C.S.			Intersection improvements: T.O.P.I.C.S.	MD Public Works and Waste	A16-9
PW000786	Tamiami Canal Bridge Replacement			Bridge replacement (#874135)	MD Public Works and Waste	A5-26
SP644300	Terminal Bulkheads Future Repairs	Dante B. Fascell PORTMIAMI	North Channel	Terminal Bulkhead Future Repairs	Miami-Dade Seaport Departm	A10-5
TP4150512	THERMO FOR WIDEN HEFT	FROM S OF KILLIAN PKWY (MP 19.4)	TO N OF SW 72nd ST (MP	SIGNING/PAVEMENT MARKINGS	Turnpike Enterprise	A2-4
TP4060966	THERMOPLASTIC FOR HEFT AET PHASE II	FROM MP 19	TO MP 26	SIGNING/PAVEMENT MARKINGS	Turnpike Enterprise	A2-5
TP4311002	THERMOPLASTIC FOR HEFT RESURFACING	FROM MP 33.2	TO MP 40.15	SIGNING/PAVEMENT MARKINGS	Turnpike Enterprise	A2-14
TP4154883	THERMOPLASTIC FOR HEFT WIDENING	FROM SW 216 TH ST	TO N OF EUREKA DR	SIGNING/PAVEMENT MARKINGS	Turnpike Enterprise	A2-8
TP4271462	THERMOPLASTIC FOR HEFT WIDENING	FROM N OF SW 72 ST	TO BIRD RD	SIGNING/PAVEMENT MARKINGS	Turnpike Enterprise	A2-12
TP4355422	THERMOPLASTIC FOR HEFT WIDENING	FROM NW 106TH ST (MP 34)	TO I-75 (MP 39)	SIGNING/PAVEMENT MARKINGS	Turnpike Enterprise	A2-17
TP4355432	THERMOPLASTIC FOR HEFT WIDENING	FROM SR836 (MP 32)	TO 106TH ST (MP 34)	SIGNING/PAVEMENT MARKINGS	Turnpike Enterprise	A2-19
TP4150515	THERMOPLASTIC FOR WIDEN HEFT	FROM BIRD RD	TO SR 836	SIGNING/PAVEMENT MARKINGS	Turnpike Enterprise	A2-6
TP4233723	THERMOPLASTIC WIDEN HEFT	FROM SW 288TH ST (MP 5)	TO SW 216TH ST (MP 11)	SIGNING/PAVEMENT MARKINGS	Turnpike Enterprise	A2-9
APP024A	TMB High Mast Lighting	Miami Executive Airport (TMB)		Equipment: Acquire Equipment	Miami-Dade Aviation Departm	A9-14
PW000807	TOPICS	Various Locations		Intersection improvements: T.O.P.I.C.S.	MD Public Works and Waste	A16-5
DT4366181	TOWN OF MIAMI LAKES - SIDEWALK IMPROVE			BIKE LANE/SIDEWALK	Town of Miami Lakes	A1-717
DT4355091	TOWN OF MIAMI LAKES CITYWIDE BICYCLE/ P			BIKE PATH/TRAIL	Town of Miami Lakes	A1-671
TA0000093	Track & Guideway Rehabilitation Subset	Various		Rehabilitate Guideway	Miami-Dade Transit Agency	A11-4
PW000036	Traffic Control Devices			Signalization	MD Public Works and Waste	A5-21
PW000042	Traffic Control Devices			Signalization	MD Public Works and Waste	A5-34
PW000047	Traffic Control Devices			Signalization	MD Public Works and Waste	A5-48
PW000053	Traffic Control Devices			Signalization	MD Public Works and Waste	A5-52
PW000057	Traffic Control Devices			Signalization	MD Public Works and Waste	A5-77
PW000062	Traffic Control Devices			Signalization	MD Public Works and Waste	A5-86
PW000070	Traffic Control Devices			Signalization	MD Public Works and Waste	A5-100
PW000074	Traffic Control Devices			Signalization	MD Public Works and Waste	A5-107

INDEX - 2016 TIP

MPO Proj. No.	FACILITY	From / Location	To / Location	TYPE OF WORK	RESPONSIBLE AGENCY	Page #
PW000083	Traffic Control Devices			Signalization	MD Public Works and Waste	A5-93
PW000102	Traffic Control Devices (Equip.& Mat.)				MD Public Works and Waste	A4-3
DT4292861	TRAFFIC ENGINEERING RDWAY DESIGN & STR			PRELIMINARY ENGINEERING	Florida Department of Transp	A1-511
DT4292851	TRAFFIC ENGINEERING STUDIES & ENGINEERI			PRELIMINARY ENGINEERING	Florida Department of Transp	A1-509
DT4292852	TRAFFIC ENGINEERING STUDIES & ENGINEERI			PRELIMINARY ENGINEERING	Florida Department of Transp	A1-510
DT4292862	TRAFFIC ENGINEERING SUPPORT SERVICES C			PRELIMINARY ENGINEERING	Florida Department of Transp	A1-512
DT4292863	TRAFFIC ENGINEERING SUPPORT SERVICES C			PRELIMINARY ENGINEERING	Florida Department of Transp	A1-513
DT4292864	TRAFFIC ENGINEERING SUPPORT SERVICES C			PRELIMINARY ENGINEERING	Florida Department of Transp	A1-514
DT4314331	TRAFFIC OPERATIONS PUSH BUTTON - ROADS			MISCELLANEOUS CONSTRUCTION	Florida Department of Transp	A1-574
DT4314332	TRAFFIC OPERATIONS PUSH BUTTON - ROADS			MISCELLANEOUS CONSTRUCTION	Florida Department of Transp	A1-575
DT4314333	TRAFFIC OPERATIONS PUSH BUTTON - ROADS			MISCELLANEOUS CONSTRUCTION	Florida Department of Transp	A1-576
DT4314341	TRAFFIC OPERATIONS PUSH BUTTON - SIGNA			MISCELLANEOUS CONSTRUCTION	Florida Department of Transp	A1-577
DT4314342	TRAFFIC OPERATIONS PUSH BUTTON - SIGNA			MISCELLANEOUS CONSTRUCTION	Florida Department of Transp	A1-578
DT4314343	TRAFFIC OPERATIONS PUSH BUTTON - SIGNA			MISCELLANEOUS CONSTRUCTION	Florida Department of Transp	A1-579
PW000103	Traffic Signal Loop Repairs				MD Public Works and Waste	A16-9
PW000110	Traffic Signal Materials				MD Public Works and Waste	A16-9
DT2520711	TRANSPORTATION STATISTICS SUPPORT #1			TRANSPORTATION STATISTICS	Florida Department of Transp	A1-786
DT2520712	TRANSPORTATION STATISTICS SUPPORT #1			TRANSPORTATION STATISTICS	Florida Department of Transp	A1-787
DT2521801	TRANSPORTATION STATISTICS SUPPORT #2			TRANSPORTATION STATISTICS	Florida Department of Transp	A1-789
DT4081991	TRANSPORTATION STATISTICS SUPPORT #3			URBAN CORRIDOR IMPROVEMENTS	Florida Department of Transp	A1-796
DT4132211	TRANSPORTATION SYSTEMS GIS DATA DEVEL			TRANSPORTATION STATISTICS	Florida Department of Transp	A1-797
DT4132212	TRANSPORTATION SYSTEMS GIS SUPPORT F			GEOGRAPHIC INFO. SYSTEMS	Florida Department of Transp	A1-759
DT2500842	TRANSPORTATION SYSTEMS MANAGEMENT A			CORRIDOR/SUBAREA PLANNING	Florida Department of Transp	A1-195
DT2500843	TRANSPORTATION SYSTEMS MANAGEMENT A			CORRIDOR/SUBAREA PLANNING	Florida Department of Transp	A1-196
PW1000017	US 1 & Red Road	Intersection		Extension: left turn lane	MD Public Works and Waste	A16-7
PW000716	Venetian Causeway Bridges			Study	MD Public Works and Waste	A5-95
DT4346871	VILLAGE OF PINECREST CITYWIDE BICYCLING			BIKE PATH/TRAIL	Village of Pinecrest	A1-781
DT4366111	VILLAGE OF VIRGINA GARDENS - 40TH STREE			SIDEWALK	Village of Virginia Gardens	A1-716
PW000866	W 17 Avenue	Flagler Street	NW 3 Street	Resurfacing	MD Public Works and Waste	A5-29
PW000782	W 24 Avenue	W 60 Street	W 76 Street	Widening: 2 to 3 lanes	MD Public Works and Waste	A5-102
PW000874	W 32 Avenue and W 68 Street			Intersection improvement	MD Public Works and Waste	A5-104
PW000783	W 76 Street	W 36 Avenue	W 20 Avenue	Roadway improvements	MD Public Works and Waste	A5-102
PW000815	W Dixie Highway and NE 172 Street			Intersection improvement	MD Public Works and Waste	A5-43
PW000767	W Dixie Highway North of NW 163 Street			Bridge replacement (#874071)	MD Public Works and Waste	A5-39
DT4276043	WEST 16 AVENUE	FROM WEST 76 STREET	TO WEST 84 STREET	RESURFACING	Florida Department of Transp	A1-461

INDEX - 2016 TIP

MPO Proj. No.	FACILITY	From / Location	To / Location	TYPE OF WORK	RESPONSIBLE AGENCY	Page #
DT4276044	WEST 16TH AVENUE	FROM WEST 68TH STREET	TO WEST 78TH STREET	FLEXIBLE PAVEMENT RECONSTRUCT.	Florida Department of Transp	A1-462
DT4367921	WEST 1ST AVENUE	RAILROAD SAFETY IMPROVEMENT	@ RAILROAD XING #2727	RAIL SAFETY PROJECT	Florida East Coast Railway	A1-724
DT4276042	WEST 36 AVENUE	FROM WEST 76 STREET	TO WEST 84 STREET	FLEXIBLE PAVEMENT RECONSTRUCT.	Florida Department of Transp	A1-460
DT4276041	WEST 53RD STREET	FROM WEST 16TH AVENUE	TO WEST 12TH AVENUE	FLEXIBLE PAVEMENT RECONSTRUCT.	Florida Department of Transp	A1-459
DT4209101	WEST AVE CONNECTOR BRDG	FROM N. OF LINCOLN RD	TO SOUTH OF 18 STREET	NEW BRIDGE CONSTRUCTION	Florida Department of Transp	A1-401
PW000726	West Avenue Bridge over the Collins Canal			Bridge	MD Public Works and Waste	A5-95
PW000764	West Dixie Highway	NE 163 Street	NE 173 Street	Widening: to 4 lanes	MD Public Works and Waste	A5-38
PW1000010	West Flagler & W 102 Avenue	Intersection		New Construction: right turn lane	MD Public Works and Waste	A16-6
TP4154881	WIDEN HEFT	FROM SW 216TH ST	TO N OF EUREKA DR	ADD LANES & RECONSTRUCT	Turnpike Enterprise	A2-7
TP4233722	WIDEN HEFT	FROM SW 288 ST (MP 5)	TO SW 216 ST (MP 11.8)	ADD LANES & RECONSTRUCT	Turnpike Enterprise	A2-9
TP4271461	WIDEN HEFT	FROM N OF SW72 ST (MP 21.873)	TO BIRD RD (MP 23.8)	ADD LANES & RECONSTRUCT	Turnpike Enterprise	A2-11
TP4355421	WIDEN HEFT	FROM NW 106TH ST (MP 34)	TO I-75 (MP 39)	ADD LANES & RECONSTRUCT	Turnpike Enterprise	A2-16
TP4355451	WIDEN HEFT	FROM SR 836 (MP 26)	TO NW 74TH ST (MP 31)	ADD LANES & RECONSTRUCT	Turnpike Enterprise	A2-25
TP4355431	Widening from SR 836 to NW 106th St	SR 836 (MP 26)	NW 106th Street (MP 34)	Widening	Turnpike Enterprise	A2-18
APN055A	X51 Runway 18/36 Pavement Rehabilitation	Homestead General Aviation Airport		Rehabilitate	Miami-Dade Aviation Departm	A9-15

Port of Miami Tunnel P3 Project - Concessionaire Agreement and associated project phases											
	FM Item Segment	FM Item Segment	FM Item Segment		FM Item Segment	FM Item Segment	FM Item Segment	FM Item Segment	FM Item Segment	FM Item Segment	
	Phase/ Sequence	Phase/ Sequence	Phase/ Sequence		Phase/ Sequence	Phase/ Sequence	Phase/ Sequence	Phase/ Sequence	Phase/ Sequence	Phase/ Sequence	
	251156 3 52 03	251156 3 52 01	251156 3 82 01		251156 1 31 01, 32 01	251156 3 31 01, 31 02, 32 01,02,03,04,05,06 251156 2	251156 3 61 01, 62 01,03,04,05,60	251156 3 72 01	251156 3 52 02	251156 3 41 01, 43 01	
Fiscal Year	Milestone Payments (Capital costs)	Capital portion (capex) of availability pmts	O & M (opex) portion of availability pmts	Total Concessionaire pmts per year	P,D & E	Preliminary Engineering	CEI	FDOT O & M Oversight	Geotechnical Contingency Reserve	Right of Way	TOTAL PROJECT COSTS
Pre-2008	-	-	-	-	3,706,832	28,885,302	-	-	-	1,007	32,593,141
2008	-	-	-	-	-	564,546	-	-	-	50,007,103	50,571,649
2009	-	-	-	-	-	1,250,686	-	-	-	1,048	1,251,734
2010	-	-	-	-	-	14,782,480	1,530,000	-	-	21,726	16,334,206
2011	60,000,000	-	-	60,000,000	-	5,380,000	8,646,200	-	75,000,000	-	149,026,200
2012	15,000,000	-	-	15,000,000	-	4,830,000	5,752,631	-	75,000,000	-	100,582,631
2013	25,000,001	-	-	25,000,001	-	1,355,000	6,120,825	-	-	-	32,475,826
2014	350,000,001	2,337,661	2,594,114	354,931,776	-	655,000	3,590,500	300,000	-	-	359,477,276
2015	-	23,469,964	15,646,642	39,116,606	-	375,000	-	300,000	-	-	39,791,606
2016	-	24,218,808	16,071,298	40,290,106	-	375,000	-	300,000	-	-	40,965,106
2017	-	24,775,658	16,723,150	41,498,808	-	375,000	-	300,000	-	-	42,173,808
2018	-	25,693,732	17,050,040	42,743,772	-	375,000	-	300,000	-	-	43,418,772
2019	-	24,918,730	19,107,355	44,026,085	-	375,000	-	300,000	-	-	44,701,085
2020	-	25,839,678	19,507,191	45,346,869	-	375,000	-	300,000	-	-	46,021,869
2021	-	27,272,296	19,434,977	46,707,273	-	375,000	-	300,000	-	-	47,382,273
2022	-	28,379,446	19,729,048	48,108,494	-	375,000	-	300,000	-	-	48,783,494
2023	-	27,825,476	21,726,272	49,551,748	-	375,000	-	300,000	-	-	50,226,748
2024	-	27,715,136	23,323,165	51,038,301	-	375,000	-	300,000	-	-	51,713,301
2025	-	29,321,183	23,248,265	52,569,448	-	375,000	-	300,000	-	-	53,244,448
2026	-	31,954,676	22,191,854	54,146,530	-	375,000	-	300,000	-	-	54,821,530
2027	-	32,235,840	23,535,087	55,770,927	-	375,000	-	300,000	-	-	56,445,927
2028	-	33,205,029	24,239,026	57,444,055	-	375,000	-	300,000	-	-	58,119,055
2029	-	32,823,901	26,343,476	59,167,377	-	375,000	-	300,000	-	-	59,842,377
2030	-	34,269,179	26,673,220	60,942,399	-	375,000	-	300,000	-	-	61,617,399
2031	-	35,793,980	26,976,690	62,770,670	-	375,000	-	300,000	-	-	63,445,670
2032	-	38,102,423	26,551,367	64,653,790	-	375,000	-	300,000	-	-	65,328,790
2033	-	39,485,317	27,108,086	66,593,403	-	375,000	-	300,000	-	-	67,268,403
2034	-	30,989,776	37,601,433	68,591,209	-	375,000	-	300,000	-	-	69,266,209
2035	-	37,648,903	33,000,042	70,648,945	-	375,000	-	300,000	-	-	71,323,945
2036	-	43,741,859	29,026,551	72,768,410	-	375,000	-	300,000	-	-	73,443,410
2037	-	45,054,117	29,897,348	74,951,465	-	375,000	-	300,000	-	-	75,626,465
2038	-	44,718,155	32,481,851	77,200,006	-	375,000	-	300,000	-	-	77,875,006
2039	-	31,053,088	48,462,920	79,516,008	-	375,000	-	300,000	-	-	80,191,008
2040	-	47,347,790	34,553,696	81,901,486	-	375,000	-	300,000	-	-	82,576,486
2041	-	50,010,196	34,348,337	84,358,533	-	375,000	-	300,000	-	-	85,033,533
2042	-	50,252,591	36,636,695	86,889,286	-	375,000	-	300,000	-	-	87,564,286
2043	-	53,760,370	35,735,597	89,495,967	-	250,000	-	300,000	-	-	90,045,967
2044	-	47,277,508	44,903,340	92,180,848	-	250,000	-	300,000	-	-	92,730,848
2045	-	15,304,066	11,836,164	27,140,230	-	83,333	-	100,000	-	-	27,323,563
Totals	450,000,002	1,066,796,532	826,264,297	2,343,060,831	3,706,832	68,786,347	25,640,156	9,400,000	150,000,000	50,030,884	2,650,625,050
DI	-	-	826,264,297	826,264,297	-	726,689	-	9,400,000	-	-	836,390,986
DIH	-	-	-	-	61,208	700,911	1,213,956	-	-	15,884	1,991,959
DIOH	-	-	-	-	116,316	-	-	-	-	-	116,316
DIS	-	-	-	-	-	11,171,043	-	-	-	-	11,171,043
DS	-	-	-	-	173,952	20	-	-	-	15,000	188,972
FD21 (see note below)	-	-	-	-	614,120	6,654,397	-	-	-	-	7,268,517
FDM (see note below)	-	-	-	-	2,741,236	-	-	-	-	-	2,741,236
GMR	-	945,387,651	-	945,387,651	-	29,067,202	1,500,000	-	75,000,000	-	1,050,954,853
LF	257,500,000	121,408,881	-	378,908,881	-	18,370,000	6,676,200	-	75,000,000	50,000,000	528,955,081
NHAC	192,500,002	-	-	192,500,002	-	2,000,206	16,250,000	-	-	-	210,750,208
PKYI	-	-	-	-	-	95,879	-	-	-	-	95,879
Totals	450,000,002	1,066,796,532	826,264,297	2,343,060,831	3,706,832	68,786,347	25,640,156	9,400,000	150,000,000	50,030,884	2,650,625,050
Check Total	-	-	-	-	-	-	-	-	-	-	-
Fund	Description				The table below summarizes previous Title 23, U.S.C. funding for this project:						
PKYI	Turnpike funds				Port of Miami Tunnel						
FD21	FDM-Dodge Island Tunnel - Federal Demonstration Funds/Project Specific				Federal Project Number: 0010-801-R						
FDM	Federal Demonstration Project/Project Specific				State Project Numbers: 251156-1-32-01, 251156-2-32-01						
DS	State Funds				Source of Funds: Federal Aid Highway Act of 1987, Section 149						
DIS	Strategic Intermodal System State Funds				Federal Authorization Date	Federal Appropriation Category Program Codes (Fund Codes FD21 & FDM)		Total Amount Authorized & Expended	Description of Work		
GMR	Growth Management - Doc Stamps for SIS - State Funds					3070	3090		NOTE: A portion of this work was performed under P,D & E and the remainder under Preliminary Engineering		
DIH	In-House - State Funds				11/1/1989	\$1,509,033	\$993,707	\$1,509,033	PD&E - Initial Contract Execution		
DI	Strategic Intermodal System State Funds				4/14/1998	\$147,147		\$1,140,854	Supplemental Agreement to Initial Contract		
LF	Local Funds				5/30/2003	\$2,000,000		\$2,000,000	Consultant - Tunnel Specialist - Update Environmental		
NOTE: The Federal Demonstration Project funding under the FD21 and FDM fund codes shown above total to \$10,009,750. However, the same funds shown in the table to the right total to \$8,037,418. The difference consists of the required state match and minor amounts of non-participating costs.					6/16/2003	\$62,169	\$2,020,325	\$62,169	Supplemental Agreement to Tunnel Specialist Contract		
					6/15/2005	\$1,305,037		\$3,325,362	Consultant - Geotechnical Studies		
										Totals	\$5,023,386

Port of Miami Tunnel P3 Project - Phases which include Federal Aid Funds													
	FM Item Segment			FM Item Segment				FM Item Segment			FM Item Segment		
	Phase/ Sequence			Phase/ Sequence				Phase/ Sequence			Phase/ Sequence		
	FM# 251156 3, Ph/Seq 52 03			FM# 251156 1, Ph/Seq 31 01, 32 01 FM# 251156 3, Ph/Seq 31 01, 31 02, 32 01,02,03,04 FM# 251156 2, Ph/Seq 31 01 32 01,02				FM# 251156 3, Ph/Seq 61 01, 62 01			FM# 251156 3, Ph/Seq 52 02		
Fiscal Year	Milestone Payments (Capital costs)			P,D&E, Preliminary Engineering & Financial Consultants				Construction Engineering Inspection			GeotechnicalContingency Reserve		
	Federal Funds (Nat'l Hwy System) (AC mode)	State & Local Funds	Total	Federal Funds (Nat'l Hwy System) (AC mode)	Federal Demonstration Funds	State & Local Funds	Total	Federal Funds (Nat'l Hwy System) (AC mode)	State & Local Funds	Total	State & Local Funds	Total	Total Federal Funds
Pre 2008 Costs	-	-	-	-	9,759,924	22,832,210	32,592,134	-	-	-	-	-	9,759,924
2008	-	-	-	-	-	564,546	564,546	-	-	-	-	-	-
2009	-	-	-	-	-	1,401,700	1,401,700	-	-	-	-	-	-
2010	-	-	-	2,000,206	249,829	12,533,570	14,783,605	-	1,530,000	1,530,000	-	-	2,250,035
2011	-	60,000,000	60,000,000	-	-	5,517,778	5,517,778	2,750,000	5,896,200	8,646,200	75,000,000	75,000,000	2,750,000
2012	-	15,000,000	15,000,000	-	-	4,830,000	4,830,000	5,250,000	502,631	5,752,631	75,000,000	75,000,000	5,250,000
2013	25,000,001	-	25,000,001	-	-	1,364,158	1,364,158	5,500,000	620,825	6,120,825	-	-	30,500,001
2014	167,500,001	182,500,000	350,000,001	-	-	665,205	665,205	2,750,000	840,500	3,590,500	-	-	170,250,001
2015	-	-	-	-	-	388,000	388,000	-	-	-	-	-	-
2016	-	-	-	-	-	386,531	386,531	-	-	-	-	-	-
2017	-	-	-	-	-	392,279	392,279	-	-	-	-	-	-
2018	-	-	-	-	-	375,386	375,386	-	-	-	-	-	-
2019	-	-	-	-	-	375,000	375,000	-	-	-	-	-	-
2020	-	-	-	-	-	375,000	375,000	-	-	-	-	-	-
2021	-	-	-	-	-	375,000	375,000	-	-	-	-	-	-
2022	-	-	-	-	-	375,000	375,000	-	-	-	-	-	-
2023	-	-	-	-	-	375,000	375,000	-	-	-	-	-	-
2024	-	-	-	-	-	375,000	375,000	-	-	-	-	-	-
2025	-	-	-	-	-	375,000	375,000	-	-	-	-	-	-
2026	-	-	-	-	-	375,000	375,000	-	-	-	-	-	-
2027	-	-	-	-	-	375,000	375,000	-	-	-	-	-	-
2028	-	-	-	-	-	375,000	375,000	-	-	-	-	-	-
2029	-	-	-	-	-	375,000	375,000	-	-	-	-	-	-
2030	-	-	-	-	-	375,000	375,000	-	-	-	-	-	-
2031	-	-	-	-	-	375,000	375,000	-	-	-	-	-	-
2032	-	-	-	-	-	375,000	375,000	-	-	-	-	-	-
2033	-	-	-	-	-	375,000	375,000	-	-	-	-	-	-
2034	-	-	-	-	-	375,000	375,000	-	-	-	-	-	-
2035	-	-	-	-	-	375,000	375,000	-	-	-	-	-	-
2036	-	-	-	-	-	375,000	375,000	-	-	-	-	-	-
2037	-	-	-	-	-	375,000	375,000	-	-	-	-	-	-
2038	-	-	-	-	-	375,000	375,000	-	-	-	-	-	-
2039	-	-	-	-	-	375,000	375,000	-	-	-	-	-	-
2040	-	-	-	-	-	375,000	375,000	-	-	-	-	-	-
2041	-	-	-	-	-	375,000	375,000	-	-	-	-	-	-
2042	-	-	-	-	-	375,000	375,000	-	-	-	-	-	-
2043	-	-	-	-	-	250,000	250,000	-	-	-	-	-	-
2044	-	-	-	-	-	250,000	250,000	-	-	-	-	-	-
2045	-	-	-	-	-	83,333	83,333	-	-	-	-	-	-
Totals	192,500,002	257,500,000	450,000,002	2,000,206	10,009,753	60,834,696	72,844,655	16,250,000	9,390,156	25,640,156	150,000,000	150,000,000	220,759,961
Summary of Federal Authorization Request for Federal Aid Project No. PMT1-001													
	Milestone Payments (Capital costs)	Capital portion (capex) of availability pmts	O & M (opex) portion of availability pmts	Total Concessionaire payments	P,D&E, Preliminary Engineering	Engineering & Financial Consultants	CEI	FDOT O & M Oversight	Geotechnical Contingency Reserve	Right of Way	TOTAL PROJECT COSTS		
Nat'l Hwy System (AC mode)	192,500,002	-	-	192,500,002		2,000,206	16,250,000	-			210,750,208		
State and Local Funds	257,500,000	1,066,796,532	826,264,297	2,150,560,829		37,651,010	9,390,156	9,400,000	150,000,000	50,029,877	2,407,031,872		
Federal Demonstration Funds	-	-	-	-	249,829		-	-			249,829		
Total Federal Authorization Request	450,000,002	1,066,796,532	826,264,297	2,343,060,831	249,829	39,651,216	25,640,156	9,400,000	150,000,000	50,029,877	2,618,031,909		
Add phases not included in Fed. Auth. Request:				-									
Pre-2008 costs:				-									
Federal Demonstration Funds	-	-	-	-	9,759,924						9,759,924		
State and Local Funds	-	-	-	-	22,832,210					1,007	22,833,217		
Total Project Costs	450,000,002	1,066,796,532	826,264,297	2,343,060,831	32,841,963	39,651,216	25,640,156	9,400,000	150,000,000	50,030,884	2,650,625,050		